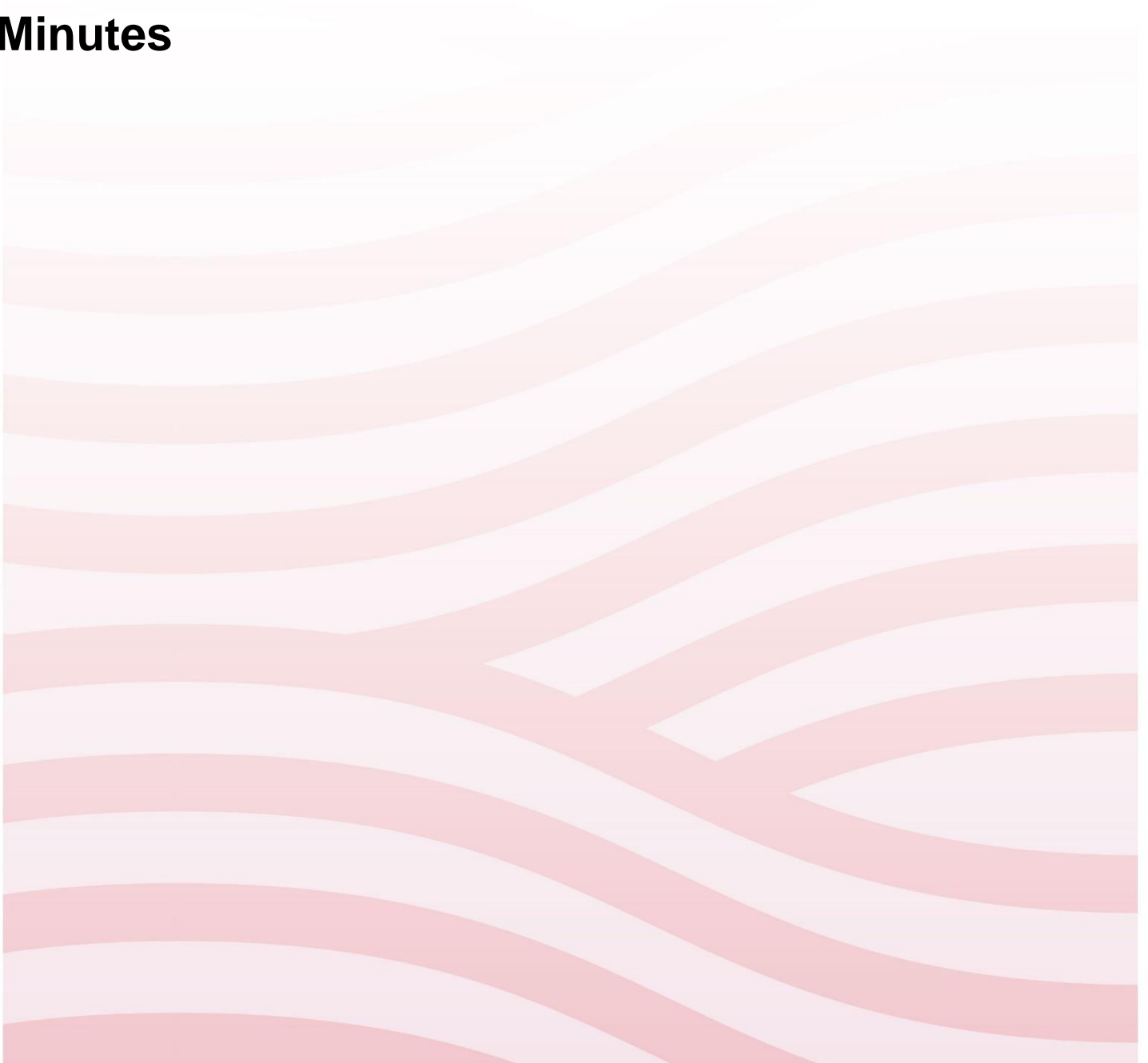




Woollahra Local Planning Panel (Electronic Meeting)

Thursday 17 October 2024
at the Conclusion of the Public Meeting

Minutes



Woollahra Local Planning Panel (Electronic) Minutes

Thursday 17 October 2024

Table of Contents

| Item | Subject | Pages |
|-------------|---|--------------|
| D1 | DA161/2024/1 - 1 Kulgoa Road, Belleue Hill..... | 4 |
| D2 | DA71/2024/1 - 1/21 Rowe Street, Woollahra | 51 |
| D3 | DA 400/2023/2 - 11 Collins Avenue Rose Bay..... | 85 |

Woollahra Local Planning Panel (Electronic)

Minutes of the Meeting held on 17 October 2024 at the Conclusion of the Public Meeting

| | | |
|----------|----------------|----------------------------------|
| Present: | Penny Holloway | (Chair) |
| | Graham Brown | (Expert) |
| | Lee Kosnetter | (Expert) |
| | Malcolm Young | (Community Representative) |
| Staff: | Nick Economou | (Manager Development Assessment) |
| | Carolyn Nurmi | (Governance Officer) |
| | Max Moratelli | (Team Leader) |
| | Thomas Wong | (Team Leader) |

Note: The Panel was briefed by Council staff on each Item prior to the meeting.

The Panel then deliberated and voted on each Item in a confidential meeting.

The decisions are recorded in these Minutes.

Leave of Absence and Apologies

Nil

Late Correspondence

Nil

Declarations of Interest

Nil

ITEM No. D1
FILE No. DA161/2024/1
ADDRESS 1 Kulgoa Road, Bellevue Hill
PROPOSAL Alterations and additions to existing dwelling including new landscaping and boundary fences

Reasons for Decision

The Panel has undertaken a site inspection, considered any submissions and reviewed the assessment report prepared by Council officers that addresses the relevant matters detailed in Section 4.15 of the Environmental Planning and Assessment Act 1979.

For the reasons generally in the assessment report, the Panel is satisfied that the application can be approved.

Resolved: Pursuant to Section 4.16 of the Environmental Planning and Assessment Act 1979

THAT the Woollahra Local Planning Panel, exercising the functions of Council as the consent authority, is satisfied that the matters required to be addressed under Clause 4.6(4) of the Woollahra Local Environmental Plan 2014 have been demonstrated and that consent may be granted to the development application, which contravenes the Height of Buildings development standard under Clause 4.3 of Woollahra LEP 2014. The Panel assumes the concurrence of the Secretary, Department of Planning, Industry and Environment.

AND

THAT the Woollahra Local Planning Panel, exercising the functions of Council, as the consent authority, grant development consent to Development Application No. 161/2024/1 for alterations and additions to existing dwelling including new landscaping and boundary fences on land at 1 Kulgoa Road Bellevue Hill, subject to the following conditions:

ALL DEVELOPMENT TYPES

A. General Conditions

| | |
|--------------|---|
| A. 1. | Conditions |
| | Consent is granted subject to the following conditions imposed under section 4.16 of the Environmental Planning and Assessment Act 1979 (“the Act”), and the provisions of the Environmental Planning and Assessment Regulation 2021 (“the Regulations”) and the provisions of the Environmental Planning and Assessment (Development Certification and Fire Safety) Regulation 2021 (“the Development Certification and Fire Safety Regulations”), such conditions being reasonable and relevant to the development as assessed under section 4.15 of the Act. |
| | Notes: <ul style="list-style-type: none">• Failure to comply with this development consent and any condition of this consent is a criminal offence. Failure to comply with other environmental laws is also a criminal offence.• Where there is any breach Council may without any further warning:<ul style="list-style-type: none">a) Issue Penalty Infringement Notices (On-the-spot fines);b) Issue notices and orders;c) Prosecute any person breaching this consent; and/ord) Seek injunctions/orders before the courts to restrain and remedy any breach. |

| | |
|---------------------|---|
| | <ul style="list-style-type: none"> • Maximum penalties under NSW environmental laws include fines up to \$1.1 Million and/or custodial sentences for serious offences. • Should Council have to take any action to enforced compliance with this consent or other environmental laws Council’s policy is to seek from the Court appropriate orders requiring the payments of its costs beyond any penalty or remedy the Court may order. • This consent and this specific advice will be tendered to the Court when seeking costs orders from the Court where Council is successful in any necessary enforcement action. • The payment of environmental penalty infringement notices does not result in any criminal offence being recorded. If a penalty infringement notice is challenged in Court and the person is found guilty of the offence by the Court, subject to section 10 of the Crimes (Sentencing Procedure) Act 1999, a criminal conviction is recorded. The effect of a criminal conviction beyond any fine is serious. <p>Condition Reason: To ensure all parties are aware of the relevant legislation that applies to the development.</p> |
| <p>A. 2.</p> | <p>Definitions</p> <p>Unless specified otherwise, words have the same meaning as defined by the <i>Act</i>, the <i>Regulations</i>, the <i>Development Certification and Fire Safety Regulations</i> and the <i>Interpretation Act 1987</i> as in force at the date of consent.</p> <p>Applicant means the applicant for this consent.</p> <p>Approved Plans mean the plans endorsed by Council referenced by this consent as amended by conditions of this consent.</p> <p>Local native plants means species of native plant endemic to Sydney’s eastern suburbs.</p> <p>Owner-builder has the same meaning as in the <i>Home Building Act 1989</i>.</p> <p>PC means the Principal Certifier under the <i>Act</i>.</p> <p>Principal Contractor has the same meaning as in the <i>Act</i>, or where a Principal Contractor has not been appointed by the Owner of the land being developed Principal Contractor means the Owner of the land being developed.</p> <p>Professional engineer has the same meaning as in the <i>BCA</i>.</p> <p>Public place has the same meaning as in the <i>Local Government Act 1993</i>.</p> <p>Road has the same meaning as in the <i>Roads Act 1993</i>.</p> <p>SEE means the final version of the Statement of Environmental Effects lodged by the Applicant.</p> <p>Site means the land being developed subject to this consent.</p> <p>Site work means any work that is physically carried out on the land to which the development the subject of this development consent is to be carried out, including but not limited to building work, subdivision work, demolition work, clearing of vegetation or remediation work.</p> <p>Woollahra LEP means <i>Woollahra Local Environmental Plan 2014</i> Woollahra DCP means <i>Woollahra Development Control Plan 2015</i></p> |

- Work** for the purposes of this consent means:
- the use of land in connection with development,
 - the subdivision of land,
 - the erection of a building,
 - the carrying out of any work,
 - the use of any site crane, machine, article, material, or thing,
 - the storage of waste, materials, site crane, machine, article, material, or thing,
 - the demolition of a building,
 - the piling, piercing, cutting, boring, drilling, rock breaking, rock sawing or excavation of land,
 - the delivery to or removal from the *site* of any machine, article, material, or thing, or
 - the occupation of the *site* by any person unless authorised by an occupation certificate.

Condition Reason: To ensure all parties are aware of the relevant definitions.

A. 3. Approved Plans and Supporting Documents

Those with the benefit of this consent must carry out all work and maintain the use and works in accordance with both the architectural plans to which is affixed a Council stamp “Approved” and supporting documents listed below unless modified by any following condition.

Where the plans relate to alterations or additions only those works shown in colour or highlighted are approved.

| Reference | Description | Author | Date |
|-----------------|--|------------------------------------|------------|
| DA-01-01, Rev 1 | Existing Site Plan / Site Analysis | All prepared by Hancock Architects | 29/04/2024 |
| DA-01-02, Rev 1 | Existing Basement Plan | | 29/04/2024 |
| DA-01-03, Rev 1 | Existing Ground Floor Plan | | 29/04/2024 |
| DA-01-04, Rev 1 | Existing First Floor Plan | | 29/04/2024 |
| DA-01-05, Rev 1 | Existing Roof Plan | | 29/04/2024 |
| DA-01-06, Rev 1 | Existing West Elevation – Street | | 29/04/2024 |
| DA-01-07, Rev 1 | Existing West Elevation | | 29/04/2024 |
| DA-01-08, Rev 2 | Existing North Elevation – Street | | 24/09/2024 |
| DA-01-09, Rev 1 | Existing North Elevation | | 29/04/2024 |
| DA-01-10, Rev 1 | Existing East Elevation | | 29/04/2024 |
| DA-01-11, Rev 1 | Existing South Elevation | | 29/04/2024 |
| DA-01-12, Rev 1 | Existing Section A-A | | 29/04/2024 |
| DA-01-13, Rev 1 | Existing Section B-B | | 29/04/2024 |
| DA-02-01, Rev 1 | Proposed Site Plan | | 29/04/2024 |
| DA-02-02, Rev 1 | Proposed Lower Ground Plan | | 29/04/2024 |
| DA-02-03 | Proposed Ground Floor Plan | | 29/04/2024 |
| DA-02-04, Rev 1 | Proposed First Floor Plan | | 29/04/2024 |
| DA-02-05, Rev 1 | Proposed Roof Plan | | 29/04/2024 |
| DA-02-06, Rev 1 | Proposed Roof Plan | | 29/04/2024 |
| DA-03-01, Rev 1 | Proposed West Elevation – Street | | 29/04/2024 |
| DA-03-02, Rev 1 | Proposed West Elevation | 29/04/2024 | |
| DA-03-03, Rev 1 | Proposed North Elevation – Street | 29/04/2024 | |
| DA-03-04, Rev 1 | Proposed North Elevation | 29/04/2024 | |
| DA-03-05, Rev 1 | Proposed East Elevation | 29/04/2024 | |
| DA-03-06, Rev 1 | Proposed South Elevation | 29/04/2024 | |
| DA-04-01, Rev 1 | Proposed Section A-A | 29/04/2024 | |
| DA-04-02, Rev 1 | Proposed Section B-B | 29/04/2024 | |
| DA-06-01, Rev 1 | Proposed Finishes & Materials Schedule | 29/04/2024 | |
| A1745315 | BASIX Certificate | Planning Industry and Environment | 29/04/2024 |
| LP01 and LP02 | Landscape Plans | TCGD | 23/04/2024 |

| | <p>Notes:</p> <ul style="list-style-type: none"> Warning to Principal Certifier – You must always insist on sighting the original Council stamped approved plans. You must not rely solely upon the plan reference numbers in this condition. Should the Applicant not be able to provide you with the original copy Council will provide you with access to its files so you may review our original copy of the approved plans. These plans and supporting documentation may be subject to conditions imposed under section 4.17(1)(g) of the Act modifying or amending the development. <p>Condition Reason: To ensure all parties are aware of the approved plans and supporting documentation that applies to the development.</p> | | | | | | | | | | | | | | | | | | | | | | | | | | | | | | | | | | | | |
|---------------------|---|---|--------------------|------------|--------------------|---|---|-------------------------------|-------|---|---------------------------------------|-----------------------------|-------|---|---------------------------------------|-----------------------------|-------|----------------|---------|----------|--------------------|------------|---|-------------------------------------|---|---------|----------|---|---------------------------|-------------------------|---------|----------|---|------------------------------|---|-------|--------|
| <p>A. 4.</p> | <p>Ancillary Aspects of Development (section 4.17(2) of the Act)</p> <p>The Owner must procure the repair, replacement or rebuilding of all road pavement, kerb, gutter, footway, footpaths adjoining the site or damaged as a result of work under this consent or as a consequence of work under this consent. Such work must be undertaken to Council's satisfaction in accordance with Council's Specification for Roadworks, Drainage and Miscellaneous Works (2012) unless expressly provided otherwise by these conditions at the Owner's expense.</p> <p>Notes:</p> <ul style="list-style-type: none"> This condition does not affect the Principal Contractor's or any sub-contractors obligations to protect and preserve public infrastructure from damage or affect their liability for any damage that occurs. <p>Condition Reason: To ensure all parties are aware of works required to public infrastructure and to ensure payment for works.</p> | | | | | | | | | | | | | | | | | | | | | | | | | | | | | | | | | | | | |
| <p>A. 5.</p> | <p>Tree Preservation and Landscaping Works</p> <p>While site work is being carried out, all landscape works must be undertaken in accordance with the approved landscape plan, arborist report, tree management plan and transplant method statement as applicable.</p> <p>a) The following trees must be retained:</p> <ul style="list-style-type: none"> Trees on private land: <table border="1" data-bbox="352 1507 1385 1765"> <thead> <tr> <th>Council Ref No</th> <th>Species</th> <th>Location</th> <th>Dimension (metres)</th> </tr> </thead> <tbody> <tr> <td>2</td> <td><i>Magnolia grandiflora</i> 'Little Gem) x2</td> <td>Rear Yard – southern boundary</td> <td>8 x 6</td> </tr> <tr> <td>3</td> <td><i>Archontophoenix cunninghamiana</i></td> <td>Rear Yard – southern corner</td> <td>7 x 2</td> </tr> <tr> <td>4</td> <td><i>Archontophoenix cunninghamiana</i></td> <td>Rear Yard – southern corner</td> <td>8 x 2</td> </tr> </tbody> </table> <ul style="list-style-type: none"> Trees on Council land: <table border="1" data-bbox="352 1868 1385 2092"> <thead> <tr> <th>Council Ref No</th> <th>Species</th> <th>Location</th> <th>Dimension (metres)</th> <th>Tree value</th> </tr> </thead> <tbody> <tr> <td>A</td> <td><i>Ficus microcarpa var. Hillii</i></td> <td>Street tree – adj driveway on Kulgoa Rd</td> <td>22 x 24</td> <td>\$20,000</td> </tr> <tr> <td>B</td> <td><i>Eucalyptus saligna</i></td> <td>Street tree – Kulgoa Rd</td> <td>25 x 15</td> <td>\$15,000</td> </tr> <tr> <td>C</td> <td><i>Lophostemon confertus</i></td> <td>Street tree - Kulgoa Rd – closest to Bulkara Rd</td> <td>8 x 6</td> <td>\$5000</td> </tr> </tbody> </table> | Council Ref No | Species | Location | Dimension (metres) | 2 | <i>Magnolia grandiflora</i> 'Little Gem) x2 | Rear Yard – southern boundary | 8 x 6 | 3 | <i>Archontophoenix cunninghamiana</i> | Rear Yard – southern corner | 7 x 2 | 4 | <i>Archontophoenix cunninghamiana</i> | Rear Yard – southern corner | 8 x 2 | Council Ref No | Species | Location | Dimension (metres) | Tree value | A | <i>Ficus microcarpa var. Hillii</i> | Street tree – adj driveway on Kulgoa Rd | 22 x 24 | \$20,000 | B | <i>Eucalyptus saligna</i> | Street tree – Kulgoa Rd | 25 x 15 | \$15,000 | C | <i>Lophostemon confertus</i> | Street tree - Kulgoa Rd – closest to Bulkara Rd | 8 x 6 | \$5000 |
| Council Ref No | Species | Location | Dimension (metres) | | | | | | | | | | | | | | | | | | | | | | | | | | | | | | | | | | |
| 2 | <i>Magnolia grandiflora</i> 'Little Gem) x2 | Rear Yard – southern boundary | 8 x 6 | | | | | | | | | | | | | | | | | | | | | | | | | | | | | | | | | | |
| 3 | <i>Archontophoenix cunninghamiana</i> | Rear Yard – southern corner | 7 x 2 | | | | | | | | | | | | | | | | | | | | | | | | | | | | | | | | | | |
| 4 | <i>Archontophoenix cunninghamiana</i> | Rear Yard – southern corner | 8 x 2 | | | | | | | | | | | | | | | | | | | | | | | | | | | | | | | | | | |
| Council Ref No | Species | Location | Dimension (metres) | Tree value | | | | | | | | | | | | | | | | | | | | | | | | | | | | | | | | | |
| A | <i>Ficus microcarpa var. Hillii</i> | Street tree – adj driveway on Kulgoa Rd | 22 x 24 | \$20,000 | | | | | | | | | | | | | | | | | | | | | | | | | | | | | | | | | |
| B | <i>Eucalyptus saligna</i> | Street tree – Kulgoa Rd | 25 x 15 | \$15,000 | | | | | | | | | | | | | | | | | | | | | | | | | | | | | | | | | |
| C | <i>Lophostemon confertus</i> | Street tree - Kulgoa Rd – closest to Bulkara Rd | 8 x 6 | \$5000 | | | | | | | | | | | | | | | | | | | | | | | | | | | | | | | | | |

| | | | | |
|---|------------------------------|------------------------------------|--------|--------|
| D | <i>Lophostemon confertus</i> | Street tree – closest to Kulgoa Rd | 10 x 8 | \$5000 |
| E | <i>Melia azedarach</i> | Street tree – Bulkara Rd frontage | 6 x 4 | none |

The tree/s required to be retained must appear coloured green on the Construction Certificate plans.

b) The following trees may be removed:

| Council Ref No | Species | Location | Dimension (metres) |
|----------------|--|--------------------------------|--------------------|
| 1 | <i>Camellia japonica</i> | Rear Yard – southern boundary | 5 x 5 |
| 5 | <i>Leptospermum petersonii</i> | Rear Yard – eastern boundary | 5 x 5 |
| 6 | <i>Magnolia x soulangeana</i> x2 | Rear Yard – northern boundary | 3 x 3 |
| 7 | <i>Hymenosporum flavum</i> | Rear Yard – northern boundary | 7 x 1 |
| 8 | <i>Lagerstroemia indica</i> | Front Yard – northern corner | 4 x 4 |
| 9 | <i>Magnolia grandiflora</i> 'Little Gem) | Front Yard | 6 x 3 |
| 10 | <i>Lagerstroemia indica</i> | Front Yard | 4 x 2 |
| 11 | <i>Magnolia grandiflora</i> 'Little Gem) | Front Yard – southern boundary | 4 x 1 |
| 12 | <i>Magnolia grandiflora</i> 'Little Gem) | Front Yard – southern boundary | 6 x 3 |

The tree/s that may be removed must appear coloured red on the Construction Certificate plans.

The species marked (*) is exempt from the WMC DCP 2015 and can be removed without requiring consent from Council.

Condition Reason: To ensure all landscape works are undertaken in accordance with the approved plans and documents.

A. 6. No Underpinning works

This development consent does NOT give approval to any works outside the boundaries of the subject property including any underpinning works to any structures on adjoining properties.

Condition Reason: To ensure all works are located within the boundaries of the site and to confirm that no consent is granted for underpinning works to any structures on adjoining properties.

B. BEFORE DEMOLITION WORK COMMENCES

B. 1. Construction Certificate Required Prior to Any Demolition

Where demolition is associated with an altered portion of, or an extension to an existing building the demolition of any part of a building is "commencement of erection of building" under section 6.6 of the Act.

In such circumstance all conditions included at the following development stages of this consent must be satisfied prior to any demolition work:

| | |
|---------------------|---|
| | <ul style="list-style-type: none"> • Before issue of a construction certificate • Before building work commences <p>This includes, but is not limited to, the issue of a Construction Certificate, appointment of a Principal Certifier, and Notice of Commencement under the Act.</p> <p>Note:</p> <ul style="list-style-type: none"> • See <i>Over our Dead Body Society Inc v Byron Bay Community Association Inc</i> [2001] NSWLEC 125. <p>Condition Reason: To ensure appropriate conditions are complied with for development for the alteration and extension of an existing building.</p> |
| <p>B. 2.</p> | <p>Erosion and Sediment Controls – Installation</p> <p>Before any site work commences, water pollution, erosion and sedimentation controls must be installed and maintained in accordance with:</p> <ol style="list-style-type: none"> a) “Do it Right On Site, Soil and Water Management for the Construction Industry” and accompanying factsheets published by the Southern Sydney Regional Organisation of Councils, and b) “Managing Urban Stormwater - Soils and Construction” 2004 published by the NSW Government (The Blue Book). <p>Where there is any conflict The Blue Book takes precedence.</p> <p>Notes:</p> <ul style="list-style-type: none"> • The “Do it Right On Site, Soil and Water Management for the Construction Industry” publication and accompanying factsheets can be downloaded from www.woollahra.nsw.gov.au and The Blue Book is available at www.environment.nsw.gov.au • A failure to comply with this condition may result in penalty infringement notices, prosecution, notices and orders under the Act and/or the Protection of the Environment Operations Act 1997 without any further warning. It is a criminal offence to cause, permit or allow pollution. • Section 257 of the Protection of the Environment Operations Act 1997 provides inter alia that “the occupier of premises at or from which any pollution occurs is taken to have caused the pollution”. • Warning: Irrespective of this condition any person occupying the site may be subject to proceedings under the Protection of the Environment Operations Act 1997 where pollution is caused, permitted or allowed as the result of their occupation of the land being developed. <p>Condition Reason: To prevent potential water pollution and dust nuisance.</p> |
| <p>B. 3.</p> | <p>Establishment Tree Protection Measures within the Tree Protection Zones (TPZ)</p> <p>Prior to any site works, tree protection measures must be established around all trees to be retained in accordance with Section 4 of the Australian Standard Protection of Trees on Development Sites (AS 4970).</p> <p>The Tree Protection Zones must be calculated in accordance with Section 3 of the Australian Standard Protection of Trees on Development Sites (AS 4970).</p> |

A Construction Site Management Plan, which clearly details the tree protection measures, must be prepared before the issue of a construction certificate. The tree protection measures must comply with the following requirements;

a) Tree Protection Fencing:

| Council Ref No | Species | Tree Location | Fence Radius from Centre of Trunk (Metres)* |
|----------------|--|-------------------------------|---|
| 2 | <i>Magnolia grandiflora</i> 'Little Gem) x2 | Rear Yard – southern boundary | Canopy dripline |

Where this condition relates to street trees, and the fence cannot be placed at the specified radius, the fencing is to be positioned so that the entire verge (nature strip) area in front of the subject property, excluding existing driveways and footpaths, and bus stops is protected.

Where this condition relates to trees on private property, the radial distance of fencing must be positioned only within the subject property relating to the development consent.

b) Tree Protection Zones must be fenced with a 1.8 metre high chainmesh or weldmesh fence and secured to restrict access. The fence must be established prior to any materials being brought onto the site and before the commencement of works including demolition. The area within the fence must be mulched and the mulch layer maintained to a depth of 75mm. The soil within the TPZ area must be kept in a moist condition for the duration of the construction works. Unless approved by the site arborist there must be no access within the TPZ area.

c) Trunk protection must be installed around the trunks of the following trees:

| Council Ref No | Species |
|----------------|---------------------------------------|
| 3 | <i>Archontophoenix cunninghamiana</i> |
| 4 | <i>Archontophoenix cunninghamiana</i> |
| A | <i>Ficus microcarpa var. Hillii</i> |
| B | <i>Eucalyptus saligna</i> |
| C | <i>Lophostemon confertus</i> |
| D | <i>Lophostemon confertus</i> |

Trunk protection must consist of a padding material such as hessian or thick carpet underlay wrapped around the trunk. Hardwood planks (50mm x100mm or similar) must be placed over the padding and around the trunk of the tree at 150mm centres. The planks must be secured with 8 gauge wire at 300mm spacing. Trunk protection must extend a minimum height of 2 metres or to the maximum possible length permitted by the first branches.

d) Signs identifying the Tree Protection Zone area must be erected on each side of the protection fence indicating the existence of a TPZ area. Signage must be visible from within the development site.

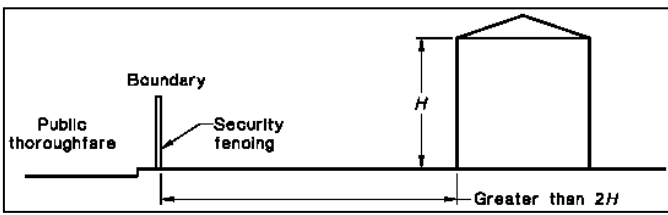
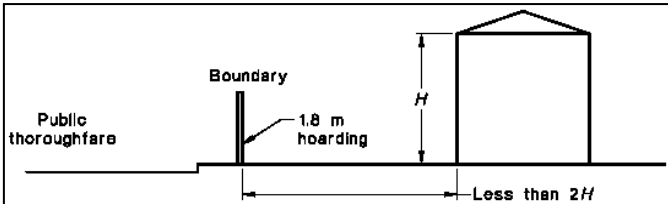
e) No excavation, construction activity, grade changes, storage of materials, stockpiling, siting of works sheds, preparation of mixes or cleaning of tools is permitted within Tree Protection Zones, unless specified in this consent.

| | |
|---------------------|---|
| | <p>f) Temporary access within the TPZ area for pedestrian and machinery movements must only be permitted with the approval of the site arborist or unless specified in this consent.</p> <p>g) The site supervisor must be made aware of all tree protection requirements associated with these conditions of consent by the project arborist. Any subsequent site personnel and contractors to the site must be made aware of all tree protection requirements by the site foreman.</p> <p>h) The project arborist must provide written certification of compliance to the Principal Certifier with the above conditions.</p> <p>Condition Reason: To ensure the protection of existing trees</p> |
| <p>B. 4.</p> | <p>Identification of Hazardous Material</p> <p>Prior to any site works, and in accordance with Australian Standard AS2601: The Demolition of Structures, all hazardous substances located on the site must be identified, including asbestos, polychlorinated biphenyls (PCBs), lead paint, underground storage tanks, chemicals, etc.</p> <p>In this regard, prior to any site works, Council must be provided with a written report prepared by a suitably qualified competent person detailing:</p> <ul style="list-style-type: none"> • all hazardous materials identified on the site, • the specific location of all hazardous materials identified, • whether the hazardous materials are to be removed from the site as part of the works to be undertaken, and • safety measures to be put in place. <p>Condition Reason: To protect the health and safety of all persons while works are being undertaken and to ensure all safety measures have been identified and are in place to protect all parties in the immediate vicinity of the site.</p> |
| <p>B. 5.</p> | <p>Public Road Assets Prior to Any Work/Demolition</p> <p>Prior to any site works, a full record of the condition of the public infrastructure on public land adjacent to the development site must be submitted to Council.</p> <p>The report must include photographs and/or CCTV footage showing the current condition and any existing damage fronting and adjoining the site to the:</p> <ul style="list-style-type: none"> • road pavement, • street signage including street lights, • kerb and gutter, • footway including pedestrian crossings, footpath, and driveways, • retaining walls, or other significant structures, • Heritage Items, including street name inlays, • utility service items including historical utility covers, and • drainage structures/pits/pipes (CCTV footage). <p>The reports are to be supplied in electronic format in Word and if applicable accompanied by CCTV footage. Photographs are to be in colour, digital and date stamped.</p> <p>If the required report is not submitted then Council will assume there was no damage to any infrastructure in the immediate vicinity of the site prior to the commencement of any site works under this consent.</p> |

| | |
|---------------------|---|
| | <p>Condition Reason: To clarify the condition of the existing public infrastructure prior to the commencement of any site works.</p> |
| <p>B. 6.</p> | <p>Skeletal Remains</p> <p>While site work is being carried out, if any skeletal remains suspected of being human are found, work must cease immediately and no further disturbance of the site must occur. The following must be notified:</p> <ol style="list-style-type: none"> a) NSW Police, and b) The person who is the authority for the protection of Aboriginal objects under the National Parks and Wildlife Act 1974, section 85. <p>Details of the remains and their precise location are to be provided.</p> <p>Site work may recommence at a time confirmed in writing by the NSW Police and the person who is the authority for the protection of Aboriginal objects under the National Parks and Wildlife Act 1974, section 85.</p> <p>Condition Reason: To ensure the appropriate management of skeletal remains.</p> |
| <p>B. 7.</p> | <p>Aboriginal Objects – Unexpected Findings</p> <p>While site work is being carried out, if unexpected Aboriginal objects or bones are found, you must:</p> <ol style="list-style-type: none"> a) Not further disturb or move these objects or bones. b) Immediately cease all work at the particular location. c) In the case of suspected human remains, notify NSW Police. d) Notify the Heritage NSW Environment Line on 131 555 and the La Perouse Land Council (LALC) on (02) 9311 4282 as soon as practicable and provide available details of the objects or remains and their location. e) Notify the person who is the authority for the protection of Aboriginal objects under the National Parks and Wildlife Act 1974, section 85. f) Not recommence any work at the particular location unless authorised in writing by the police (in the case of human remains) and the person who is the authority for the protection of Aboriginal objects under the National Parks and Wildlife Act 1974, section 85. Additional assessment and approval under the National Parks and Wildlife Act 1974 may be required prior to works continuing in the affected area(s) based on the nature of the discovery. <p>Notes:</p> <ul style="list-style-type: none"> • The Definition of Aboriginal object, as per the National Parks & Wildlife Act 1974, is any deposit, object or other material evidence (not being a handicraft made for sale) relating to the Aboriginal habitation of an area of New South Wales, being habitation before or concurrent with (or both) the occupation of that area by persons of non-Aboriginal extraction, and includes Aboriginal remains. <p>Condition Reason: To protect Aboriginal objects</p> |

| B. 8. | <p>Aboriginal Heritage Due Diligence Responsibilities</p> <p>While site work is being carried out, nothing in this approval allows to cause harm to an Aboriginal object as defined in the National Parks & Wildlife Act 1974. Under the National Parks & Wildlife Act 1974, it is an offence to harm Aboriginal 'objects' (consisting of any material evidence of the Aboriginal occupation of NSW) without a valid Aboriginal Heritage Impact Permit under Section 90 of the Act. This applies whether the harm occurs either knowingly [s86(1)] or unknowingly [s86(2)].</p> <p>It is a defence to the strict liability offence of harm to an Aboriginal object under s86(2) if a process of Due Diligence was followed which reasonably determined that the proposed activity would not harm an Aboriginal object.</p> <p>Condition Reason: To protect Aboriginal heritage.</p> | | | | | | | | | | | | | | | | | | | | | | | | | | | | | | | | | | |
|---|---|---------|------------------|-------------|--------|---------|------------------|---|--|--|--|--|--------------|----|------|---|-------------|----|------|---|--|--|--|---------------------------------------|----------|----|-----|-------------------------------------|----------|----|-----|--------------------------------|--------------------|--|--|
| B. 9. | <p>Payment of Security and Fees</p> <p>Prior to any site works, the following security and fees must be paid in full:</p> <table border="1" style="width: 100%; border-collapse: collapse;"> <thead> <tr> <th style="text-align: left;">Description</th> <th style="text-align: left;">Amount</th> <th style="text-align: left;">Indexed</th> <th style="text-align: left;">Council Fee Code</th> </tr> </thead> <tbody> <tr> <td colspan="4">SECURITY under section 4.17(6) of the <i>Environmental Planning and Assessment Act 1979</i></td> </tr> <tr> <td>Tree Damage Security Deposit – making good any damage caused to any public tree</td> <td style="text-align: right;">\$ 20,000.00</td> <td>No</td> <td>T114</td> </tr> <tr> <td>Property Damage Security Deposit -making good any damage caused to any property of the Council</td> <td style="text-align: right;">\$44,545.00</td> <td>No</td> <td>T115</td> </tr> <tr> <td colspan="4">INSPECTION FEES under section 608 of the <i>Local Government Act 1993</i></td> </tr> <tr> <td>Public Tree Management Inspection Fee</td> <td style="text-align: right;">\$231.30</td> <td>No</td> <td>T95</td> </tr> <tr> <td>Security Deposit Administration Fee</td> <td style="text-align: right;">\$235.00</td> <td>No</td> <td>T16</td> </tr> <tr> <td>TOTAL SECURITY AND FEES</td> <td style="text-align: right;">\$65,011.30</td> <td></td> <td></td> </tr> </tbody> </table> <p>How must the payments be made? Payments must be made by:</p> <ul style="list-style-type: none"> • cash deposit with Council, • credit card payment with Council, or • bank cheque made payable to Woollahra Municipal Council. <p>The payment of a security may be made by a bank guarantee where:</p> <ul style="list-style-type: none"> • the guarantee is by an Australian bank for the amount of the total outstanding contribution, • the bank unconditionally agrees to pay the guaranteed sum to the Council on written request by Council on completion of the development or no earlier than 12 months from the provision of the guarantee whichever occurs first [NOTE: a time limited bank guarantee or a bank guarantee with an expiry date is not acceptable], | | | Description | Amount | Indexed | Council Fee Code | SECURITY under section 4.17(6) of the <i>Environmental Planning and Assessment Act 1979</i> | | | | Tree Damage Security Deposit – making good any damage caused to any public tree | \$ 20,000.00 | No | T114 | Property Damage Security Deposit -making good any damage caused to any property of the Council | \$44,545.00 | No | T115 | INSPECTION FEES under section 608 of the <i>Local Government Act 1993</i> | | | | Public Tree Management Inspection Fee | \$231.30 | No | T95 | Security Deposit Administration Fee | \$235.00 | No | T16 | TOTAL SECURITY AND FEES | \$65,011.30 | | |
| Description | Amount | Indexed | Council Fee Code | | | | | | | | | | | | | | | | | | | | | | | | | | | | | | | | |
| SECURITY under section 4.17(6) of the <i>Environmental Planning and Assessment Act 1979</i> | | | | | | | | | | | | | | | | | | | | | | | | | | | | | | | | | | | |
| Tree Damage Security Deposit – making good any damage caused to any public tree | \$ 20,000.00 | No | T114 | | | | | | | | | | | | | | | | | | | | | | | | | | | | | | | | |
| Property Damage Security Deposit -making good any damage caused to any property of the Council | \$44,545.00 | No | T115 | | | | | | | | | | | | | | | | | | | | | | | | | | | | | | | | |
| INSPECTION FEES under section 608 of the <i>Local Government Act 1993</i> | | | | | | | | | | | | | | | | | | | | | | | | | | | | | | | | | | | |
| Public Tree Management Inspection Fee | \$231.30 | No | T95 | | | | | | | | | | | | | | | | | | | | | | | | | | | | | | | | |
| Security Deposit Administration Fee | \$235.00 | No | T16 | | | | | | | | | | | | | | | | | | | | | | | | | | | | | | | | |
| TOTAL SECURITY AND FEES | \$65,011.30 | | | | | | | | | | | | | | | | | | | | | | | | | | | | | | | | | | |

| | |
|----------------------|--|
| | <ul style="list-style-type: none"> • the bank agrees to pay the guaranteed sum without reference to the Applicant or landowner or other person who provided the guarantee and without regard to any dispute, controversy, issue or other matter relating to the development consent or the carrying out of development in accordance with the development consent, • the bank guarantee is lodged with the Council prior to any site works being undertaken, and • the bank's obligations are discharged when payment to the Council is made in accordance with the guarantee or when Council notifies the bank in writing that the guarantee is no longer required. <p>Notes:</p> <ul style="list-style-type: none"> • An application must be made to Council by the person who paid the security for release of the securities held under section 4.17 of the Act. • The securities will not be released until the Occupation Certificate has been lodged with Council, Council has inspected the site and Council is satisfied that the public works have been carried out to Council's requirements. Council may use part or all of the security to complete the works to its satisfaction if the works do not meet Council's requirements. • Council will only release the security upon being satisfied that all damage or all works, the purpose for which the security has been held have been remedied or completed to Council's satisfaction as the case may be. • Council may retain a portion of the security to remedy any defects in any such public work that arise within 6 months after the work is completed. • Upon completion of each section of road, drainage and landscape work to Council's satisfaction, 90% of the bond monies held by Council for these works will be released upon application. 10% may be retained by Council for a further 6 month period and may be used by Council to repair or rectify any defects or temporary works during the 6 month period. • The Refund of Security Bond Application form can be downloaded from www.woollahra.nsw.gov.au |
| | <p>Condition Reason: To ensure any relevant security and fees are paid.</p> |
| <p>B. 10.</p> | <p>Adjoining Buildings Founded on Loose Foundation Materials</p> <p>Before any site work commences, a professional engineer must determine the possibility of any adjoining buildings founded on loose foundation materials being affected by piling, piers or excavation. The professional engineer (geotechnical consultant) must assess the requirements for underpinning any adjoining or adjacent buildings founded on such soil on a case by case basis, and any reasonable direction of the professional engineer must be complied with.</p> <p>Notes:</p> <ul style="list-style-type: none"> • A failure to adequately assess and seek professional engineering (geotechnical) advice to ensure that appropriate underpinning and support to adjoining land is maintained prior to commencement may result in damage to adjoining land and buildings. • The person with the benefit of this consent is likely to be held responsible for any damages arising from the removal of any support to supported land as defined by section 177 of the Conveyancing Act 1919. <p>Condition Reason: To ensure professional engineering advice is obtained to confirm that appropriate underpinning and support to adjoining land is maintained.</p> |

| | |
|----------------------|--|
| <p>B. 11.</p> | <p>Works (Construction) Zone – Approval and Implementation</p> <p>If the Construction Management Plan relies upon a Works Zone, before any site work commences, a Works Zone application must be made.</p> <p>If the works zone is approved, all fees for the Works Zone must be paid before it can be installed.</p> <p>All Works Zone signs must have been erected by Council to permit enforcement of the Works Zone by Council’s Rangers and NSW Police before commencement of any site work. Signs are not erected until full payment of Works Zone fees is made.</p> <p>Notes:</p> <ul style="list-style-type: none"> • A minimum of four to six weeks must be allowed (for routine applications) from the date of making an application to the Traffic Committee (Woollahra Local Traffic Committee) constituted under clause 20 of the Transport Administration (General) Regulation 2018 to exercise those functions delegated by Transport for New South Wales under section 31(3) of the Transport Administration Act 1988. • The enforcement of the Works Zone is at the discretion of Council’s Rangers and the NSW Police Service. Any breach of the Works Zone must be reported to either Council or the NSW Police Service. <p>Condition Reason: To facilitate the efficient operation of construction projects and to minimise traffic disruption.</p> |
| <p>B. 12.</p> | <p>Security Fencing, Hoarding (including ‘Creative Hoardings’) and Overhead Protection</p> <p>Before any site work commences, security fencing must be provided around the perimeter of the development site, including any additional precautionary measures taken to prevent unauthorised entry to the site at all times during the demolition, excavation and construction period. Security fencing must be the equivalent 1.8m high chain wire as specified in AS 1725.</p>  <p>Type A Hoarding</p> <p>Where the development site adjoins a public thoroughfare, the common boundary between them must be fenced for its full length with a hoarding, unless the least horizontal distance between the common boundary and the nearest parts of the structure is greater than twice the height of the structure. The hoarding must be constructed of solid materials (chain wire or the like is not acceptable) to a height of not less than 1.8m adjacent to the thoroughfare.</p>  |

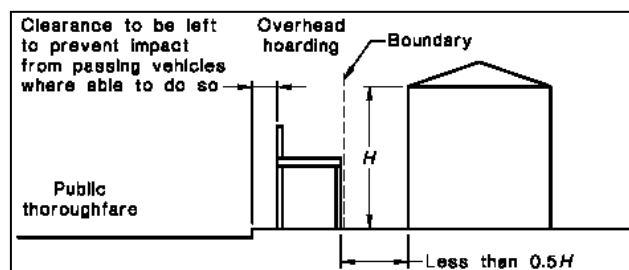
Type B Hoarding

Where a development site adjoins a public thoroughfare with a footpath alongside the common boundary then, in addition to the hoarding required above, the footpath must be covered by an overhead protective structure and the facing facade protected by heavy-duty scaffolding, unless either:

- the vertical height above footpath level of the structure being demolished is less than 4.0m; or
- the least horizontal distance between footpath and the nearest part of the structure is greater than half the height of the structure.

The overhead structure must consist of a horizontal platform of solid construction and vertical supports, and the platform must:

- extend from the common boundary to 200mm from the edge of the carriageway for the full length of the boundary,
- have a clear height above the footpath of not less than 2.1m,
- terminate 200mm from the edge of the carriageway (clearance to be left to prevent impact from passing vehicles) with a continuous solid upstand projecting not less than 0.5m above the platform surface, and
- together with its supports, be designed for a uniformly distributed live load of not less than 7 kPa.



The overhead protective structures must be installed and maintained in accordance with the NSW “Code of Practice - Overhead Protective Structures 1995”. This is code available at www.safework.nsw.gov.au/__data/assets/pdf_file/0008/52883/Overhead-protective-structures-Code-of-practice.pdf

All Hoardings

Security fencing, hoarding and overhead protective structure must not obstruct access to utilities services including but not limited to man holes, pits, stop valves, fire hydrants or the like.

Hoardings on Public Land including ‘Creative Hoardings’

All fees associated with the application and occupation and use of the road (footway) for required hoarding or overhead protection must be paid in full.

A creative hoarding (i.e. an approved artwork or historic image affixed to the hoarding) is required if the hoarding meets the criteria in Council’s Creative Hoardings Policy (adopted March 2020). The cost of printing and affixing the creative hoarding is the responsibility of the person with the benefit of this consent. The Creative Hoardings Policy can be downloaded from Council’s website www.woollahra.nsw.gov.au

Notes:

- A minimum of two (2) weeks from the date of making a hoarding application to determination must be allowed. Any approval for a hoarding or overhead protection under the Roads Act 1993 will be subject to its own conditions and fees.

| | |
|----------------------|---|
| | <ul style="list-style-type: none"> • Council seeks to increase public art in the public domain by requiring artwork or historic images on hoardings located on public land. Under the Creative Hoardings Policy an application for a hoarding proposed on public land will require an approved artwork or historic image affixed to the hoarding if the hoarding meets the criteria in section 3 of the Policy: <ul style="list-style-type: none"> A. Hoardings proposed on land zoned E1 Local Centre, or MU1 Mixed Use, or SP2 Infrastructure under Woollahra Local Environmental Plan 2014 AND erected for 8 weeks or more OR B. Hoardings proposed on land located along a State classified road (regardless of the zone) AND erected for 8 weeks or more OR C. Hoardings proposed in any other location than that referred to in A. and B. above AND erected for 12 weeks or more, except where: <ul style="list-style-type: none"> 1. the capital investment value of the work to which the hoarding relates is less than \$1 million, or 2. the land is zoned R2 Low Density Residential, or 3. the land is zoned R3 Medium Density Residential and the hoarding is located in a lane or street that does not have through traffic (e.g. a cul-de-sac or no through road). • Artwork and historic images for the hoardings are assessed and approved in accordance with the Creative Hoardings Policy. Details of the artwork or images proposed to be affixed to the hoardings must be submitted with Council's form "Application for a permit to use a footpath for the erection of a hoarding/scaffolding". The Creative Hoardings Policy can be downloaded from www.woollahra.nsw.gov.au |
| | <p>Condition Reason: To ensure public safety.</p> |
| <p>B. 13.</p> | <p>Site Signs</p> <p>Before any site work commences, the sign/s required by clauses 70 of the Regulation and 75 of the Development Certification and Fire Safety Regulation must be erected and maintained at all times.</p> <p>Clause 70 of the Regulation provides:</p> <p>Erection of signs</p> <ul style="list-style-type: none"> • For the purposes of section 4.17(11) of the Act, the requirements of subclauses (2) and (3) are prescribed as conditions of a development consent for development that involves any building work, subdivision work or demolition work. • A sign must be erected in a prominent position on any site on which building work, subdivision work or demolition work is being carried out: <ul style="list-style-type: none"> a) showing the name, address and telephone number of the principal certifier for the work, and b) showing the name of the principal contractor (if any) for any building work and a telephone number on which that person may be contacted outside working hours, and c) stating that unauthorised entry to the work site is prohibited. • Any such sign is to be maintained while the building work, subdivision work or demolition work is being carried out, but must be removed when the work has been completed. • This clause does not apply in relation to building work, subdivision work or demolition work that is carried out inside an existing building that does not affect the external walls of the building. • This clause does not apply in relation to Crown building work that is certified, in accordance with section 6.28 of the Act, to comply with the Building Code of Australia. |

| | |
|----------------------|--|
| | <p>Clause 75 of the Development Certification and Fire Safety Regulation provides:</p> <p>Signs on development sites</p> <p>If there is a person who is the Principal Certifier or the Principal Contractor for any building work, subdivision work or demolition work authorised to be carried out on a site by a development consent or complying development certificate:</p> <ul style="list-style-type: none"> • Each such person MUST ensure that a rigid and durable sign showing the person’s identifying particulars so that they can be read easily by anyone in any public road or other public place adjacent to the site is erected in a prominent position on the site before the commencement of work, and is maintained on the site at all times while this clause applies until the work has been carried out. <p>Notes:</p> <ul style="list-style-type: none"> • Clause 75 of the Development Certification and Fire Safety Regulations imposes a maximum penalty of 55 penalty units if these requirements are not complied with. • If Council is appointed as the Principal Certifier it will provide the sign to the Principal Contractor or Owner-builder who must ensure that the sign is erected and maintained as required by clause 70 of the Regulation and clause 75 of the Development Certification and Fire Safety Regulation. <p>Condition Reason: To ensure that contact details for the principal certifier and principal contractor are provided on a sign at the development site.</p> |
| <p>B. 14.</p> | <p>Toilet Facilities</p> <p>Before any site work commences, toilet facilities are to be provided, at or in the vicinity of the work site on which work involved in the erection or demolition of a building is being carried out, at the rate of one toilet for every 20 persons or part of 20 persons employed at the site.</p> <p>Each toilet provided:</p> <ol style="list-style-type: none"> a) must be a standard flushing toilet, and b) must be connected to a public sewer, or c) if connection to a public sewer is not practicable, to an accredited sewage management facility approved by the Council, or d) if connection to a public sewer or an accredited sewage management facility is not practicable, to some other sewage management facility approved by the Council. <p>The provision of toilet facilities in accordance with this condition must be completed before any other work is commenced.</p> <p>Notes:</p> <ul style="list-style-type: none"> • In this condition ‘sewage management facility’ and ‘public sewer’ are as defined by clause 25 of the Local Government (Approvals) Regulation 1999. • This condition does not set aside the requirement to comply with SafeWork NSW requirements. <p>Condition Reason: To ensure toilet facilities are provided for workers at the work site.</p> |
| <p>B. 15.</p> | <p>Establishment of Boundary Location, Building Location and Datum</p> <p>Before any site work commences, a surveyor registered under the Surveying and Spatial Information Act 2002 must:</p> |

| | |
|----------------------|---|
| | <p>a) set out the boundaries of the site by permanent marks (including permanent recovery points),</p> <p>b) set out the location and level of foundation excavations, footings, walls and slabs by permanent marks, pegs or profiles relative to the boundaries of the land and relative to Australian Height Datum (AHD) in compliance with the approved plans,</p> <p>c) establish a permanent datum point (bench mark) within the boundaries of the site relative to AHD, and</p> <p>d) provide a copy of a survey report, prepared by the registered surveyor, detailing the title boundaries, pegs/profiles, recovery points and bench mark locations as established under this condition to the Principal Certifier.</p> <p>Notes:</p> <ul style="list-style-type: none"> • Where there is any discrepancy between the approved development consent and the Construction Certificate, especially in relation to the height, location or external configuration of the building (but not limited to these issues) the site works must not proceed until the variations as shown are consistent with the consent. Failure to do so may result in a breach of development consent. • On larger developments, or where boundary redefinition is required, the placement of new State Survey Marks as permanent marks must be considered by the registered surveyor. <p>Condition Reason: To ensure that the boundary locations, building location, and a datum point is established by a surveyor.</p> |
| <p>B. 16.</p> | <p>Compliance with Australian Standard for Demolition</p> <p>While site work is being carried out, the demolition of buildings and structures must comply with Australian Standard AS 2601—2001: The Demolition of Structures.</p> <p>Condition Reason To control the risks of demolition work.</p> |
| <p>B. 17.</p> | <p>Construction Management Plan Arborist Review</p> <p>Prior to any site works, the Construction Management Plan must be reviewed and certified by the Project Arborist confirming that appropriate tree protection measures are implemented. The Construction Management Plan must be prepared in accordance with all tree protection measures specified within this consent.</p> <p>The plan must address:</p> <ol style="list-style-type: none"> Drawings and method statement showing details and the location of hoarding and scaffold and any pruning required to accommodate the hoarding and scaffolding; The movement and positioning of heavy machinery, lifting cranes, pier drilling gantry etc.; Site construction access, temporary crossings and movement corridors on the site defined; Contractors car parking; Phasing of construction works; The space needed for all foundation excavations and construction works; All changes in ground level; Space for site sheds and other temporary structures such as toilets; Space for sorting and storing materials (short or long term), spoil and fuel and the mixing of cement and concrete; and |

| | <p>j) The effects of slope on the movement of potentially harmful liquid spillages towards or into tree protection areas.</p> <p>Condition Reason To ensure the Construction Management Plan incorporates measures for the protection of existing trees. Standard Condition B.28 (Autotext 28B)</p> | | | | |
|---|---|---|---|-------------------------|--|
| <p>B. 18.</p> | <p>Arborists Documentation and Compliance Checklist</p> <p>Prior to any site works, the project arborist must provide written certification that all tree protection measures and construction techniques relevant to this consent are implemented. Documentation for each site visit must include:</p> <ul style="list-style-type: none"> • A record of the condition of trees to be retained prior to and throughout development. • Recommended actions to improve site conditions and rectification of non-compliance. • Recommendations for future works which may impact the trees. <p>All compliance certification documents must be kept on site.</p> <p>As a minimum the following intervals of site inspections must be made:</p> <table border="1" data-bbox="355 954 1369 1366"> <thead> <tr> <th data-bbox="355 954 587 1077">Stage of arboricultural inspection and supervision</th> <th data-bbox="587 954 1369 1077">Compliance documentation and photos must include</th> </tr> </thead> <tbody> <tr> <td data-bbox="355 1077 587 1366">Prior to any site works</td> <td data-bbox="587 1077 1369 1366"> <ul style="list-style-type: none"> • Project Arborist to hold pre construction site meeting with the principal contractor to discuss methods and importance of tree protection measures and resolve any issues in relation to feasibility of tree protection requirements that may arise. Project Arborist to mark all trees approved for removal under DA consent. • The project arborist must install or supervise the installation of tree protection fencing, trunk protection, ground protection and traffic height control beam. </td> </tr> </tbody> </table> <p>Inspections and compliance documentation must be made by an arborist with AQF Level 5 qualifications.</p> <p>Additional site visits must be made when required by the site arborist and/or site foreman for ongoing monitoring/supervisory work.</p> <p>Condition Reason To ensure that written certification that all tree protection measures and construction techniques relevant to this consent have been implemented.</p> | Stage of arboricultural inspection and supervision | Compliance documentation and photos must include | Prior to any site works | <ul style="list-style-type: none"> • Project Arborist to hold pre construction site meeting with the principal contractor to discuss methods and importance of tree protection measures and resolve any issues in relation to feasibility of tree protection requirements that may arise. Project Arborist to mark all trees approved for removal under DA consent. • The project arborist must install or supervise the installation of tree protection fencing, trunk protection, ground protection and traffic height control beam. |
| Stage of arboricultural inspection and supervision | Compliance documentation and photos must include | | | | |
| Prior to any site works | <ul style="list-style-type: none"> • Project Arborist to hold pre construction site meeting with the principal contractor to discuss methods and importance of tree protection measures and resolve any issues in relation to feasibility of tree protection requirements that may arise. Project Arborist to mark all trees approved for removal under DA consent. • The project arborist must install or supervise the installation of tree protection fencing, trunk protection, ground protection and traffic height control beam. | | | | |
| <p>B. 19.</p> | <p>Permissible work within Tree Protection Zones</p> <p>Prior to any site works, the following works are permissible within the Tree Protection Zone:</p> | | | | |

| Council Ref No | Species | Radius from Centre of Trunk (Metres) | Approved works |
|----------------|---|--------------------------------------|---|
| 2 | <i>Magnolia grandiflora</i> 'Little Gem) x2 | 3m (each) | Construction of new building addition and landscape upgrade works |
| 3 | <i>Archontophoenix cunninghamiana</i> | 2m | Landscape upgrade works |
| 4 | <i>Archontophoenix cunninghamiana</i> | 2m | Landscape upgrade works |
| A | <i>Ficus microcarpa</i> var. <i>Hillii</i> | 15m | Construction of new building addition and landscape upgrade works |
| B | <i>Eucalyptus saligna</i> | 9.6m | Landscape upgrade works |
| C | <i>Lophostemon confertus</i> | 4.2m | Landscape upgrade works |
| D | <i>Lophostemon confertus</i> | 4.2m | Landscape upgrade works |

The project arborist must provide written certification of compliance to the Principal Certifier with the above condition.

Condition Reason To establish the works which are permissible within the Tree Protection Zones.

C. ON COMPLETION OF REMEDIATION WORK

Nil.

D. BEFORE ISSUE OF A CONSTRUCTION CERTIFICATE

| | |
|---------------------|--|
| <p>D. 1.</p> | <p>Modification of Details of the Development (section 4.17(1)(g) of the Act</p> <p>Before the issue of any construction certificate, the approved plans and the construction certificate plans and specification, required to be submitted to the Principal Certifier under clause 7 of the Development Certification and Fire Safety Regulations, must detail the following amendments:</p> <p>a) Window Treatments</p> <p>Windows DW 2.09 and DW 2.10 to the first floor ensuite must incorporate one of the following:</p> <ul style="list-style-type: none"> - fixed translucent glazing to a minimum height of 1.5m above the finished floor level (i.e. RL61.460); or - Window sill heights of at least 1.5m above the finished floor level (i.e. RL61.460). <p>Condition Reason: To ensure adequate visual privacy for occupants and neighbours</p> <p>Notes:</p> <ul style="list-style-type: none"> • Clause 20 of the Development Certification and Fire Safety Regulations prohibits the issue of any construction certificate subject to this condition unless the Principal Certifier is satisfied that the condition has been complied with. • Clause 19 of the Development Certification and Fire Safety Regulations prohibits the issue of any construction certificate that is inconsistent with this consent. |
|---------------------|--|

| | <p>Condition Reason: To require design changes and/or further information to be provided to address specific issues identified during the assessment under section 4.15 of the Act.</p> | | | | | | | | | | | | |
|--|--|-------------|------------------|---------|------------------|--|--|--|--|--|--|----|--|
| D. 2. | <p>Payment of Long Service Levy</p> <p>Before the issue of any construction certificate, the original receipt(s) for the payment of the following levy must be provided to the Principal Certifier:</p> <table border="1"> <thead> <tr> <th>Description</th> <th>Amount</th> <th>Indexed</th> <th>Council Fee Code</th> </tr> </thead> <tbody> <tr> <td colspan="4">LONG SERVICE LEVY under <i>Building and Construction Industry Long Service Payments Act 1986</i></td> </tr> <tr> <td> Long Service Levy www.longservice.nsw.gov.au/bci/levy/other-information/levy-calculator </td> <td>Contact LSL Corporation or use online calculator</td> <td>No</td> <td></td> </tr> </tbody> </table> <p>Building and Construction Industry Long Service Payment The long service levy under section 34 of the Building and Construction Industry Long Service Payment Act 1986, must be paid and proof of payment provided to the Principal Certifier prior to the issue of any construction certificate. The levy can be paid directly to the Long Service Corporation or to Council. Further information can be obtained from the Long Service Corporation website www.longservice.nsw.gov.au or the Long Service Corporation on 131 441.</p> <p>How must the payments be made? Payments must be made by:</p> <ul style="list-style-type: none"> • cash deposit with Council, • credit card payment with Council, or • bank cheque made payable to Woollahra Municipal Council. <p>Condition Reason: To ensure any relevant levy is paid.</p> | Description | Amount | Indexed | Council Fee Code | LONG SERVICE LEVY under <i>Building and Construction Industry Long Service Payments Act 1986</i> | | | | Long Service Levy www.longservice.nsw.gov.au/bci/levy/other-information/levy-calculator | Contact LSL Corporation or use online calculator | No | |
| Description | Amount | Indexed | Council Fee Code | | | | | | | | | | |
| LONG SERVICE LEVY under <i>Building and Construction Industry Long Service Payments Act 1986</i> | | | | | | | | | | | | | |
| Long Service Levy www.longservice.nsw.gov.au/bci/levy/other-information/levy-calculator | Contact LSL Corporation or use online calculator | No | | | | | | | | | | | |
| D. 3. | <p>BASIX Commitments</p> <p>Before the issue of any construction certificate, BASIX Certificate No. A1745315 must be submitted to the Principal Certifier with any application for a construction certificate.</p> <p>All commitments in the BASIX Certificate must be shown on the construction certificate plans and specifications prior to the issue of any construction certificate.</p> <p>Notes:</p> <ul style="list-style-type: none"> • Where there is any proposed change in the BASIX commitments the Applicant must submit a new BASIX Certificate to the Principal Certifier and Council. If any proposed change in the BASIX commitments are inconsistent with development consent (see: clauses 19 and 20 of the Development Certification and Fire Safety Regulation) the Applicant will be required to submit an amended development application to Council under section 4.55 of the Act. • Clause 19(1)(a) of the Development Certification and Fire Safety Regulation 2021 provides: a certifier must not issue a construction certificate for building work unless: the relevant building work plans and specifications include the matters required by a relevant BASIX certificate, if any. | | | | | | | | | | | | |

| | |
|---------------------|---|
| | <p>Condition Reason: To ensure all commitments in the BASIX Certificate are incorporated into the development.</p> |
| <p>D. 4.</p> | <p>Erosion and Sediment Control Plan – Submission and Approval</p> <p>Before the issue of any construction certificate, an erosion and sediment control plan, prepared by a suitably qualified person in accordance with the following documents, must be submitted to the Principal Certifier. The erosion and sediment control plan must comply with:</p> <p>a) “Do it Right On Site, Soil and Water Management for the Construction Industry” and the accompanying factsheets published by the Southern Sydney Regional Organisation of Councils; and b) “Managing Urban Stormwater - Soils and Construction” 2004 published by the NSW Government (The Blue Book).</p> <p>Where there is any conflict The Blue Book takes precedence.</p> <p>The Principal Certifier must be satisfied that the erosion and sediment control plan complies with the publications above prior to issuing any construction certificate.</p> <p>Notes:</p> <ul style="list-style-type: none"> • The International Erosion Control Association – Australasia www.austieca.com.au lists consultant experts who can assist in ensuring compliance with this condition. Where erosion and sedimentation plans are required for larger projects it is recommended that expert consultants produce these plans. • The “Do it Right On Site, Soil and Water Management for the Construction Industry” publication and accompanying factsheets can be downloaded from www.woollahra.nsw.gov.au, and The Blue Book is available at www.environment.nsw.gov.au • Under clause 73(2)(a)(v) of the Development Certification and Fire Safety Regulation an Accredited Certifier may be satisfied as to this matter. <p>Condition Reason: To prevent potential water pollution and dust nuisance.</p> |
| <p>D. 5.</p> | <p>Payment of S7.12 Contributions Levy</p> <p>A payment of a levy authorised by section 7.12 of the Environmental Planning and Assessment Act 1979 must be paid prior to the issue of any Construction Certificate or Subdivision Works Certificate. The Principal Certifier is to be provided with the original receipt for payment under the Woollahra Section 7.12 Development Contributions Plan 2022.</p> <p>A cost estimate report, no more than 3 months old, demonstrating the proposed cost of carrying out the development must be completed and submitted to Council for determination of the costs of work. This report must incorporate all approved modification applications. The costs and expenses of the proposed cost of development must be established in accordance with clause 208 of the Environmental Planning and Assessment Regulation 2021.</p> <p>The cost estimate report must be in the form of:</p> <ul style="list-style-type: none"> • A cost summary report, prepared by the applicant or a suitably qualified person for a development up to \$749,999; or • A quantity surveyor’s report, for development over \$750,000. <p>The applicable levy rate is to be calculated using the summary schedule below.</p> |

| Summary Schedule | |
|---|------------------|
| Development Cost | Levy Rate |
| <ul style="list-style-type: none">Up to and including \$100,000 | Nil |
| <ul style="list-style-type: none">More than \$100,000 and up to and including \$200,000 | 0.5% of the cost |
| <ul style="list-style-type: none">More than \$200,000 | 1% of the cost |

How must the payments be made?

Payments must be made by:

- Cash deposit with Council,
- Credit card payment with Council, or
- Bank cheque made payable to Woollahra Municipal Council.

Deferred or periodic payment of section 7.12 levy

Where the Applicant makes a written request supported by reasons for payment of the section 7.12 levy other than as required by clause 2.9, the Council may accept deferred or periodic payment. The decision to accept a deferred or periodic payment is at the sole discretion of the Council, which will consider:

- the reasons given,
- whether any prejudice will be caused to the community deriving benefit from the public facilities,
- whether any prejudice will be caused to the efficacy and operation of the Plan, and
- whether the provision of public facilities in accordance with the adopted works schedule will be adversely affected.

Council may, as a condition of accepting deferred or periodic payment, require the provision of a bank guarantee where:

- the guarantee is by an Australian bank for the amount of the total outstanding contribution,
- the bank unconditionally and irrevocably agrees to pay the guaranteed sum to the Council on written request by Council prior to the issue of an occupation certificate,
- a time limited bank guarantee or a bank guarantee with an expiry date is not acceptable,
- the bank agrees to pay the guaranteed sum without recourse to the applicant or landowner or other person who provided the guarantee and without regard to any dispute, controversy, issue or other matter relating to the development consent or the carrying out of development in accordance with the development consent, and
- the bank's obligations are discharged when payment to the Council is made in accordance with the guarantee or when Council notifies the bank in writing that the guarantee is no longer required.

Any deferred or periodic payment of the section 7.12 levy will be adjusted in accordance with clause 2.12 of the Plan. The Applicant will be required to pay any charges associated with establishing or operating the bank guarantee. Council will not cancel the bank guarantee until the outstanding contribution as indexed and any accrued charges are paid.

Do you need HELP indexing the levy?

Please contact Council's Customer Service Team on 02 9391 7000. Failure to correctly calculate the adjusted development levy will delay the issue of any certificate issued under section 6.4 of the Act and could void any such certificate (e.g. construction certificate, subdivision certificate, or occupation certificate).

| | |
|---------------------|---|
| | <p>Condition Reason: To ensure any relevant contributions are paid.</p> |
| <p>D. 6.</p> | <p>Tree Protection Plan and Specification</p> <p>Before the issue of any construction certificate, the Principal Certifier must ensure the measures for tree protection detailed in this consent are in place. The construction certificate plans and specifications must show the following information:</p> <p>a) Trees to be numbered and coloured in accordance with these conditions:</p> <ul style="list-style-type: none"> • shaded green where required to be retained and protected • shaded red where authorised to be removed • shaded yellow where required to be transplanted • shaded blue where required to be pruned <p>b) Tree Protection Plan and Specification prepared by an arborist with a minimum qualification of AQF 5 including the following:</p> <ul style="list-style-type: none"> • Tree Location Plan (to scale) based on/overlaid with the approved plans, indicating trees to be retained, removed or transplanted, and the location of tree protection zones (TPZ) and structural root zones (SRZ) of trees to be retained and protected. • The plan must also include site specific tree protection recommendations such as fencing, ground and trunk protection and other protection devices. • Tree Protection Specification (written document) with tree protection requirements included from this consent and in accordance with sections 4 & 5 of AS4970, providing guidance for the implementation of tree protection methods. • To minimise construction damage, the plan must show specific areas requiring works to be done under direct supervision of the project arborist. <p>c) References to applicable tree management plan, arborists report or transplant method statement.</p> <p>This plan must be kept on site until the issue of the occupation certificate for the whole building.</p> <p>Condition Reason: To ensure the construction certificate includes the approved tree management details, and all measures are implemented. Standard Condition D.30 (Autotext 30D)</p> |
| <p>D. 7.</p> | <p>Structural Adequacy of Existing Supporting Structures</p> <p>Before the issue of any construction certificate, a certificate from a professional structural engineer, certifying the adequacy of the existing supporting structure to support the additional loads proposed to be imposed by the development, must be provided to the Principal Certifier and submitted with the construction certificate application.</p> <p>Condition Reason: To ensure that the existing structure is able to support the additional loads proposed.</p> |

| | |
|----------------------|---|
| <p>D. 8.</p> | <p>Professional Engineering Details</p> <p>Before the issue of any construction certificate, the construction certificate plans and specifications, required under clause 7 of the Development Certification and Fire Safety Regulation, must include detailed professional engineering plans and/or specifications for all structural, electrical, hydraulic, hydrogeological, geotechnical, mechanical and civil work complying with this consent, approved plans, and supporting documentation.</p> <p>Detailed professional engineering plans and/or specifications must be submitted to the Principal Certifier with the application for any construction certificate.</p> <p>Notes:</p> <ul style="list-style-type: none"> This does not affect the right of the developer to seek staged construction certificates. <p>Condition Reason: To ensure professional engineering details and technical specifications are provided.</p> |
| <p>D. 9.</p> | <p>Engineer Certification</p> <p>Before the issue of any construction certificate, engineer certification must be submitted to the Principal Certifier confirming that the structural design does not incorporate any temporary or permanent underpinning works or ground anchors, bolts, etc. which encroach outside the boundaries of the subject property.</p> <p>This development consent does NOT give approval to any works outside the boundaries of the subject property including any underpinning works to any structures on adjoining properties and Council's property.</p> <p>Condition Reason: To ensure certification is provided that demonstrates all structural works are located within the boundaries of the site and do not include underpinning works to any structures on adjoining properties.</p> |
| <p>D. 10.</p> | <p>Stormwater Discharge to Existing Stormwater Drainage System</p> <p>Before the issue of any construction certificate, the applicant must submit, for approval by the Principal Certifier, detailed stormwater management plans prepared by a chartered professional civil engineer, which include the following:</p> <ol style="list-style-type: none"> The stormwater management plans must specify any components of the existing drainage system to be retained and certified to be in good condition and of adequate capacity to convey additional runoff and be replaced or upgraded if required. Detail the location of the existing stormwater drainage system including all pipes, inspection openings, surface drains, pits and their discharge location as well as any new stormwater drainage system. Detail any remedial works required to upgrade the existing stormwater drainage system. Internal stormwater drainage pipes and pits are to be designed for rainfall intensities up to and including the 1% AEP event if an unimpeded overland flow path to the street drainage system is not available. Design details and calculations must be included in the stormwater management plans. |

- e) The discharge of stormwater from the site to the street kerb located within the frontage of the site. Only one stormwater outlet with a maximum discharge rate of 20 l/s in the 1% AEP storm event will be permitted. Full supporting calculations must be included in the stormwater management plans. The stormwater outlet pipe across the Council's property must have a minimum grade of 1% to comply with Council's DCP and AS3500.3.
- f) All below ground structures are to be fully tanked or appropriately designed such that subsoil drainage/seepage water is NOT discharged to the kerb and gutter to comply with Chapter E2.2.5 of Council's DCP. Notation to this requirement must be clearly depicted on the drawings.
- g) Dimensions of all drainage pit and access grates must comply with AS3500.3 and Council's DCP.
- h) Interceptor drain(s) at the site boundary to prevent stormwater flows from the site crossing the footpath; and General compliance with the Woollahra DCP 2015 Chapter E2 – Stormwater and Flood Risk Management.
- i) General compliance with the Woollahra DCP 2015 Chapter E2 – Stormwater and Flood Risk Management.

The Stormwater Management Plan must also include the following specific requirements:

Layout plan

A detailed drainage plan at a scale of 1:100 based on drainage calculations prepared in accordance with the Australian Government publication, Australian Rainfall and Run-off, 2019 edition or most current version thereof. It must include:

- a) All pipe layouts, dimensions, grades, lengths and material specification.
- b) Location and dimensions of all downpipes.
- c) All invert levels reduced to Australian Height Datum (AHD).
- d) Location and dimensions of all drainage pits.
- e) Point and method of connection to Council's drainage infrastructure.
- f) Overland flow paths over impervious areas.

Where new Stormwater Drainage System crosses the footpath area within any road, separate approval under section 138 of the Roads Act 1993 must be obtained from Council for those works before the issue of any construction certificate.

All Stormwater Drainage System work within any road or public place must comply with Woollahra Municipal Council's Specification for Roadworks, Drainage and Miscellaneous Works (2012).

Notes:

- The collection, storage and use of rainwater is to be in accordance with Standards Australia HB230 "Rainwater Tank Design and Installation Handbook".

Condition Reason: To ensure that site stormwater is disposed of in a controlled and sustainable manner.

| | |
|----------------------|--|
| <p>D. 11.</p> | <p>Swimming and Spa Pools – Child Resistant Barriers</p> <p>Before the issue of any construction certificate, the construction certificate plans and specifications required under clause 7 of the Development Certification and Fire Safety Regulation, must demonstrate compliance (by showing the proposed location of all child-resistant barriers and the resuscitation sign) with the provisions of the Swimming Pools Act 1992 and the Building Code of Australia.</p> <p>Approval is not granted for the modification of any boundary fencing beyond what is authorised by the stamped approved plans, as modified by any condition of consent or what is permitted to be carried out as ‘exempt development’ under State Environmental Planning Policy (Exempt and Complying Development Codes) 2008.</p> <p>Notes:</p> <ul style="list-style-type: none"> • A statement to the effect that isolation swimming pool fencing complying with AS1926 will be installed does not satisfy this condition. The location of the required barriers and the sign must be detailed upon the construction certificate plans. <p>Condition Reason: To ensure child-resistant swimming and spa pool barriers are provided.</p> |
| <p>D. 12.</p> | <p>Electric vehicle circuitry and electric vehicle charging point requirements</p> <p>Before the issue of any construction certificate, the construction certificate plans and specifications required under clause 7 of the Development Certification and Fire Safety Regulation, must include an accurate electrical plan of all off-street car parking spaces, prepared by a suitably qualified person, which includes details and specifications to illustrate how the off-street car parking spaces will be constructed with the capacity to install at a minimum, a ‘Level 2’ (single phase, 7Kw power) electric vehicle charger point.</p> <p>Condition Reason: To ensure the provision of electric vehicle circuitry to enable the future installation of electric vehicle charging point(s).</p> |

E. BEFORE BUILDING WORK COMMENCES

| | |
|---------------------|---|
| <p>E. 1.</p> | <p>Compliance with Building Code of Australia and insurance requirements under the Home Building Act 1989</p> <p>Before any building work commences, and under section 4.17(11) of the Act, the following conditions are prescribed in relation to a development consent for development that involves any building work:</p> <ol style="list-style-type: none"> a) that the work must be carried out in accordance with the requirements of the Building Code of Australia, b) in the case of residential building work for which the Home Building Act 1989 requires there to be a contract of insurance in force in accordance with Part 6 of that Act, that such a contract of insurance is in force before any building work authorised to be carried out by the consent commences. <p>This condition does not apply:</p> <ol style="list-style-type: none"> a) to the extent to which an exemption is in force under the Home Building Regulation 2014, or b) to the erection of a temporary building. |
|---------------------|---|

| | |
|---------------------|--|
| | <p>In this condition, a reference to the BCA is a reference to that code as in force on the date the application for the relevant Construction Certificate is made.</p> <p>Notes:</p> <ul style="list-style-type: none"> • This condition must be satisfied prior to commencement of any work in relation to the contract of insurance under the Home Building Act 1989. This condition also has effect during the carrying out of all building work with respect to compliance with the Building Code of Australia. • All new guttering is to comply with the provisions of AS3500. <p>Condition Reason: To ensure that works are carried out in accordance with the Building Code of Australia and any required contract of insurance is in force.</p> |
| <p>E. 2.</p> | <p>Erosion and Sediment Controls – Installation</p> <p>Before any building work commences, water pollution, erosion and sedimentation controls must be installed and maintained in accordance with:</p> <ol style="list-style-type: none"> a) The Soil and Water Management Plan if required under this consent; b) “Do it Right On Site, Soil and Water Management for the Construction Industry” and accompanying factsheets published by the Southern Sydney Regional Organisation of Councils, and c) “Managing Urban Stormwater - Soils and Construction” 2004 published by the NSW Government (The Blue Book). <p>Where there is any conflict The Blue Book takes precedence.</p> <p>Notes:</p> <ul style="list-style-type: none"> • The International Erosion Control Association – Australasia (www.austieca.com.au/) lists consultant experts who can assist in ensuring compliance with this condition. • Where Soil and Water Management Plan is required for larger projects it is recommended that this be produced by a member of the International Erosion Control Association – Australasia. • The “Do it Right On Site, Soil and Water Management for the Construction Industry” publication and the accompanying factsheets can be downloaded from www.woollahra.nsw.gov.au and The Blue Book is available at www.environment.nsw.gov.au • A failure to comply with this condition may result in penalty infringement notices, prosecution, notices and orders under the Act and/or the Protection of the Environment Operations Act 1997 without any further warning. It is a criminal offence to cause, permit or allow pollution. • Section 257 of the Protection of the Environment Operations Act 1997 provides inter alia that “the occupier of premises at or from which any pollution occurs is taken to have caused the pollution”. • Warning: Irrespective of this condition any person occupying the site may be subject to proceedings under the Protection of the Environment Operations Act 1997 where pollution is caused, permitted or allowed as the result of their occupation of the land being. <p>Condition Reason: To prevent potential water pollution and dust nuisance.</p> |
| <p>E. 3.</p> | <p>Building - Construction Certificate, Appointment of Principal Certifier, Appointment of Principal Contractor and Notice of Commencement (Part 6, Division 6.3 of the Act)</p> <p>Building work must not commence, until:</p> <ol style="list-style-type: none"> a) A construction certificate for the building work has been issued by the consent authority, the Council (if the Council is not the consent authority) or an accredited Certifier, and |

- b) The person having the benefit of the development consent has:
 - appointed a Principal Certifier for the building work, and
 - notified the Principal Certifier that the person will carry out the building work as an Owner-builder, if that is the case, and
- c) The Principal Certifier has, no later than 2 days before the building work commences:
 - notified the consent authority and the Council (if the Council is not the consent authority) of his or her appointment, and
 - notified the person having the benefit of the development consent of any critical stage inspections and other inspections that are to be carried out in respect of the building work, and
- d) The person having the benefit of the development consent, if not carrying out the work as an Owner-builder, has:
 - appointed a Principal Contractor for the building work who must be the holder of a contractor licence if any residential building work is involved, and
 - notified the Principal Certifier of any such appointment, and
 - unless that person is the Principal Contractor, notified the Principal Contractor of any critical stage inspections and other inspections that are to be carried out in respect of the building work, and
 - given at least 2 days' notice to the Council of the person's intention to commence the erection of the building.

Notes:

- **Building** has the same meaning as in section 1.4 of the Act and includes part of a building and any structure or part of a structure.
- **New building** has the same meaning as in section 6.1 of the Act and includes an altered portion of, or an extension to, an existing building.
- The commencement of demolition works associated with an altered portion of, or an extension to, an existing building is considered to be the commencement of building work requiring compliance with section 6.6(2) of the Act (including the need for a Construction Certificate) prior to any demolition work. See: *Over our Dead Body Society Inc v Byron Bay Community Association Inc* [2001] NSWLEC 125.
- Construction Certificate Application, PC Service Agreement and Notice of Commencement forms can be downloaded from Council's website www.woollahra.nsw.gov.au
- It is an offence for any person to carry out the erection of a building in breach of this condition and in breach of section 6.6(2) of the Act.
- Under the Home Building Act 1989 any property owner who intends undertaking construction work to a dwelling house or dual occupancy to the value of \$12,000 or over must complete an approved education course and obtain an owner-builder permit from NSW Fair Trading.

Condition Reason: To ensure a construction certificate has been issued, a Principal Certifier is appointed, a Principal Contractor (if applicable) is appointed, and a notice of commencement has been submitted.

E. 4. Notification of Home Building Act 1989 requirements

Residential building work within the meaning of the Home Building Act 1989 must not be carried out unless the Principal Certifier for the development to which the work relates (not being the Council) has given the Council written notice of the following information:

- a) In the case of work for which a Principal Contractor is required to be appointed:
 - the name and licence number of the Principal Contractor, and
 - the name of the insurer by which the work is insured under Part 6 of that Act,

| | |
|--|--|
| | <p>b) In the case of work to be done by an Owner-builder:</p> <ul style="list-style-type: none"> • the name of the Owner-builder, and • if the Owner-builder is required to hold an Owner-builder permit under that Act, the number of the Owner-builder permit. <p>If arrangements for doing the residential building work are changed while the work is in progress so that the information notified under subclause (2) becomes out of date, further work must not be carried out unless the Principal Certifier for the development to which the work relates (not being the Council) has given the Council written notice of the updated information.</p> <p>This clause does not apply in relation to Crown building work that is certified, in accordance with section 6.28 of the Act, to comply with the Building Code of Australia.</p> <p>For the purposes of section 4.17(11) of the Act, the requirements of this condition are prescribed as conditions of a development consent for development that involves any residential building work within the meaning of the Home Building Act 1989.</p> |
| | <p>Condition Reason: To ensure Council is notified of the Home Building Acts 1989 requirements.</p> |

F. DURING BUILDING WORK

| | | |
|-----------|-----------|---|
| F. | 1. | <p>Compliance with BCA and Insurance Requirements under the Home Building Act 1989</p> |
| | | <p>While site work is being carried out:</p> <ul style="list-style-type: none"> a) work must be carried out in accordance with the requirements of the Building Code of Australia (BCA), b) in the case of residential building work for which the Home Building Act 1989 requires there to be a contract of insurance in force in accordance with Part 6 of that Act, that such a contract of insurance is in force before any building work authorised to be carried out by the consent commences. <p>This condition does not apply:</p> <ul style="list-style-type: none"> a) to the extent to which an exemption is in force under the Development Certification and Fire Safety Regulations, or b) to the erection of a temporary building. <p>In this clause, a reference to the BCA is a reference to that Code as in force on the date the application for the relevant construction certificate is made.</p> <p>For the purposes of section 4.17(11) of the Act, the above condition is prescribed in relation to a development consent for development that involves any building work.</p> <p>Notes:</p> <ul style="list-style-type: none"> • All new guttering is to comply with the provisions of AS 3500. |
| | | <p>Condition Reason: To ensure compliance with the BCA and Home building Act 1989.</p> |

| | |
|---------------------|---|
| <p>F. 2.</p> | <p>Critical Stage Inspections</p> <p>While site work is being carried out, critical stage inspections must be called for by the Principal Contractor or Owner-builder as required by the Principal Certifier, any PC service agreement, the Act, the Development Certification and Fire Safety Regulation, and the Regulation.</p> <p>Work must not proceed beyond each critical stage until the Principal Certifier is satisfied that work is proceeding in accordance with this consent, the construction certificate(s) and the Act.</p> <p>Critical stage inspections means the inspections prescribed by the Development Certification and Fire Safety Regulations, and Regulations for the purposes of section 6.5 of the Act or as required by the Principal Certifier and any PC Service Agreement.</p> <p>Notes:</p> <ul style="list-style-type: none"> • The Principal Certifier may require inspections beyond mandatory critical stage inspections in order that the Principal Certifier be satisfied that work is proceeding in accordance with this consent. • The Principal Certifier may, in addition to inspections, require the submission of Compliance Certificates, survey reports or evidence of suitability in accordance with Part A2G2 of the BCA in relation to any matter relevant to the development. <p>Condition Reason: To ensure that building work progresses in accordance with the approved plans, conditions of consent, and requirements of the act.</p> |
| <p>F. 3.</p> | <p>Hours of Work –Amenity of the Neighbourhood</p> <p>While site work is being carried out:</p> <ol style="list-style-type: none"> a) No work must take place on any Sunday or public holiday. b) No work must take place before 7am or after 5pm any weekday. c) No work must take place before 7am or after 1pm any Saturday. d) The following work must not take place before 9am or after 4pm any weekday, or before 9am or after 1pm any Saturday or at any time on a Sunday or public holiday: <ol style="list-style-type: none"> i. piling, ii. piercing, iii. rock or concrete cutting, boring or drilling, iv. rock breaking, v. rock sawing, vi. jack hammering, or vii. machine excavation. e) No loading or unloading of material or equipment associated with the activities listed in part d) above must take place before 9am or after 4pm any weekday, or before 9am or after 1pm any Saturday or at any time on a Sunday or public holiday. f) No operation of any equipment associated with the activities listed in part d) above must take place before 9am or after 4pm any weekday, or before 9am or after 1pm any Saturday or at any time on a Sunday or public holiday. g) No rock excavation being cutting, boring, drilling, breaking, sawing , jack hammering or bulk excavation of rock, must occur without a 15 minute interval break within every hour. |

Notes:

- The use of noise and vibration generating plant and equipment and vehicular traffic, including trucks in particular, significantly degrade the amenity of neighbourhoods and more onerous restrictions apply to these activities. This more invasive work generally occurs during the foundation and bulk excavation stages of development. If you are in doubt as to whether or not a particular activity is considered to be subject to the more onerous requirement (9am to 4pm weekdays and 9am to 1pm Saturdays) please consult with Council.
- Each and every breach of this condition by any person may be subject to a separate penalty infringement notice or prosecution.
- The delivery and removal of plant, equipment and machinery associated with wide loads subject to Transport for NSW and NSW Police restrictions on their movement outside the approved hours of work will be considered on a case by case basis.
- Compliance with these hours of work does not affect the rights of any person to seek a remedy to offensive noise as defined by the Protection of the Environment Operations Act 1997, the Protection of the Environment Operations (Noise Control) Regulation 2017.
- NSW EPA Noise Guide is available at www.epa.nsw.gov.au/noise/nqlg.htm

Condition Reason: To mitigate the impact of work upon the amenity of the neighbourhood.

F. 4. Public Footpaths – Safety, Access and Maintenance

While site work is being carried out, any person acting with the benefit of this consent must:

- a) Not erect or maintain any gate or fence that swings out, or encroaches upon the road or the footway.
- b) Not use the road or footway for the storage of any article, material, matter, waste or thing.
- c) Not use the road or footway for any work.
- d) Keep the road and footway in good repair free of any trip hazard or obstruction.
- e) Any damage caused to the road, footway, vehicular crossing, nature strip or any public place must be immediately made safe and then repaired, to the satisfaction of Council.
- f) Not stand any plant and equipment upon the road or footway.
- g) If it is proposed to locate any site fencing, hoardings, skip bins or other articles upon any part of the footpath, nature strip or any public place, or operate a crane, hoist or concrete pump on or over Council land, an application must be submitted to and approved by Council beforehand.
- h) Provide a clear safe pedestrian route a minimum of 1.5m wide.
- i) Protect heritage listed street name inlays located in the footpath, kerb and gutter, and any other structure, to ensure they are not removed or damaged during development.

This condition does not apply to the extent that a permit or approval exists under the section 148B of the Road Transport Act 2013, section 138 of the Roads Act 1993 or section 68 of the Local Government Act 1993 except that at all time compliance is required with:

- a) Australian Standard AS 1742 (Set): Manual of uniform traffic control devices and all relevant parts of this set of standards.

| | |
|---------------------|---|
| | <p>b) Australian Road Rules.</p> <p>Notes:</p> <ul style="list-style-type: none"> • Section 148B of the Road Transport Act 2013 allows the NSW Police to close any road or road related area to traffic during any temporary obstruction or danger to traffic or for any temporary purpose. • Section 138 of the Roads Act 1993 provides that a person must not: <ul style="list-style-type: none"> - erect a structure or carry out a work in, on or over a public road, or - dig up or disturb the surface of a public road, or - remove or interfere with a structure, work or tree on a public road, or - pump water into a public road from any land adjoining the road, or - connect a road (whether public or private) to a classified road, - otherwise than with the consent of the appropriate roads authority. • Section 68 of the Local Government Act 1993 provides that a person may carry out certain activities only with the prior approval of the Council including: <ul style="list-style-type: none"> - Part C Management of waste: <ul style="list-style-type: none"> a) For fee or reward, transport waste over or under a public place b) Place waste in a public place c) Place a waste storage container in a public place. - Part E Public roads: <ul style="list-style-type: none"> a) Swing or hoist goods across or over any part of a public road by means of a lift, hoist or tackle projecting over the footway b) Expose or allow to be exposed (whether for sale or otherwise) any article in or on or so as to overhang any part of the road or outside a shop window or doorway abutting the road, or hang an article beneath an awning over the road. <p>Condition Reason: To ensure safe access is maintained to footpaths and roads during building works.</p> |
| <p>F. 5.</p> | <p>Tree Preservation</p> <p>While site work is being carried out, all persons must comply with Chapter E.3 – <i>Tree Management</i> of Council’s Development Control Plan (DCP) 2015, other than where varied by this consent. The DCP applies to any tree with a height greater than 5 metres or a diameter spread of branches greater than 3 metres.</p> <p>General Protection Requirements:</p> <ul style="list-style-type: none"> a) The tree protection measures must be maintained during all development work unless otherwise specified within these conditions of consent. b) Excavation must cease where tree roots with a diameter exceeding 50mm are exposed. The principal contractor must procure an inspection of the exposed tree roots by an arborist with a minimum AQF Level 5 qualification. Excavation must only recommence with the implementation of the recommendations of the arborist. c) Where there is damage to any part of a tree the principal contractor must procure an inspection of the tree by a qualified arborist immediately. The principal contractor must immediately implement treatment as directed by the arborist. The arborist is to supply a detailed report to the appointed certifier. <p>Trees must be pruned in accordance with Australian Standard AS 4373 “Pruning of Amenity Trees” and WorkCover NSW Code of Practice Amenity Tree Industry.</p> <p>Condition Reason: To protect trees during the carrying out of sitework.</p> |

| | |
|---------------------|--|
| <p>F. 6.</p> | <p>Maintenance of Environmental Controls</p> <p>While site work is being carried out, the following monitoring, measures and controls must be maintained:</p> <ul style="list-style-type: none"> a) erosion and sediment controls, b) dust controls, c) dewatering discharges, d) noise controls, e) vibration monitoring and controls, and f) ablutions. <p>Condition Reason: To ensure that environmental controls are maintained during building works to protect the public and surrounding environment.</p> |
| <p>F. 7.</p> | <p>Support of Adjoining Land and Buildings</p> <p>While site work is being carried out, a person must not do anything on or in relation to the site (the supporting land) that removes the support provided by the supporting land to any other land (the supported land) or building (the supported building).</p> <p>For the purposes of this condition, supporting land includes the natural surface of the site, the subsoil of the site, any water beneath the site, and any part of the site that has been reclaimed.</p> <p>Notes:</p> <ul style="list-style-type: none"> • This condition does not authorise any trespass or encroachment upon any adjoining or supported land or building whether private or public. Where any underpinning, shoring, soil anchoring (temporary or permanent) or the like is considered necessary upon any adjoining or supported land by any person the Principal Contractor or Owner-builder must obtain: <ul style="list-style-type: none"> - the consent of the owners of such adjoining or supported land to trespass or encroach, or - an access order under the Access to Neighbouring Land Act 2000, or - an easement under section 88K of the Conveyancing Act 1919, or - an easement under section 40 of the Land and Environment Court Act 1979 as appropriate. • Section 177 of the Conveyancing Act 1919 creates a statutory duty of care in relation to support of land. Accordingly, a person has a duty of care not to do anything on or in relation to land being developed (the supporting land) that removes the support provided by the supporting land to any other adjoining land (the supported land). • Clause 17 of the Roads Regulation 2018 prohibits excavation in the vicinity of roads as follows: "Excavations adjacent to road - A person must not excavate land in the vicinity of a road if the excavation is capable of causing damage to the road (such as by way of subsidence) or to any work or structure on the road." Separate approval is required under the Roads Act 1993 for any underpinning, shoring, soil anchoring (temporary) or the like within or under any road. Council will not give approval to permanent underpinning, shoring, soil anchoring within or under any road. • The encroachment of work or the like is a civil matter of trespass or encroachment and Council does not adjudicate or regulate such trespasses or encroachments except in relation to encroachments upon any road, public place, Crown land under Council's care control or management, or any community or operational land as defined by the Local Government Act 1993. <p>Condition Reason: To ensure that the support of adjoining land is not removed.</p> |

| | |
|----------------------|--|
| <p>F. 8.</p> | <p>Erosion and Sediment Controls – Maintenance</p> <p>While site work is being carried out, water pollution, erosion, and sedimentation controls must be maintained in accordance with:</p> <ul style="list-style-type: none"> a) the Soil and Water Management Plan required under this consent, b) “Do it Right On Site, Soil and Water Management for the Construction Industry” and the accompanying factsheets published by the Southern Sydney Regional Organisation of Councils, and c) “Managing Urban Stormwater - Soils and Construction” 2004 published by the NSW Government (The Blue Book). <p>Where there is any conflict The Blue Book takes precedence.</p> <p>Notes:</p> <ul style="list-style-type: none"> • A failure to comply with this condition may result in penalty infringement notices, prosecution, notices and orders under the Act and/or the Protection of the Environment Operations Act 1997 without any further warning. It is a criminal offence to cause, permit or allow pollution. • Section 257 of the Protection of the Environment Operations Act 1997 provides that “the occupier of premises at or from which any pollution occurs is taken to have caused the pollution”. • Warning: Irrespective of this condition any person occupying the site may be subject to proceedings under the Protection of the Environment Operations Act 1997 where pollution is caused, permitted or allowed as the result of the occupation of the land being developed whether or not they actually cause the pollution. <p>Condition Reason: To prevent potential water pollution and dust nuisance.</p> |
| <p>F. 9.</p> | <p>Disposal of Site Water During Construction</p> <p>While site work is being carried out:</p> <ul style="list-style-type: none"> a) Prior to pumping any water into the road or public stormwater system, approval must be obtained from Council under section 138(1)(d) of the Roads Act 1993. b) Water pollution, as defined by the Protection of the Environment Operations Act 1997, must not occur as the result of the discharge to the road, public stormwater system or other place of any site water. c) That stormwater from any roof or other impervious areas is linked, via temporary downpipes and stormwater pipes, to a Council approved stormwater disposal system immediately upon completion of the roof installation or work creating other impervious areas. <p>Condition Reason: To ensure that adjoining and neighbouring land is not adversely affected by unreasonable overland flows of stormwater and that site water does not cause erosion and water pollution.</p> |
| <p>F. 10.</p> | <p>Check Surveys - boundary location, building location, building height, stormwater drainage system and flood protection measures relative to Australian Height Datum</p> <p>While site work is being carried out, a registered surveyor must carry out check surveys and provide survey certificates confirming the location of the building(s), ancillary works, flood protection works and the stormwater drainage system relative to the boundaries of the site and that the height of buildings, ancillary works, flood protection works and the stormwater drainage system relative to Australian Height Datum complies with this consent at the following critical stages.</p> |

| | |
|----------------------|---|
| | <p>Work must not proceed beyond each of the following critical stages until compliance has been demonstrated to the Principal Certifier's satisfaction:</p> <ol style="list-style-type: none"> a) Upon the completion of foundation walls prior to the laying of any floor or the pouring of any floor slab and generally at damp proof course level. b) Upon the completion of formwork for floor slabs prior to the laying of any floor or the pouring of any concrete and generally at each storey. c) Upon the completion of formwork or framework for the roof(s) prior to the laying of any roofing or the pouring of any concrete roof. d) Upon the completion of formwork and steel fixing prior to pouring of any concrete for any ancillary structure, flood protection work, swimming pool or spa pool or the like. e) Upon the completion of formwork and steel fixing prior to pouring of any concrete for driveways showing transitions and crest thresholds confirming that driveway levels match Council approved driveway crossing levels and minimum flood levels. f) Stormwater drainage Systems are in place prior to back filling over pipes confirming location, height and capacity of works. g) Flood protection measures are in place confirming location, height and capacity. <p>Condition Reason: To ensure that development occurs in the location and at the height approved under this consent, which is critical to ensure that buildings are constructed to minimum heights for flood protection and maximum heights to protect views and the amenity of neighbours.</p> |
| <p>F. 11.</p> | <p>Placement and Use of Skip Bins</p> <p>While site work is being carried out, all waste storage containers, including but not limited to skip bins, must be stored within the site unless:</p> <ol style="list-style-type: none"> a) Activity Approval has been issued by Council under section 68 of the Local Government Act 1993 to place the waste storage container in a public place; and b) where located on the road it is located only in a positions where a vehicle may lawfully park in accordance with the Australian Road Rules. <p>Notes:</p> <ul style="list-style-type: none"> • Waste storage containers must not be located on the footpath without a site specific activity approval. Where such site specific activity approval is granted a 1.5m wide clear path of travel is maintained free of any trip hazards. <p>Condition Reason: To ensure waste storage containers are appropriately located.</p> |
| <p>F. 12.</p> | <p>Prohibition of Burning</p> <p>While site work is being carried out, there must be no burning of any waste or other materials. The burning of copper chrome arsenate (CCA) or pentachlorophenol (PCP) treated timber is prohibited in all parts of NSW. All burning is prohibited in the Woollahra local government area.</p> <p>Notes:</p> <ul style="list-style-type: none"> • Under the Protection of the Environment Operations (Clean Air) Regulation 2021 all burning (including burning of vegetation and domestic waste) is prohibited except with approval. No approval is granted under this consent for any burning. |

| | |
|----------------------|--|
| | <p>Condition Reason: To ensure no burning of waste occurs.</p> |
| <p>F. 13.</p> | <p>Dust Mitigation</p> <p>While site work is being carried out, dust mitigation must be implemented in accordance with “Dust Control - Do it right on site” and the accompanying facts sheets published by the Southern Sydney Regional Organisation of Councils.</p> <p>This generally requires:</p> <ol style="list-style-type: none"> a) Dust screens to all hoardings and site fences. b) All stockpiles or loose materials to be covered when not being used. c) All equipment, where capable, being fitted with dust catchers. d) All loose materials being placed bags before placing into waste or skip bins. e) All waste and skip bins being kept covered when not being filled or emptied. f) The surface of excavation work being kept wet to minimise dust. g) Landscaping incorporating trees, dense shrubs and grass being implemented as soon as practically possible to minimise dust. <p>Notes:</p> <ul style="list-style-type: none"> • “Dust Control - Do it right on site” and the accompanying factsheets can be downloaded from Council’s website www.woollahra.nsw.gov.au • Special precautions must be taken when removing asbestos or lead materials from development sites. Additional information can be obtained from www.safework.nsw.gov.au and www.epa.nsw.gov.au. Other specific conditions and advice may apply. • Demolition and construction activities may affect local air quality and contribute to urban air pollution. The causes are dust, smoke and fumes coming from equipment or activities, and airborne chemicals when spraying for pest management. Precautions must be taken to prevent air pollution. <p>Condition Reason: To mitigate the impact of dust upon the amenity of the neighbourhood and prevent water pollution.</p> |
| <p>F. 14.</p> | <p>Swimming and Spa Pools – Temporary Child Resistant Barriers and other Matters</p> <p>While site work is being carried out, temporary child-resistant barriers must be installed in compliance with the Swimming Pools Act 1992 and Building Code of Australia where any swimming pool or spa pool, as defined by the Swimming Pools Act 1992, contains more than 300mm in depth of water at any time.</p> <p>Permanent child-resistant barriers must be installed in compliance with the Swimming Pools Act 1992 and the Building Code of Australia as soon as practical.</p> <p>Backwash and any temporary dewatering from any swimming pool or spa pool as defined by the Swimming Pools Act 1992 must be discharged to the sewer in compliance with clause 10.9 (Figure 10.2) of AS/NZS 3500.</p> <p>Notes:</p> <ul style="list-style-type: none"> • This condition does not prevent Council from issuing an order under section 23 of the Swimming Pool Act 1992 or taking such further action as necessary for a breach of this condition or the Swimming Pools Act 1992. <p>Condition Reason: To ensure access to swimming pools is effectively restricted to maintain child safety.</p> |

| | |
|----------------------|--|
| <p>F. 15.</p> | <p>Site Waste Minimisation and Management – Demolition</p> <p>While site work is being carried out, in order to maximise resource recovery and minimise residual waste from demolition activities:</p> <ol style="list-style-type: none"> a) the provisions of the Site Waste Minimisation and Management Plan (SWMMP) are to be implemented at all times during the course of the work, b) an area is to be allocated for the storage of materials for use, recycling and disposal (giving consideration to slope, drainage, location of waterways, stormwater outlets, vegetation and access and handling requirements), c) separate collection bins and/or areas for the storage of residual waste are to be provided, d) the purpose and content of the bins and/or storage areas are to be clearly ‘signposted’, e) measures to prevent damage by the elements, odour, health risks and windborne litter are to be implemented, and f) site disturbance must be minimised, and unnecessary excavation limited. <p>When implementing the SWMMP the Applicant must ensure:</p> <ol style="list-style-type: none"> a) footpaths, public reserves and street gutters are not used as places to store demolition waste or materials of any kind without Council approval, b) any material moved offsite is transported in accordance with the requirements of the Protection of the Environment Operations Act 1997, c) waste is only transported to a place that can lawfully be used as a waste facility, d) generation, storage, treatment and disposal of hazardous waste and special waste (including asbestos) is conducted in accordance with relevant waste legislation administered by the NSW Environment Protection Authority, and relevant occupational health and safety legislation administered by SafeWork NSW, and e) evidence such as weighbridge dockets and invoices for waste disposal or recycling services are retained. <p>Notes:</p> <ul style="list-style-type: none"> • Materials that have an existing reuse or recycling market must not be disposed of in a land fill. Reuse and recycling opportunities are decreased when asbestos is not carefully removed and segregated from other waste streams. <p>Condition Reason: To maximise resource recovery and minimise residual waste from demolition activities.</p> |
| <p>F. 16.</p> | <p>Dust Mitigation</p> <p>While site work is being carried out, dust mitigation must be implemented in accordance with “Dust Control - Do it right on site” and the accompanying facts sheets published by the Southern Sydney Regional Organisation of Councils.</p> <p>This generally requires:</p> <ol style="list-style-type: none"> a) Dust screens to all hoardings and site fences. b) All stockpiles or loose materials to be covered when not being used. c) All equipment, where capable, being fitted with dust catchers. d) All loose materials being placed bags before placing into waste or skip bins. e) All waste and skip bins being kept covered when not being filled or emptied. f) The surface of excavation work being kept wet to minimise dust. g) Landscaping incorporating trees, dense shrubs and grass being implemented as soon as practically possible to minimise dust. |

| | |
|----------------------|---|
| | <p>Notes:</p> <ul style="list-style-type: none"> • “Dust Control - Do it right on site” and the accompanying factsheets can be downloaded from Council’s website www.woollahra.nsw.gov.au • Special precautions must be taken when removing asbestos or lead materials from development sites. Additional information can be obtained from www.safework.nsw.gov.au and www.epa.nsw.gov.au. Other specific conditions and advice may apply. • Demolition and construction activities may affect local air quality and contribute to urban air pollution. The causes are dust, smoke and fumes coming from equipment or activities, and airborne chemicals when spraying for pest management. Precautions must be taken to prevent air pollution. <p>Condition Reason: To mitigate the impact of dust upon the amenity of the neighbourhood and prevent water pollution.</p> |
| <p>F. 17.</p> | <p>Asbestos Removal</p> <p>While site work is being carried out, all asbestos removal work must be carried out safely according to NSW work health and safety legislation.</p> <p>Where hazardous material, including bonded or friable asbestos has been identified in accordance with the conditions in Section B above, and such material must be demolished, disturbed and subsequently removed, all such works must comply with the following criteria:</p> <ol style="list-style-type: none"> a) Be undertaken by contractors who hold a current SafeWork NSW “demolition licence” and a current SafeWork NSW “Class A licence” for friable asbestos removal. b) Be carried out in accordance with the relevant SafeWork NSW codes of practice. c) No asbestos products may be reused on the site. d) No asbestos laden skip or bins must be left in any public place. <p>Notes:</p> <ul style="list-style-type: none"> • Before starting work, a work site-specific permit approving each asbestos project must be obtained from SafeWork NSW. A permit will not be granted without a current SafeWork licence. • All removal, repair or disturbance of or to asbestos material must comply with: <ul style="list-style-type: none"> - Work Health and Safety Act 2011, - Work Health and Safety Regulation 2017, - SafeWork NSW “Code of Practice: How to Safely Remove Asbestos” (2016), and - SafeWork NSW “Code of Practice: How to Manage and Control Asbestos in the Workplace” (2016). • For more information go to the SafeWork NSW website on asbestos www.safework.nsw.gov.au/health-and-safety/safety-topics-a-z/asbestos, and www.safework.nsw.gov.au/law-and-policy/legislation-and-codes/codes-of-practice or call 131 050 <p>Condition Reason: To ensure the safe removal of asbestos and protect the health and safety of persons working on the site and the public.</p> |
| <p>F. 18.</p> | <p>Classification of Hazardous Waste</p> <p>While site work is being carried out, and prior to the exportation of hazardous waste (including hazardous fill or soil) from the site, the waste materials must be classified in accordance with the provision of the Protection of the Environment Operations Act 1997 and the NSW EPA Waste Classification Guidelines, Part1: Classifying Waste, 2014.</p> |

| | |
|---------------|---|
| | <p>Condition Reason: To ensure that where hazardous waste will be removed from a site an asbestos licensed contractor can definitively determine where the waste may be legally taken for disposal.</p> |
| F. 19. | <p>Disposal of Asbestos and Hazardous Waste</p> <p>While site work is being carried out, asbestos and hazardous waste, once classified in accordance with the hazardous waste classification condition must only be transported to waste facilities licensed to accept asbestos and appropriate classifications of hazardous waste.</p> <p>Condition Reason: To ensure that asbestos and other hazardous waste is disposed of lawfully under the Protection of the Environment Operations Act 1997 and relevant NSW EPA requirements.</p> |
| F. 20. | <p>Asbestos Removal Signage</p> <p>While site work is being carried out and when asbestos is being removed, standard commercially manufactured signs containing the words "DANGER ASBESTOS REMOVAL IN PROGRESS" measuring not less than 400mm x 300mm are to be erected in prominent visible positions on the site.</p> <p>Condition Reason: To ensure awareness of any hazard to the health and safety of persons working on the site and public.</p> |
| F. 21. | <p>Notification of Asbestos Removal</p> <p>While site work is being carried out, in addition to the requirements for licensed asbestos removalists to give written notice to SafeWork NSW, all adjoining properties and those opposite the development site must be notified in writing of the dates and times when asbestos removal is to be conducted.</p> <p>The notification is to identify the licensed asbestos removal contractor and include a contact person for the site together with telephone and facsimile numbers and email addresses.</p> <p>Condition Reason: To ensure that local residents are informed and have adequate contact details for incidents of asbestos removal.</p> |
| F. 22. | <p>Arborists Documentation and Compliance Checklist</p> <p>While site work is being carried out, the project arborist must provide written certification that all tree protection measures and construction techniques relevant to this consent have been implemented. Documentation for each site visit must include:</p> <ol style="list-style-type: none"> a) a record of the condition of trees to be retained prior to and throughout development, b) recommended actions to improve site conditions and rectification of non-compliance, and c) recommendations for future works which may impact the trees. <p>All compliance certification documents must be kept on site by the site Supervisor.</p> <p>As a minimum the following intervals of site inspections must be made:</p> |

| | |
|---|---|
| <p>Stage of arboricultural inspection and supervision</p> | <p>Compliance documentation and photos must include</p> |
| <p>While site work is carried out</p> | <ul style="list-style-type: none"> • The project arborist must supervise all demolition and excavation works within the Tree Protection Zones or specified distances of nominated trees listed in this consent. • The project arborist must supervise excavation for the building addition within the TPZ of trees 2 and A, documenting the condition of roots and soil. • The project arborist must supervise the installation of the concrete slab for the building addition within the TPZ of trees 2 and A, documenting the condition of roots and soil. • The project arborist must ensure pier holes within the Tree Protection Zones or specified distances of nominated trees listed in this consent are positioned to avoid the severance of and damage to roots greater than 50mm diameter. • The project arborist must inspect the installed irrigation system to plants in garden beds. The arborist must certify there is an appropriate distribution of water to planted and existing trees. • Project Arborist to approve relocation of tree protection for landscaping. All landscaping works within the TPZ of trees to be retained are to be undertaken in consultation with the project Arborist to minimise the impact to trees. • Regular inspections as indicated in the Tree Management Plan. |
| <p>Inspections and compliance documentation must be made by an arborist with AQF Level 5 qualifications.</p> | |
| <p>Additional site visits must be made when required by site arborist and/or site foreman for ongoing monitoring/supervisory work.</p> | |
| <p>Condition Reason: To ensure that all tree protection measures and construction techniques relevant to this consent have been implemented.</p> | |
| <p>F. 23.</p> | <p>Replacement/Supplementary trees which must be planted</p> |
| <p>While site work is being carried out, any replacement or supplementary tree must be grown in accordance with Tree stock for landscape use (AS 2303). The following replacement tree/s must be planted in deep soil landscaped area and maintained in a healthy and vigorous condition. If the replacement tree is found to be faulty, damaged, dying or dead before it attains a size whereby it becomes a prescribed tree in accordance with Chapter E.3 of Council's Development Control Plan, it must be replaced with another of the same species, which complies with the approved Landscape Plans.</p> | |
| <p>The project arborist must document compliance with the above condition.</p> | |
| <p>Condition Reason: To ensure the provision of appropriate replacement planting.</p> | |

| <p>F. 24.</p> | <p>Hand excavation within tree root zones</p> <p>While site work is being carried out, demolition of underground structures such as existing footings and approved excavation undertaken within the specified radius from the trunks of the following trees must be carried out by hand.</p> <table border="1" data-bbox="354 367 1366 987"> <thead> <tr> <th data-bbox="354 367 512 456">Council Ref No</th> <th data-bbox="512 367 778 456">Species</th> <th data-bbox="778 367 1082 456">Location</th> <th data-bbox="1082 367 1366 456">Radius from centre of trunk (metres)</th> </tr> </thead> <tbody> <tr> <td data-bbox="354 456 512 553">2</td> <td data-bbox="512 456 778 553"><i>Magnolia grandiflora</i> 'Little Gem) x2</td> <td data-bbox="778 456 1082 553">Rear Yard – southern boundary</td> <td data-bbox="1082 456 1366 553">3m (each)</td> </tr> <tr> <td data-bbox="354 553 512 613">3</td> <td data-bbox="512 553 778 613"><i>Archontophoenix cunninghamiana</i></td> <td data-bbox="778 553 1082 613">Rear Yard – southern corner</td> <td data-bbox="1082 553 1366 613">2m</td> </tr> <tr> <td data-bbox="354 613 512 674">4</td> <td data-bbox="512 613 778 674"><i>Archontophoenix cunninghamiana</i></td> <td data-bbox="778 613 1082 674">Rear Yard – southern corner</td> <td data-bbox="1082 613 1366 674">2m</td> </tr> <tr> <td data-bbox="354 674 512 770">A</td> <td data-bbox="512 674 778 770"><i>Ficus microcarpa</i> var. <i>Hillii</i></td> <td data-bbox="778 674 1082 770">Street tree – adj driveway on Kulgoa Rd</td> <td data-bbox="1082 674 1366 770">15m</td> </tr> <tr> <td data-bbox="354 770 512 831">B</td> <td data-bbox="512 770 778 831"><i>Eucalyptus saligna</i></td> <td data-bbox="778 770 1082 831">Street tree – Kulgoa Rd</td> <td data-bbox="1082 770 1366 831">9.6m</td> </tr> <tr> <td data-bbox="354 831 512 927">C</td> <td data-bbox="512 831 778 927"><i>Lophostemon confertus</i></td> <td data-bbox="778 831 1082 927">Street tree - Kulgoa Rd – closest to Bulkara Rd</td> <td data-bbox="1082 831 1366 927">4.2m</td> </tr> <tr> <td data-bbox="354 927 512 987">D</td> <td data-bbox="512 927 778 987"><i>Lophostemon confertus</i></td> <td data-bbox="778 927 1082 987">Street tree – closest to Kulgoa Rd</td> <td data-bbox="1082 927 1366 987">4.2m</td> </tr> </tbody> </table> <p>Small hand tools such as mattocks or using compressed air or water jetting only must be used. Roots with a diameter equal to or in excess of 50mm must not be severed or damaged unless approved in writing and documented by the project arborist.</p> <p>Mechanical excavation is permitted beyond this radius when root pruning by hand along the hand excavated perimeter line is completed. Exposed roots to be retained must be covered with mulch or a geotextile fabric and kept in a moist condition and prevented from drying out.</p> <p>All root pruning must be undertaken in accordance with the Australian Standard 4373 “Pruning of Amenity Trees” and carried out by a qualified Arborist (minimum qualification of Australian Qualification Framework Level 5 or recognised equivalent).</p> <p>The project arborist must document compliance with the above condition.</p> <p>Condition Reason: To ensure demolition and excavation works would not adversely impact upon the health of existing trees.</p> | Council Ref No | Species | Location | Radius from centre of trunk (metres) | 2 | <i>Magnolia grandiflora</i> 'Little Gem) x2 | Rear Yard – southern boundary | 3m (each) | 3 | <i>Archontophoenix cunninghamiana</i> | Rear Yard – southern corner | 2m | 4 | <i>Archontophoenix cunninghamiana</i> | Rear Yard – southern corner | 2m | A | <i>Ficus microcarpa</i> var. <i>Hillii</i> | Street tree – adj driveway on Kulgoa Rd | 15m | B | <i>Eucalyptus saligna</i> | Street tree – Kulgoa Rd | 9.6m | C | <i>Lophostemon confertus</i> | Street tree - Kulgoa Rd – closest to Bulkara Rd | 4.2m | D | <i>Lophostemon confertus</i> | Street tree – closest to Kulgoa Rd | 4.2m |
|----------------------|---|---|--------------------------------------|----------|--------------------------------------|---|---|-------------------------------|-----------|---|---------------------------------------|-----------------------------|----|---|---------------------------------------|-----------------------------|----|---|--|---|-----|---|---------------------------|-------------------------|------|---|------------------------------|---|------|---|------------------------------|------------------------------------|------|
| Council Ref No | Species | Location | Radius from centre of trunk (metres) | | | | | | | | | | | | | | | | | | | | | | | | | | | | | | |
| 2 | <i>Magnolia grandiflora</i> 'Little Gem) x2 | Rear Yard – southern boundary | 3m (each) | | | | | | | | | | | | | | | | | | | | | | | | | | | | | | |
| 3 | <i>Archontophoenix cunninghamiana</i> | Rear Yard – southern corner | 2m | | | | | | | | | | | | | | | | | | | | | | | | | | | | | | |
| 4 | <i>Archontophoenix cunninghamiana</i> | Rear Yard – southern corner | 2m | | | | | | | | | | | | | | | | | | | | | | | | | | | | | | |
| A | <i>Ficus microcarpa</i> var. <i>Hillii</i> | Street tree – adj driveway on Kulgoa Rd | 15m | | | | | | | | | | | | | | | | | | | | | | | | | | | | | | |
| B | <i>Eucalyptus saligna</i> | Street tree – Kulgoa Rd | 9.6m | | | | | | | | | | | | | | | | | | | | | | | | | | | | | | |
| C | <i>Lophostemon confertus</i> | Street tree - Kulgoa Rd – closest to Bulkara Rd | 4.2m | | | | | | | | | | | | | | | | | | | | | | | | | | | | | | |
| D | <i>Lophostemon confertus</i> | Street tree – closest to Kulgoa Rd | 4.2m | | | | | | | | | | | | | | | | | | | | | | | | | | | | | | |
| <p>F. 25.</p> | <p>Installation of stormwater pipes and pits in the vicinity of trees</p> <p>While site work is being carried out, excavation for the installation of stormwater pipes and pits within the specified radius from the trunks of the following trees must be carried out by hand.</p> | | | | | | | | | | | | | | | | | | | | | | | | | | | | | | | | |

| Council Ref No | Species | Location | Radius from centre of trunk (metres) |
|----------------|--|---|--------------------------------------|
| 2 | <i>Magnolia grandiflora</i> 'Little Gem' x2 | Rear Yard – southern boundary | 3m (each) |
| 3 | <i>Archontophoenix cunninghamiana</i> | Rear Yard – southern corner | 2m |
| 4 | <i>Archontophoenix cunninghamiana</i> | Rear Yard – southern corner | 2m |
| A | <i>Ficus microcarpa</i> var. <i>Hillii</i> | Street tree – adj driveway on Kulgoa Rd | 15m |
| B | <i>Eucalyptus saligna</i> | Street tree – Kulgoa Rd | 9.6m |
| C | <i>Lophostemon confertus</i> | Street tree - Kulgoa Rd – closest to Bulkara Rd | 4.2m |
| D | <i>Lophostemon confertus</i> | Street tree – closest to Kulgoa Rd | 4.2m |

Any roots equal to or greater than 50mm diameter uncovered for the installation of stormwater pipes and pits must not be severed and remain in situ bridging across the excavated trench. Pipes must be guided under any roots equal to or greater than 50mm bridging across excavated trenches. Stormwater pits must be positioned so that no roots equal to or greater than 50mm diameter are severed.

The project arborist must document compliance with the above condition.

Condition Reason: To ensure the installation of the stormwater works would not adversely impact upon the health of existing trees.

G. BEFORE ISSUE OF AN OCCUPATION CERTIFICATE

| | |
|--------------|---|
| G. 1. | Occupation Certificate (section 6.9 of the Act) |
| | A person must not commence occupation or use of the whole or any part of a new building (within the meaning of section 6.10 of the Act) unless an occupation certificate has been issued in relation to the building or part. |
| | <p>Notes:</p> <ul style="list-style-type: none"> New building includes an altered portion of, or an extension to, an existing building. <p>Condition Reason: To ensure the building is suitable to occupy.</p> |
| G. 2. | Amenity Landscaping |
| | Before the issue of any occupation certificate, all approved amenity landscaping (screen planting, soil stabilisation planting, etc.) and replacement/supplementary tree planting must be installed in accordance with the approved plans and documents and any relevant conditions of consent. |
| | Condition Reason: To ensure that the environmental impacts of the development are mitigated by approved landscaping prior to the occupation of the development. |

| | |
|---------------------|--|
| <p>G. 3.</p> | <p>Commissioning and Certification of Systems and Works</p> <p>Before the issue of any occupation certificate, works-as-executed (WAE) plans prepared by a registered surveyor, compliance certificates, and evidence of suitability in accordance with Part A5G1 of the BCA confirming that the works, as executed and as detailed, comply with the requirement of this consent, the Act, the Regulations, any relevant construction certificate, the BCA and relevant Australian Standards must be submitted to the satisfaction of the Principal Certifier.</p> <p>Works-as-executed plans, compliance certificates, and evidence of suitability in accordance with Part A5G1 of the BCA must include, but may not be limited to:</p> <ol style="list-style-type: none"> a) Certification from the supervising professional engineer that the requirement of the Geotechnical/Hydrogeological conditions and report recommendations were implemented and satisfied during development work. b) All flood protection measures. c) All garage/car park/basement car park, driveways and access ramps comply with Australian Standard AS 2890.1: Off-Street car parking. d) All stormwater drainage and storage systems. e) All mechanical ventilation systems. f) All hydraulic systems. g) All structural work. h) All acoustic attenuation work. i) All waterproofing. j) Such further matters as the Principal Certifier may require. <p>Notes:</p> <ul style="list-style-type: none"> • The PC may require any number of WAE plans, certificates, or other evidence of suitability as necessary to confirm compliance with the Act, Regulation, development standards, BCA, and relevant Australia Standards. As a minimum WAE plans and certification is required for stormwater drainage and detention, mechanical ventilation work, hydraulic services (including but not limited to fire services). • The PC must submit to Council, with any occupation certificate, copies of WAE plans, compliance certificates and evidence of suitability in accordance with Part A5G1 of the BCA upon which the PC has relied in issuing any occupation certificate. <p>Condition Reason: To ensure that systems and works as completed meet development standards as defined by the Act, comply with the BCA, and this consent, and to ensure a public record of works as executed is maintained.</p> |
| <p>G. 4.</p> | <p>Swimming and Spa Pools – Permanent Child Resistant Barriers and other Matters</p> <p>Before the issue of any occupation certificate, and prior to filling any swimming pool, as defined by the Swimming Pools Act 1992:</p> <ol style="list-style-type: none"> a) Permanent child-resistant barriers must be installed in compliance with the Swimming Pools Act 1992 and the Building Code of Australia. b) The swimming pool must be registered in accordance with section 30B of the Swimming Pools Act 1992 on the NSW Government Swimming Pool Register. c) The Principal Contractor or Owner must either obtain a certificate of compliance issued under section 22D of the Swimming Pools Act 1992 or an appropriate occupation certificate authorising use of the swimming pool. |

| | |
|---------------------|--|
| | <p>d) Public pools must comply with the NSW Health Public Swimming Pool and Spa Pool Guidelines in force at that time and private pools are encouraged to comply with the same standards as applicable.</p> <p>e) Water recirculation and filtration systems must be installed in compliance with AS 1926.3: Swimming pool safety - Water recirculation systems.</p> <p>Backwash must be discharged to the sewer in compliance with AS/NZS 3500.</p> <p>Water recirculation and filtration systems must be connected to the electricity supply by a timer that limits the systems operation such that it does not operate before 8 am or after 8 pm on any Sunday or public holiday, or before 7 am or after 8 pm on any other day.</p> <p>Notes:</p> <ul style="list-style-type: none"> NSW Health guidelines and fact sheets are available at www.health.nsw.gov.au <p>Condition Reason: To ensure that the swimming pool maintains public safety and to manage the amenity impacts of swimming pools.</p> |
| <p>G. 5.</p> | <p>Swimming Pool Fencing</p> <p>Before the issue of any occupation certificate, swimming pool fencing is to be constructed in accordance with AS1926: Australian Standard Swimming Pool Safety Part 1 – Safety Barriers for Swimming Pools.</p> <p>Notes:</p> <ul style="list-style-type: none"> Pools commenced or completed after May 2013 must meet the BCA and AS1926. <p>Condition Reason: To ensure swimming pool safety.</p> |
| <p>G. 6.</p> | <p>Fulfilment of BASIX Commitments – Clause 44 of the Development Certification and Fire Safety Regulation</p> <p>Before the issue of any occupation certificate, all BASIX commitments must be effected in accordance with the BASIX Certificate No. A1745315</p> <p>Notes:</p> <ul style="list-style-type: none"> Clause 44 of the Development Certification and Fire Safety Regulation applies to an occupation certificate if a relevant BASIX certificate requires a certifier to monitor fulfilment of a commitment listed in the certificate in relation to a building. The certifier must not issue an occupation certificate for the building unless the commitment has been fulfilled. <p>Condition Reason: To ensure that sustainable building commitments, to reduce water and energy consumption, are fulfilled prior to the occupation.</p> |
| <p>G. 7.</p> | <p>Landscaping</p> <p>Before the issue of any occupation certificate, the Principal Certifier and Council must be provided with a works-as-executed landscape plan and certification from a qualified landscape architect/designer, horticulturist and/or arborist as applicable to the effect that the landscaping and replacement/supplementary tree planting works comply with this consent.</p> <p>Condition Reason: To ensure that all landscaping work is completed prior to occupation.</p> |

| <p>G. 8.</p> | <p>Removal of Ancillary Works and Structures</p> <p>Before the issue of any occupation certificate for the whole of the building, The following articles must be removed from the land and any adjoining public place:</p> <ul style="list-style-type: none"> a) the site sign, b) ablutions, c) hoarding, d) scaffolding, and e) waste materials, matter, article or thing. <p>Condition Reason: To ensure that all ancillary matter is removed prior to occupation.</p> | | | | |
|--|---|--|--|--|---|
| <p>G. 9.</p> | <p>Arborists Documentation and Compliance Checklist – Prior to any occupation certificate</p> <p>Before the issue of any occupation certificate, the project arborist must provide written certification that all tree protection measures and construction techniques relevant to this consent have been implemented. Documentation for each site visit must include:</p> <ul style="list-style-type: none"> a) A record of the condition of trees to be retained prior to and throughout development. b) Recommended actions to improve site conditions and rectification of non-compliance. c) Recommendations for future works which may impact the trees. <p>All compliance certification documents must be kept on site by the site Supervisor.</p> <p>As a minimum the following intervals of site inspections must be made:</p> <table border="1" data-bbox="355 1290 1367 1476"> <thead> <tr> <th data-bbox="355 1290 703 1384">Stage of arboricultural inspection and supervision</th> <th data-bbox="703 1290 1367 1384">Compliance documentation and photos must include</th> </tr> </thead> <tbody> <tr> <td data-bbox="355 1384 703 1476">Prior to the issue of any occupation certificate</td> <td data-bbox="703 1384 1367 1476">Ensure all trees conditioned to be planted as part of this consent have been planted in accordance with the details prescribed in this consent.</td> </tr> </tbody> </table> <p>Inspections and compliance documentation must be made by an arborist with AQF Level 5 qualifications.</p> <p>Additional site visits must be made when required by site arborist and/or site foreman for ongoing monitoring/supervisory work.</p> <p>Condition Reason: To ensure that all tree protection measures and construction techniques relevant to this consent are implemented.</p> | Stage of arboricultural inspection and supervision | Compliance documentation and photos must include | Prior to the issue of any occupation certificate | Ensure all trees conditioned to be planted as part of this consent have been planted in accordance with the details prescribed in this consent. |
| Stage of arboricultural inspection and supervision | Compliance documentation and photos must include | | | | |
| Prior to the issue of any occupation certificate | Ensure all trees conditioned to be planted as part of this consent have been planted in accordance with the details prescribed in this consent. | | | | |
| <p>G. 10.</p> | <p>Arborists Documentation and Compliance Checklist – Prior to an occupation certificate for the whole building</p> <p>Before the issue of any occupation certificate for the whole of the building, the project arborist must provide written certification that all tree protection measures and construction techniques relevant to this consent have been implemented. Documentation for each site visit must include:</p> | | | | |

| | <p>a) A record of the condition of trees to be retained prior to and throughout development.</p> <p>b) Recommended actions to improve site conditions and rectification of non-compliance.</p> <p>c) Recommendations for future works which may impact the trees.</p> <p>All compliance certification documents must be kept on site.</p> <p>As a minimum the following intervals of site inspections must be made:</p> <table border="1" data-bbox="355 499 1377 846"> <thead> <tr> <th data-bbox="355 499 699 595">Stage of arboricultural inspection and supervision</th> <th data-bbox="699 499 1377 595">Compliance documentation and photos must include</th> </tr> </thead> <tbody> <tr> <td data-bbox="355 595 699 846">Before the issue of any occupation certificate for the whole of the building</td> <td data-bbox="699 595 1377 846"> <ul style="list-style-type: none"> The project arborist must supervise the dismantling of tree protection measures After all demolition, construction and landscaping works are complete the project Arborist must assess that the subject trees have been retained in the same condition and vigour. If changes to condition are identified the project Arborist must provide recommendations for remediation. </td> </tr> </tbody> </table> <p>Inspections and compliance documentation must be made by an arborist with AQF Level 5 qualifications.</p> <p>Additional site visits must be made when required by site arborist and/or site foreman for ongoing monitoring/supervisory work.</p> <p>Condition Reason: To ensure that all tree protection measures and construction techniques relevant to this consent are implemented.</p> | Stage of arboricultural inspection and supervision | Compliance documentation and photos must include | Before the issue of any occupation certificate for the whole of the building | <ul style="list-style-type: none"> The project arborist must supervise the dismantling of tree protection measures After all demolition, construction and landscaping works are complete the project Arborist must assess that the subject trees have been retained in the same condition and vigour. If changes to condition are identified the project Arborist must provide recommendations for remediation. |
|--|---|--|--|--|---|
| Stage of arboricultural inspection and supervision | Compliance documentation and photos must include | | | | |
| Before the issue of any occupation certificate for the whole of the building | <ul style="list-style-type: none"> The project arborist must supervise the dismantling of tree protection measures After all demolition, construction and landscaping works are complete the project Arborist must assess that the subject trees have been retained in the same condition and vigour. If changes to condition are identified the project Arborist must provide recommendations for remediation. | | | | |
| <p>G. 11.</p> | <p>Certification of Electric Vehicle Charging System</p> <p>Before the issue of any occupation certificate, certification by a suitably qualified person that the electric vehicle charger points and/or electric vehicle circuitry, has been installed in accordance with the construction certificate plans and specifications as required in Part D must be submitted to the satisfaction of the Principal Certifier.</p> <p>Condition Reason: To ensure the certification of the electric vehicle charging system.</p> | | | | |

H. OCCUPATION AND ONGOING USE

| | |
|---------------------|--|
| <p>H. 1.</p> | <p>Maintenance of BASIX Commitments</p> <p>During the occupation and ongoing use, all BASIX commitments must be maintained in accordance with the BASIX Certificate No. A1745315</p> <p>This condition affects successors in title with the intent that environmental sustainability measures must be maintained for the life of development under this consent.</p> <p>Condition Reason: To ensure the approved environmental sustainability measures are maintained for the life of development.</p> |
|---------------------|--|

| | |
|---------------------|---|
| <p>H. 2.</p> | <p>Maintenance of Landscaping</p> <p>During the occupation and ongoing use, all landscaping must be maintained in general accordance with this consent.</p> <p>This condition does not prohibit the planting of additional trees or shrubs subject that they are native species endemic to the immediate locality.</p> <p>Notes:</p> <ul style="list-style-type: none"> • This condition also acknowledges that development consent is not required to plant vegetation and that over time additional vegetation may be planted to replace vegetation or enhance the amenity of the locality. • Owners must have regard to the amenity impact of trees upon the site and neighbouring land. • <p>Condition Reason: To ensure that the landscaping design intent is not eroded over time by the removal of landscaping or inappropriate exotic planting.</p> |
| <p>H. 3.</p> | <p>Outdoor Lighting – Residential</p> <p>During the occupation and ongoing use, outdoor lighting must comply with AS/NZS 4282: Control of the obtrusive effects of outdoor lighting. The maximum luminous intensity from each luminaire and threshold limits must not exceed the level 1 control relevant under tables in AS/NZS 4282.</p> <p>Condition Reason: To protect the amenity of neighbours and limit the obtrusive effects of outdoor lighting.</p> |
| <p>H. 4.</p> | <p>Noise Control</p> <p>During the occupation and ongoing use, the use of the premises must not give rise to the transmission of offensive noise to any place of different occupancy. Offensive noise is defined in the Protection of the Environment Operations Act 1997.</p> <p>Notes:</p> <ul style="list-style-type: none"> • Council will generally enforce this condition in accordance with the Noise Guide for Local Government (www.epa.nsw.gov.au/your-environment/noise/regulating-noise/noise-guide-local-government) and the NSW Industrial Noise Policy (www.epa.nsw.gov.au/your-environment/noise/industrial-noise) published by the NSW Environment Protection Authority. Other State Government authorities also regulate the Protection of the Environment Operations Act 1997. • Useful links: <ul style="list-style-type: none"> - Community Justice Centres—free mediation service provided by the NSW Government www.cjc.nsw.gov.au. - NSW Environment Protection Authority— see “noise” section www.environment.nsw.gov.au/noise. - NSW Government legislation- access to all NSW legislation, including the Protection of the Environment Operations Act 1997 and the Protection of the Environment Noise Control Regulation 2017 is available at www.legislation.nsw.gov.au. - Australian Acoustical Society—professional society of noise related professionals www.acoustics.asn.au. - Association of Australian Acoustical Consultants—professional society of noise related professionals www.aaac.org.au. - Liquor and Gaming NSW—www.liquorandgaming.nsw.gov.au. <p>Condition Reason: To protect the amenity of the neighbourhood.</p> |

| | |
|---------------------|--|
| <p>H. 5.</p> | <p>Noise from Mechanical Plant and Equipment</p> <p>During the occupation and ongoing use, the noise level measured at any boundary of the site at any time while the mechanical plant and equipment is operating must not exceed the background noise level. Where noise sensitive receivers are located within the site, the noise level is measured from the nearest strata, stratum or community title land and must not exceed background noise level at any time.</p> <p>The background noise level is the underlying level present in the ambient noise, excluding the subject noise source, when extraneous noise is removed. For assessment purposes the background noise level is the LA90, 15 minute level measured by a sound level meter.</p> <p>Notes:</p> <ul style="list-style-type: none"> Words in this condition have the same meaning as in the Noise Policy for Industry (2017) www.epa.nsw.gov.au/your-environment/noise/industrial-noise/noise-policy-for-industry-(2017) and Noise Guide for Local Government (2013) www.epa.nsw.gov.au/your-environment/noise/regulating-noise/noise-guide-local-government <p>Condition Reason: To protect the amenity of the neighbourhood.</p> |
| <p>H. 6.</p> | <p>Swimming and Spa Pools – Maintenance</p> <p>During the occupation and ongoing use, swimming and spa pools must be maintained:</p> <ol style="list-style-type: none"> in compliance with the Swimming Pools Act 1992 and the Building Code of Australia with regard to the provision of child-resistant barriers and resuscitation signs, in compliance with the NSW Health “Public Swimming Pools and Spa Pools Advisory Document” in force at that time. Private pools are encouraged to comply with the same standards as applicable, in compliance with AS 1926 Swimming pool safety - Water recirculation and filtration systems, with backwash being discharged to the sewer in compliance with AS/NZS 3500, and with a timer that limits the recirculation and filtration systems operation such that it does not emit noise that can be heard within a habitable room in any other residential premises (regardless of whether any door or window to that room is open): <ul style="list-style-type: none"> before 8 am or after 8 pm on any Sunday or public holiday, or before 7 am or after 8 pm on any other day. <p>Notes:</p> <ul style="list-style-type: none"> Child-resistant barriers, resuscitation signs, recirculation and filtration systems and controls systems require regular maintenance to ensure that life safety, health and amenity standards are maintained. The NSW Health public swimming pools and spa pools guidelines are available at www.health.nsw.gov.au <p>Condition Reason: To ensure public health and safety.</p> |

I. BEFORE ISSUE OF A SUBDIVISION WORKS CERTIFICATE

Nil.

J. BEFORE SUBDIVISION WORK COMMENCES

Nil.

K. BEFORE ISSUE OF A SUBDIVISION CERTIFICATE (subdivision works)

Nil.

L. BEFORE ISSUE OF A SUBDIVISION CERTIFICATE (no subdivision works)

Nil.

M. BEFORE ISSUE OF A STRATA CERTIFICATE

Nil.

Note: In accordance with the Woollahra Local Planning Panel Operational Procedures the votes are recorded on this planning matter.

For the Motion

Against the Motion

Graham Brown
Penelope Holloway
Lee Kosnetter
Malcolm Young

4/0

| | |
|-----------------|--|
| ITEM No. | D2 |
| FILE No. | DA71/2024/1 |
| ADDRESS | 1/21 Rowe Street, Woollahra |
| PROPOSAL | Alterations and additions to existing dwelling |

Reasons for Decision

The Panel has undertaken a site inspection and reviewed the assessment report prepared by Council officers that addresses the relevant matters detailed in Section 4.15 of the Environmental Planning and Assessment Act 1979.

For the reasons generally in the assessment report, the Panel is satisfied that the application can be approved.

Resolved: Pursuant to Section 4.16 of the Environmental Planning and Assessment Act 1979

THAT the Woollahra Local Planning Panel, exercising the functions of Council as the consent authority, is satisfied that the matters required to be addressed under Clause 4.6(4) of the Woollahra Local Environmental Plan 2014 have been demonstrated and that consent may be granted to the development application, which contravenes the Floor Space Ratio development standard under Clause 4.4 of Woollahra LEP 2014. The Panel assumes the concurrence of the Secretary, Department of Planning, Industry and Environment.

AND

THAT the Woollahra Local Planning Panel, exercising the functions of Council, grant development consent to Development Application No. 71/2024/1 for alterations and additions to existing dwelling on land at 1/21 Rowe Street Woollahra, subject to the following conditions:

ALL DEVELOPMENT TYPES

A. GENERAL CONDITIONS

| | |
|---------------------|---|
| <p>A. 1.</p> | <p>Conditions</p> <p>Consent is granted subject to the following conditions imposed under section 4.16 of the Environmental Planning and Assessment Act 1979 (“the Act”), and the provisions of the Environmental Planning and Assessment Regulation 2021 (“the Regulations”) and the provisions of the Environmental Planning and Assessment (Development Certification and Fire Safety) Regulation 2021 (“the Development Certification and Fire Safety Regulations”), such conditions being reasonable and relevant to the development as assessed under section 4.15 of the Act.</p> <p>Notes:</p> <ul style="list-style-type: none"> • Failure to comply with this development consent and any condition of this consent is a criminal offence. Failure to comply with other environmental laws is also a criminal offence. • Where there is any breach Council may without any further warning: <ul style="list-style-type: none"> a) Issue Penalty Infringement Notices (On-the-spot fines); b) Issue notices and orders; c) Prosecute any person breaching this consent; and/or d) Seek injunctions/orders before the courts to restrain and remedy any breach. • Maximum penalties under NSW environmental laws include fines up to \$1.1 Million and/or custodial sentences for serious offences. • Should Council have to take any action to enforced compliance with this consent or other environmental laws Council’s policy is to seek from the Court appropriate orders requiring the payments of its costs beyond any penalty or remedy the Court may order. • This consent and this specific advice will be tendered to the Court when seeking costs orders from the Court where Council is successful in any necessary enforcement action. • The payment of environmental penalty infringement notices does not result in any criminal offence being recorded. If a penalty infringement notice is challenged in Court and the person is found guilty of the offence by the Court, subject to section 10 of the Crimes (Sentencing Procedure) Act 1999, a criminal conviction is recorded. The effect of a criminal conviction beyond any fine is serious. <p>Condition Reason: To ensure all parties are aware of the relevant legislation that applies to the development.</p> |
| <p>A. 2.</p> | <p>Definitions</p> <p>Unless specified otherwise, words have the same meaning as defined by the <i>Act</i>, the <i>Regulations</i>, the <i>Development Certification and Fire Safety Regulations</i> and the <i>Interpretation Act 1987</i> as in force at the date of consent.</p> <p>Applicant means the applicant for this consent.</p> <p>Approved Plans mean the plans endorsed by Council referenced by this consent as amended by conditions of this consent.</p> <p>Local native plants means species of native plant endemic to Sydney’s eastern suburbs.</p> <p>Owner-builder has the same meaning as in the <i>Home Building Act 1989</i>.</p> |

| | |
|---------------------|--|
| | <p>PC means the Principal Certifier under the <i>Act</i>.</p> <p>Principal Contractor has the same meaning as in the <i>Act</i>, or where a Principal Contractor has not been appointed by the Owner of the land being developed Principal Contractor means the Owner of the land being developed.</p> <p>Professional engineer has the same meaning as in the BCA.</p> <p>Public place has the same meaning as in the <i>Local Government Act 1993</i>.</p> <p>Road has the same meaning as in the <i>Roads Act 1993</i>.</p> <p>SEE means the final version of the Statement of Environmental Effects lodged by the Applicant.</p> <p>Site means the land being developed subject to this consent.</p> <p>Site work means any work that is physically carried out on the land to which the development the subject of this development consent is to be carried out, including but not limited to building work, subdivision work, demolition work, clearing of vegetation or remediation work.</p> <p>Woollahra LEP means <i>Woollahra Local Environmental Plan 2014</i></p> <p>Woollahra DCP means <i>Woollahra Development Control Plan 2015</i></p> <p>Work for the purposes of this consent means:</p> <ul style="list-style-type: none"> • the use of land in connection with development, • the subdivision of land, • the erection of a building, • the carrying out of any work, • the use of any site crane, machine, article, material, or thing, • the storage of waste, materials, site crane, machine, article, material, or thing, • the demolition of a building, • the piling, piercing, cutting, boring, drilling, rock breaking, rock sawing or excavation of land, • the delivery to or removal from the <i>site</i> of any machine, article, material, or thing, or • the occupation of the <i>site</i> by any person unless authorised by an occupation certificate. <p>Condition Reason: To ensure all parties are aware of the relevant definitions.</p> |
| <p>A. 3.</p> | <p>Approved Plans and Supporting Documents</p> <p>Those with the benefit of this consent must carry out all work and maintain the use and works in accordance with both the architectural plans to which is affixed a Council stamp “Approved” and supporting documents listed below unless modified by any following condition.</p> <p>Where the plans relate to alterations or additions only those works shown in colour or highlighted are approved.</p> |

| Reference | Description | Author | Date |
|--|---|---|--------------------------|
| DA_005 Rev F DA_009 Rev F DA_010 Rev F DA_011 Rev F DA_012 Rev F DA_013 Rev F DA_014 Rev F DA_015 Rev F DA_016 Rev F DA_017 Rev F | Site Analysis Plan Proposed Lower Ground & Ground Floor Plan Proposed Upper Ground Floor Plan Proposed First & Upper First Floor Plan Proposed Roof & Stormwater Management Plan Existing & Proposed Streetscape (West) Elevations Existing & Proposed Rear (west) Elevation Existing & Proposed Side (North) Elevations Existing & Proposed Side (South) Elevations Proposed Sections AA & BB | All drawn by: ISA Designs | All dated: 18/11/2021 |
| A1736315 | BASIX Certificate | NSW Department of Planning and Environment | 18/02/2024 |

Notes:

- Warning to Principal Certifier – You must always insist on sighting the original Council stamped approved plans. You must not rely solely upon the plan reference numbers in this condition. Should the Applicant not be able to provide you with the original copy Council will provide you with access to its files so you may review our original copy of the approved plans.
- These plans and supporting documentation may be subject to conditions imposed under section 4.17(1)(g) of the Act modifying or amending the development.

Condition Reason: To ensure all parties are aware of the approved plans and supporting documentation that applies to the development.

A. 4. Ancillary Aspects of Development (section 4.17(2) of the Act)

The Owner must procure the repair, replacement or rebuilding of all road pavement, kerb, gutter, footway, footpaths adjoining the site or damaged as a result of work under this consent or as a consequence of work under this consent. Such work must be undertaken to Council's satisfaction in accordance with Council's Specification for Roadworks, Drainage and Miscellaneous Works (2012) unless expressly provided otherwise by these conditions at the Owner's expense.

Notes:

- This condition does not affect the Principal Contractor's or any sub-contractors obligations to protect and preserve public infrastructure from damage or affect their liability for any damage that occurs.

Condition Reason: To ensure all parties are aware of works required to public infrastructure and to ensure payment for works.

DEMOLITION WORK

B. BEFORE DEMOLITION WORK COMMENCES

| | | |
|----|----|---|
| B. | 1. | <p>Construction Certificate Required Prior to Any Demolition</p> <p>Where demolition is associated with an altered portion of, or an extension to an existing building the demolition of any part of a building is "commencement of erection of building" under section 6.6 of the Act.</p> <p>In such circumstance all conditions included at the following development stages of this consent must be satisfied prior to any demolition work:</p> <ul style="list-style-type: none"> • Before issue of a construction certificate • Before building work commences <p>This includes, but is not limited to, the issue of a Construction Certificate, appointment of a Principal Certifier, and Notice of Commencement under the Act.</p> <p>Note:</p> <ul style="list-style-type: none"> • See <i>Over our Dead Body Society Inc v Byron Bay Community Association Inc</i> [2001] NSWLEC 125. <p>Condition Reason: To ensure appropriate conditions are complied with for development for the alteration and extension of an existing building.</p> |
| B. | 2. | <p>Erosion and Sediment Controls – Installation</p> <p>Before any site work commences, water pollution, erosion and sedimentation controls must be installed and maintained in accordance with:</p> <ol style="list-style-type: none"> a) "Do it Right On Site, Soil and Water Management for the Construction Industry" and accompanying factsheets published by the Southern Sydney Regional Organisation of Councils, and b) "Managing Urban Stormwater - Soils and Construction" 2004 published by the NSW Government (The Blue Book). <p>Where there is any conflict The Blue Book takes precedence.</p> <p>Notes:</p> <ul style="list-style-type: none"> • The "Do it Right On Site, Soil and Water Management for the Construction Industry" publication and accompanying factsheets can be downloaded from www.woollahra.nsw.gov.au and The Blue Book is available at www.environment.nsw.gov.au • A failure to comply with this condition may result in penalty infringement notices, prosecution, notices and orders under the Act and/or the Protection of the Environment Operations Act 1997 without any further warning. It is a criminal offence to cause, permit or allow pollution. • Section 257 of the Protection of the Environment Operations Act 1997 provides inter alia that "the occupier of premises at or from which any pollution occurs is taken to have caused the pollution". • Warning: Irrespective of this condition any person occupying the site may be subject to proceedings under the Protection of the Environment Operations Act 1997 where pollution is caused, permitted or allowed as the result of their occupation of the land being developed. <p>Condition Reason: To prevent potential water pollution and dust nuisance.</p> |

| | |
|---------------------|---|
| <p>B. 3.</p> | <p>Identification of Hazardous Material</p> <p>Prior to any site works, and in accordance with Australian Standard AS2601: The Demolition of Structures, all hazardous substances located on the site must be identified, including asbestos, polychlorinated biphenyls (PCBs), lead paint, underground storage tanks, chemicals, etc.</p> <p>In this regard, prior to any site works, Council must be provided with a written report prepared by a suitably qualified competent person detailing:</p> <ul style="list-style-type: none"> • all hazardous materials identified on the site, • the specific location of all hazardous materials identified, • whether the hazardous materials are to be removed from the site as part of the works to be undertaken, and • safety measures to be put in place. <p>Condition Reason: To protect the health and safety of all persons while works are being undertaken and to ensure all safety measures have been identified and are in place to protect all parties in the immediate vicinity of the site.</p> |
| <p>B. 4.</p> | <p>Public Road Assets Prior to Any Work/Demolition</p> <p>Prior to any site works, a full record of the condition of the public infrastructure on public land adjacent to the development site must be submitted to Council.</p> <p>The report must include photographs and/or CCTV footage showing the current condition and any existing damage fronting and adjoining the site to the:</p> <ul style="list-style-type: none"> • road pavement, • street signage including street lights, • kerb and gutter, • footway including pedestrian crossings, footpath, and driveways, • retaining walls, or other significant structures, • Heritage Items, including street name inlays, • utility service items including historical utility covers, and • drainage structures/pits/pipes (CCTV footage). <p>The reports are to be supplied in electronic format in Word and if applicable accompanied by CCTV footage. Photographs are to be in colour, digital and date stamped.</p> <p>If the required report is not submitted then Council will assume there was no damage to any infrastructure in the immediate vicinity of the site prior to the commencement of any site works under this consent.</p> <p>Condition Reason: To clarify the condition of the existing public infrastructure prior to the commencement of any site works.</p> |
| <p>B. 5.</p> | <p>Payment of Security and Fees</p> <p>Prior to any site works, the following security and fees must be paid in full:</p> |

| Description | Amount | Indexed | Council Fee Code |
|---|-------------|---------|------------------|
| SECURITY under section 4.17(6) of the <i>Environmental Planning and Assessment Act 1979</i> | | | |
| Property Damage Security Deposit -making good any damage caused to any property of the Council | \$10,465.00 | No | T115 |
| INSPECTION FEES under section 608 of the <i>Local Government Act 1993</i> | | | |
| Security Deposit Administration Fee | \$235.00 | No | T16 |
| TOTAL SECURITY AND FEES | \$10,700.00 | | |

How must the payments be made?

Payments must be made by:

- cash deposit with Council,
- credit card payment with Council, or
- bank cheque made payable to Woollahra Municipal Council.

The payment of a security may be made by a bank guarantee where:

- the guarantee is by an Australian bank for the amount of the total outstanding contribution,
- the bank unconditionally agrees to pay the guaranteed sum to the Council on written request by Council on completion of the development or no earlier than 12 months from the provision of the guarantee whichever occurs first [NOTE: a time limited bank guarantee or a bank guarantee with an expiry date is not acceptable],
- the bank agrees to pay the guaranteed sum without reference to the Applicant or landowner or other person who provided the guarantee and without regard to any dispute, controversy, issue or other matter relating to the development consent or the carrying out of development in accordance with the development consent,
- the bank guarantee is lodged with the Council prior to any site works being undertaken, and
- the bank's obligations are discharged when payment to the Council is made in accordance with the guarantee or when Council notifies the bank in writing that the guarantee is no longer required.

Notes:

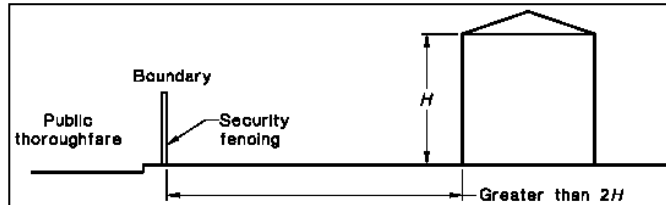
- An application must be made to Council by the person who paid the security for release of the securities held under section 4.17 of the Act.
- The securities will not be released until the Occupation Certificate has been lodged with Council, Council has inspected the site and Council is satisfied that the public works have been carried out to Council's requirements. Council may use part or all of the security to complete the works to its satisfaction if the works do not meet Council's requirements.
- Council will only release the security upon being satisfied that all damage or all works, the purpose for which the security has been held have been remedied or completed to Council's satisfaction as the case may be.
- Council may retain a portion of the security to remedy any defects in any such public work that arise within 6 months after the work is completed.

| | |
|---------------------|--|
| | <ul style="list-style-type: none"> Upon completion of each section of road, drainage and landscape work to Council's satisfaction, 90% of the bond monies held by Council for these works will be released upon application. 10% may be retained by Council for a further 6 month period and may be used by Council to repair or rectify any defects or temporary works during the 6 month period. The Refund of Security Bond Application form can be downloaded from www.woollahra.nsw.gov.au <p>Condition Reason: To ensure any relevant security and fees are paid.</p> |
| <p>B. 6.</p> | <p>Adjoining Buildings Founded on Loose Foundation Materials</p> <p>Before any site work commences, a professional engineer must determine the possibility of any adjoining buildings founded on loose foundation materials being affected by piling, piers or excavation. The professional engineer (geotechnical consultant) must assess the requirements for underpinning any adjoining or adjacent buildings founded on such soil on a case by case basis, and any reasonable direction of the professional engineer must be complied with.</p> <p>Notes:</p> <ul style="list-style-type: none"> A failure to adequately assess and seek professional engineering (geotechnical) advice to ensure that appropriate underpinning and support to adjoining land is maintained prior to commencement may result in damage to adjoining land and buildings. The person with the benefit of this consent is likely to be held responsible for any damages arising from the removal of any support to supported land as defined by section 177 of the Conveyancing Act 1919. <p>Condition Reason: To ensure professional engineering advice is obtained to confirm that appropriate underpinning and support to adjoining land is maintained.</p> |
| <p>B. 7.</p> | <p>Works (Construction) Zone – Approval and Implementation</p> <p>If the Construction Management Plan relies upon a Works Zone, before any site work commences, a Works Zone application must be made.</p> <p>If the works zone is approved, all fees for the Works Zone must be paid before it can be installed.</p> <p>All Works Zone signs must have been erected by Council to permit enforcement of the Works Zone by Council's Rangers and NSW Police before commencement of any site work. Signs are not erected until full payment of Works Zone fees is made.</p> <p>Notes:</p> <ul style="list-style-type: none"> A minimum of four to six weeks must be allowed (for routine applications) from the date of making an application to the Traffic Committee (Woollahra Local Traffic Committee) constituted under clause 20 of the Transport Administration (General) Regulation 2018 to exercise those functions delegated by Transport for New South Wales under section 31(3) of the Transport Administration Act 1988. The enforcement of the Works Zone is at the discretion of Council's Rangers and the NSW Police Service. Any breach of the Works Zone must be reported to either Council or the NSW Police Service. <p>Condition Reason: To facilitate the efficient operation of construction projects and to minimise traffic disruption.</p> |

B. 8.

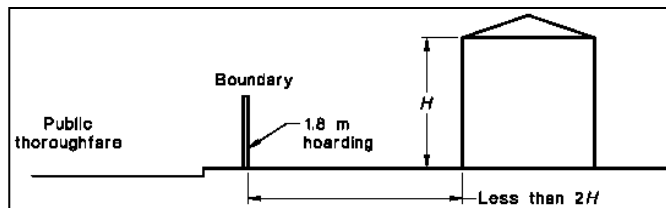
Security Fencing, Hoarding (including 'Creative Hoardings') and Overhead Protection

Before any site work commences, security fencing must be provided around the perimeter of the development site, including any additional precautionary measures taken to prevent unauthorised entry to the site at all times during the demolition, excavation and construction period. Security fencing must be the equivalent 1.8m high chain wire as specified in AS 1725.



Type A Hoarding

Where the development site adjoins a public thoroughfare, the common boundary between them must be fenced for its full length with a hoarding, unless the least horizontal distance between the common boundary and the nearest parts of the structure is greater than twice the height of the structure. The hoarding must be constructed of solid materials (chain wire or the like is not acceptable) to a height of not less than 1.8m adjacent to the thoroughfare.



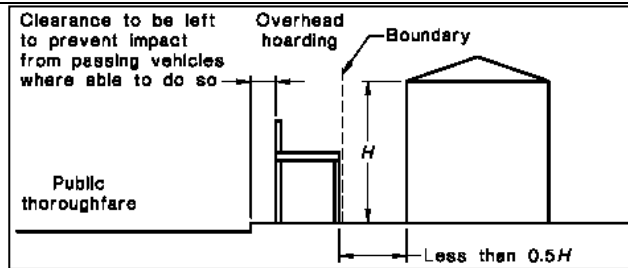
Type B Hoarding

Where a development site adjoins a public thoroughfare with a footpath alongside the common boundary then, in addition to the hoarding required above, the footpath must be covered by an overhead protective structure and the facing facade protected by heavy-duty scaffolding, unless either:

- the vertical height above footpath level of the structure being demolished is less than 4.0m; or
- the least horizontal distance between footpath and the nearest part of the structure is greater than half the height of the structure.

The overhead structure must consist of a horizontal platform of solid construction and vertical supports, and the platform must:

- extend from the common boundary to 200mm from the edge of the carriageway for the full length of the boundary,
- have a clear height above the footpath of not less than 2.1m,
- terminate 200mm from the edge of the carriageway (clearance to be left to prevent impact from passing vehicles) with a continuous solid upstand projecting not less than 0.5m above the platform surface, and
- together with its supports, be designed for a uniformly distributed live load of not less than 7 kPa.



The overhead protective structures must be installed and maintained in accordance with the NSW “Code of Practice - Overhead Protective Structures 1995”. This is code available at www.safework.nsw.gov.au/__data/assets/pdf_file/0008/52883/Overhead-protective-structures-Code-of-practice.pdf

All Hoardings

Security fencing, hoarding and overhead protective structure must not obstruct access to utilities services including but not limited to man holes, pits, stop valves, fire hydrants or the like.

Hoardings on Public Land including ‘Creative Hoardings’

All fees associated with the application and occupation and use of the road (footway) for required hoarding or overhead protection must be paid in full.

A creative hoarding (i.e. an approved artwork or historic image affixed to the hoarding) is required if the hoarding meets the criteria in Council’s Creative Hoardings Policy (adopted March 2020). The cost of printing and affixing the creative hoarding is the responsibility of the person with the benefit of this consent. The Creative Hoardings Policy can be downloaded from Council’s website www.woollahra.nsw.gov.au

Notes:

- A minimum of two (2) weeks from the date of making a hoarding application to determination must be allowed. Any approval for a hoarding or overhead protection under the Roads Act 1993 will be subject to its own conditions and fees.
- Council seeks to increase public art in the public domain by requiring artwork or historic images on hoardings located on public land. Under the Creative Hoardings Policy an application for a hoarding proposed on public land will require an approved artwork or historic image affixed to the hoarding if the hoarding meets the criteria in section 3 of the Policy:
 - A. Hoardings proposed on land zoned E1 Local Centre, or MU1 Mixed Use, or SP2 Infrastructure under Woollahra Local Environmental Plan 2014 AND erected for 8 weeks or more
OR
 - B. Hoardings proposed on land located along a State classified road (regardless of the zone) AND erected for 8 weeks or more
OR
 - C. Hoardings proposed in any other location than that referred to in A. and B. above AND erected for 12 weeks or more, except where:
 - 1. the capital investment value of the work to which the hoarding relates is less than \$1 million, or
 - 2. the land is zoned R2 Low Density Residential, or
 - 3. the land is zoned R3 Medium Density Residential and the hoarding is located in a lane or street that does not have through traffic (e.g. a cul-de-sac or no through road).
- Artwork and historic images for the hoardings are assessed and approved in accordance with the Creative Hoardings Policy. Details of the artwork or images proposed to be affixed to the hoardings must be submitted with Council’s form “Application for a permit to use a footpath for the erection of a hoarding/scaffolding”.

| | |
|---------------------|---|
| | <p>The Creative Hoardings Policy can be downloaded from www.woollahra.nsw.gov.au</p> <p>Condition Reason: To ensure public safety.</p> |
| <p>B. 9.</p> | <p>Site Signs</p> <p>Before any site work commences, the sign/s required by clauses 70 of the Regulation and 75 of the Development Certification and Fire Safety Regulation must be erected and maintained at all times.</p> <p>Clause 70 of the Regulation provides:</p> <p>Erection of signs</p> <ul style="list-style-type: none"> • For the purposes of section 4.17(11) of the Act, the requirements of subclauses (2) and (3) are prescribed as conditions of a development consent for development that involves any building work, subdivision work or demolition work. • A sign must be erected in a prominent position on any site on which building work, subdivision work or demolition work is being carried out: <ol style="list-style-type: none"> a) showing the name, address and telephone number of the principal certifier for the work, and b) showing the name of the principal contractor (if any) for any building work and a telephone number on which that person may be contacted outside working hours, and c) stating that unauthorised entry to the work site is prohibited. • Any such sign is to be maintained while the building work, subdivision work or demolition work is being carried out, but must be removed when the work has been completed. • This clause does not apply in relation to building work, subdivision work or demolition work that is carried out inside an existing building that does not affect the external walls of the building. • This clause does not apply in relation to Crown building work that is certified, in accordance with section 6.28 of the Act, to comply with the Building Code of Australia. <p>Clause 75 of the Development Certification and Fire Safety Regulation provides:</p> <p>Signs on development sites</p> <p>If there is a person who is the Principal Certifier or the Principal Contractor for any building work, subdivision work or demolition work authorised to be carried out on a site by a development consent or complying development certificate:</p> <ul style="list-style-type: none"> • Each such person MUST ensure that a rigid and durable sign showing the person's identifying particulars so that they can be read easily by anyone in any public road or other public place adjacent to the site is erected in a prominent position on the site before the commencement of work, and is maintained on the site at all times while this clause applies until the work has been carried out. <p>Notes:</p> <ul style="list-style-type: none"> • Clause 75 of the Development Certification and Fire Safety Regulations imposes a maximum penalty of 55 penalty units if these requirements are not complied with. • If Council is appointed as the Principal Certifier it will provide the sign to the Principal Contractor or Owner-builder who must ensure that the sign is erected and maintained as required by clause 70 of the Regulation and clause 75 of the Development Certification and Fire Safety Regulation. |

| | |
|----------------------|--|
| | <p>Condition Reason: To ensure that contact details for the principal certifier and principal contractor are provided on a sign at the development site.</p> |
| <p>B. 10.</p> | <p>Toilet Facilities</p> <p>Before any site work commences, toilet facilities are to be provided, at or in the vicinity of the work site on which work involved in the erection or demolition of a building is being carried out, at the rate of one toilet for every 20 persons or part of 20 persons employed at the site.</p> <p>Each toilet provided:</p> <ol style="list-style-type: none"> a) must be a standard flushing toilet, and b) must be connected to a public sewer, or c) if connection to a public sewer is not practicable, to an accredited sewage management facility approved by the Council, or d) if connection to a public sewer or an accredited sewage management facility is not practicable, to some other sewage management facility approved by the Council. <p>The provision of toilet facilities in accordance with this condition must be completed before any other work is commenced.</p> <p>Notes:</p> <ul style="list-style-type: none"> • In this condition ‘sewage management facility’ and ‘public sewer’ are as defined by clause 25 of the Local Government (Approvals) Regulation 1999. • This condition does not set aside the requirement to comply with SafeWork NSW requirements. <p>Condition Reason: To ensure toilet facilities are provided for workers at the work site.</p> |
| <p>B. 11.</p> | <p>Establishment of Boundary Location, Building Location and Datum</p> <p>Before any site work commences, a surveyor registered under the Surveying and Spatial Information Act 2002 must:</p> <ol style="list-style-type: none"> a) set out the boundaries of the site by permanent marks (including permanent recovery points), b) set out the location and level of foundation excavations, footings, walls and slabs by permanent marks, pegs or profiles relative to the boundaries of the land and relative to Australian Height Datum (AHD) in compliance with the approved plans, c) establish a permanent datum point (bench mark) within the boundaries of the site relative to AHD, and d) provide a copy of a survey report, prepared by the registered surveyor, detailing the title boundaries, pegs/profiles, recovery points and bench mark locations as established under this condition to the Principal Certifier. <p>Notes:</p> <ul style="list-style-type: none"> • Where there is any discrepancy between the approved development consent and the Construction Certificate, especially in relation to the height, location or external configuration of the building (but not limited to these issues) the site works must not proceed until the variations as shown are consistent with the consent. Failure to do so may result in a breach of development consent. • On larger developments, or where boundary redefinition is required, the placement of new State Survey Marks as permanent marks must be considered by the registered surveyor. |

| | |
|---------------|---|
| | Condition Reason: To ensure that the boundary locations, building location, and a datum point is established by a surveyor. |
| B. 12. | Compliance with Australian Standard for Demolition |
| | While site work is being carried out, the demolition of buildings and structures must comply with Australian Standard AS 2601—2001: The Demolition of Structures. |
| | Condition Reason To control the risks of demolition work. |

REMEDIATION WORK

C. ON COMPLETION OF REMEDIATION WORK

Nil

BUILDING WORK

D. BEFORE ISSUE OF A CONSTRUCTION CERTIFICATE

| | | | | |
|--------------|---|--|----------------|-------------------------|
| D. 1. | Payment of Long Service Levy | | | |
| | Before the issue of any construction certificate, the original receipt(s) for the payment of the following levy must be provided to the Principal Certifier: | | | |
| | Description | Amount | Indexed | Council Fee Code |
| | LONG SERVICE LEVY under <i>Building and Construction Industry Long Service Payments Act 1986</i> | | | |
| | Long Service Levy www.longservice.nsw.gov.au/bci/levy/other-information/levy-calculator | Contact LSL Corporation or use online calculator | No | |
| | Building and Construction Industry Long Service Payment The long service levy under section 34 of the Building and Construction Industry Long Service Payment Act 1986, must be paid and proof of payment provided to the Principal Certifier prior to the issue of any construction certificate. The levy can be paid directly to the Long Service Corporation or to Council. Further information can be obtained from the Long Service Corporation website www.longservice.nsw.gov.au or the Long Service Corporation on 131 441. | | | |
| | How must the payments be made? Payments must be made by: | | | |
| | <ul style="list-style-type: none"> • cash deposit with Council, • credit card payment with Council, or • bank cheque made payable to Woollahra Municipal Council. | | | |
| | Condition Reason: To ensure any relevant levy is paid. | | | |
| | Condition Reason: To ensure all commitments in the BASIX Certificate are incorporated into the development. | | | |

| | |
|---------------------|---|
| <p>D. 2.</p> | <p>Erosion and Sediment Control Plan – Submission and Approval</p> <p>Before the issue of any construction certificate, an erosion and sediment control plan, prepared by a suitably qualified person in accordance with the following documents, must be submitted to the Principal Certifier. The erosion and sediment control plan must comply with:</p> <p>a) “Do it Right On Site, Soil and Water Management for the Construction Industry” and the accompanying factsheets published by the Southern Sydney Regional Organisation of Councils; and</p> <p>b) “Managing Urban Stormwater - Soils and Construction” 2004 published by the NSW Government (The Blue Book).</p> <p>Where there is any conflict The Blue Book takes precedence.</p> <p>The Principal Certifier must be satisfied that the erosion and sediment control plan complies with the publications above prior to issuing any construction certificate.</p> <p>Notes:</p> <ul style="list-style-type: none"> • The International Erosion Control Association – Australasia www.austieca.com.au lists consultant experts who can assist in ensuring compliance with this condition. Where erosion and sedimentation plans are required for larger projects it is recommended that expert consultants produce these plans. • The “Do it Right On Site, Soil and Water Management for the Construction Industry” publication and accompanying factsheets can be downloaded from www.woollahra.nsw.gov.au, and The Blue Book is available at www.environment.nsw.gov.au • Under clause 73(2)(a)(v) of the Development Certification and Fire Safety Regulation an Accredited Certifier may be satisfied as to this matter. <p>Condition Reason: To prevent potential water pollution and dust nuisance.</p> |
| <p>D. 3.</p> | <p>Payment of S7.12 Contributions Levy</p> <p>A payment of a levy authorised by section 7.12 of the Environmental Planning and Assessment Act 1979 must be paid prior to the issue of any Construction Certificate or Subdivision Works Certificate. The Principal Certifier is to be provided with the original receipt for payment under the Woollahra Section 7.12 Development Contributions Plan 2022.</p> <p>A cost estimate report, no more than 3 months old, demonstrating the proposed cost of carrying out the development must be completed and submitted to Council for determination of the costs of work. This report must incorporate all approved modification applications. The costs and expenses of the proposed cost of development must be established in accordance with clause 208 of the Environmental Planning and Assessment Regulation 2021.</p> <p>The cost estimate report must be in the form of:</p> <ul style="list-style-type: none"> • A cost summary report, prepared by the applicant or a person acting on the behalf of the applicant for a development up to \$150,000; • A cost summary report, prepared by a suitably qualified person, at the applicant’s cost, where the cost of development is between \$150,000 and \$749,999; or • A quantity surveyor’s report, at the applicant’s cost, for development over \$750,000. |

Note: A 'suitably qualified person' is defined in the Woollahra Section 7.12 Development Contributions Plan 2022.

The applicable levy rate is to be calculated using the summary schedule below.

| Summary Schedule | |
|---|------------------|
| Development Cost | Levy Rate |
| • Up to and including \$100,000 | Nil |
| • More than \$100,000 and up to and including \$200,000 | 0.5% of the cost |
| • More than \$200,000 | 1% of the cost |

How must the payments be made?

Payments must be made by:

- Cash deposit with Council,
- Credit card payment with Council, or
- Bank cheque made payable to Woollahra Municipal Council.

Deferred or periodic payment of section 7.12 levy

Where the Applicant makes a written request supported by reasons for payment of the section 7.12 levy other than as required by clause 2.9, the Council may accept deferred or periodic payment. The decision to accept a deferred or periodic payment is at the sole discretion of the Council, which will consider:

- the reasons given,
- whether any prejudice will be caused to the community deriving benefit from the public facilities,
- whether any prejudice will be caused to the efficacy and operation of the Plan, and
- whether the provision of public facilities in accordance with the adopted works schedule will be adversely affected.

Council may, as a condition of accepting deferred or periodic payment, require the provision of a bank guarantee where:

- the guarantee is by an Australian bank for the amount of the total outstanding contribution,
- the bank unconditionally and irrevocably agrees to pay the guaranteed sum to the Council on written request by Council prior to the issue of an occupation certificate,
- a time limited bank guarantee or a bank guarantee with an expiry date is not acceptable,
- the bank agrees to pay the guaranteed sum without recourse to the applicant or landowner or other person who provided the guarantee and without regard to any dispute, controversy, issue or other matter relating to the development consent or the carrying out of development in accordance with the development consent, and
- the bank's obligations are discharged when payment to the Council is made in accordance with the guarantee or when Council notifies the bank in writing that the guarantee is no longer required.

Any deferred or periodic payment of the section 7.12 levy will be adjusted in accordance with clause 2.12 of the Plan. The Applicant will be required to pay any charges associated with establishing or operating the bank guarantee. Council will not cancel the bank guarantee until the outstanding contribution as indexed and any accrued charges are paid.

| | |
|---------------------|---|
| | <p>Do you need HELP indexing the levy? Please contact Council's Customer Service Team on 02 9391 7000. Failure to correctly calculate the adjusted development levy will delay the issue of any certificate issued under section 6.4 of the Act and could void any such certificate (e.g. construction certificate, subdivision certificate, or occupation certificate).</p> |
| <p>D. 4.</p> | <p>BASIX Commitments</p> <p>Before the issue of any construction certificate, BASIX Certificate No. A1736315 must be submitted to the Principal Certifier with any application for a construction certificate.</p> <p>All commitments in the BASIX Certificate must be shown on the construction certificate plans and specifications prior to the issue of any construction certificate.</p> <p>Notes:</p> <ul style="list-style-type: none"> • Where there is any proposed change in the BASIX commitments the Applicant must submit a new BASIX Certificate to the Principal Certifier and Council. If any proposed change in the BASIX commitments are inconsistent with development consent (see: clauses 19 and 20 of the Development Certification and Fire Safety Regulation) the Applicant will be required to submit an amended development application to Council under section 4.55 of the Act. • Clause 19(1)(a) of the Development Certification and Fire Safety Regulation 2021 provides: a certifier must not issue a construction certificate for building work unless: the relevant building work plans and specifications include the matters required by a relevant BASIX certificate, if any. <p>Condition Reason: To ensure all commitments in the BASIX Certificate are incorporated into the development.</p> <p>Condition Reason: To ensure any relevant contributions are paid.</p> |
| <p>D. 5.</p> | <p>Structural Adequacy of Existing Supporting Structures</p> <p>Before the issue of any construction certificate, a certificate from a professional structural engineer, certifying the adequacy of the existing supporting structure to support the additional loads proposed to be imposed by the development, must be provided to the Principal Certifier and submitted with the construction certificate application.</p> <p>Condition Reason: To ensure that the existing structure is able to support the additional loads proposed.</p> |
| <p>D. 6.</p> | <p>Professional Engineering Details</p> <p>Before the issue of any construction certificate, the construction certificate plans and specifications, required under clause 7 of the Development Certification and Fire Safety Regulation, must include detailed professional engineering plans and/or specifications for all structural, electrical, hydraulic, hydrogeological, geotechnical, mechanical and civil work complying with this consent, approved plans, and supporting documentation. Detailed professional engineering plans and/or specifications must be submitted to the Principal Certifier with the application for any construction certificate.</p> |

| | |
|---------------------|---|
| | <p>Notes:</p> <ul style="list-style-type: none"> This does not affect the right of the developer to seek staged construction certificates. <p>Condition Reason: To ensure professional engineering details and technical specifications are provided.</p> |
| <p>D. 7.</p> | <p>Submission of a Site Waste Minimisation and Management Plan</p> <p>Before the issue of any construction certificate, a Site Waste Minimisation and Management Plan, prepared in accordance with Woollahra Development Control Plan 2015 Chapter E5 – Waste Management, is to be submitted to Council for approval.</p> <p>Notes:</p> <ul style="list-style-type: none"> The site waste minimisation and management is not listed under clause 73 of the Development Certification and Fire Safety Regulation as a matter that a Principal Certifier may certify. Hence, the Site Waste Minimisation and Management Plan must be referred to Council for its approval prior to the issue of any construction certificate for such works. It is estimated that building waste, including disposable materials, resulting from demolition, excavation, construction and renovation, accounts for almost 70% of landfill. Such waste is also a problem in the generation of dust and the pollution of stormwater. Council encourages the recycling of demolition and building materials. <p>Condition Reason: To ensure that the Waste Minimisation and Management Plan is assessed and approved by Council.</p> |
| <p>D. 8.</p> | <p>Stormwater Discharge to Existing Stormwater Drainage System</p> <p>Before the issue of any construction certificate, the applicant must submit, for approval by the Principal Certifier, detailed stormwater management plans prepared by a chartered professional civil engineer, which include the following:</p> <ol style="list-style-type: none"> The stormwater management plans must specify any components of the existing drainage system to be retained and certified to be in good condition and of adequate capacity to convey additional runoff and be replaced or upgraded if required. Detail the location of the existing stormwater drainage system including all pipes, inspection openings, surface drains, pits and their discharge location as well as any new stormwater drainage system. Detail any remedial works required to upgrade the existing stormwater drainage system. Internal stormwater drainage pipes and pits are to be designed for rainfall intensities up to and including the 1% AEP event if an unimpeded overland flow path to the street drainage system is not available. Design details and calculations must be included in the stormwater management plans. The discharge of stormwater from the site to the street kerb located within the frontage of the site. Only one stormwater outlet with a maximum discharge rate of 20 l/s in the 1% AEP storm event will be permitted. Full supporting calculations must be included in the stormwater management plans. The stormwater outlet pipe across the Council's property must have a minimum grade of 1% to comply with Council's DCP and AS3500.3. All below ground structures are to be fully tanked or appropriately designed such that subsoil drainage/seepage water is NOT discharged to the kerb and gutter to comply with Chapter E2.2.5 of Council's DCP. Notation to this requirement must be clearly depicted on the drawings. |

- g) Dimensions of all drainage pit and access grates must comply with AS3500.3 and Council's DCP.
- h) Interceptor drain(s) at the site boundary to prevent stormwater flows from the site crossing the footpath; and General compliance with the Woollahra DCP 2015 Chapter E2 – Stormwater and Flood Risk Management.
- i) General compliance with the Woollahra DCP 2015 Chapter E2 – Stormwater and Flood Risk Management.

The Stormwater Management Plan must also include the following specific requirements:

Layout plan

A detailed drainage plan at a scale of 1:100 based on drainage calculations prepared in accordance with the Australian Government publication, Australian Rainfall and Run-off, 2019 edition or most current version thereof. It must include:

- a) All pipe layouts, dimensions, grades, lengths and material specification.
- b) Location and dimensions of all downpipes.
- c) All invert levels reduced to Australian Height Datum (AHD).
- d) Location and dimensions of all drainage pits.
- e) Point and method of connection to Councils drainage infrastructure.
- f) Overland flow paths over impervious areas.

Where new Stormwater Drainage System crosses the footpath area within any road, separate approval under section 138 of the Roads Act 1993 must be obtained from Council for those works before the issue of any construction certificate.

All Stormwater Drainage System work within any road or public place must comply with Woollahra Municipal Council's Specification for Roadworks, Drainage and Miscellaneous Works (2012).

Notes:

- The collection, storage and use of rainwater is to be in accordance with Standards Australia HB230 "Rainwater Tank Design and Installation Handbook".

Condition Reason: To ensure that site stormwater is disposed of in a controlled and sustainable manner.

E. BEFORE BUILDING WORK COMMENCES

| | | |
|-----------|-----------|---|
| E. | 1. | <p>Compliance with Building Code of Australia and insurance requirements under the Home Building Act 1989</p> <p>Before any building work commences, and under section 4.17(11) of the Act, the following conditions are prescribed in relation to a development consent for development that involves any building work:</p> <ul style="list-style-type: none"> a) that the work must be carried out in accordance with the requirements of the Building Code of Australia, b) in the case of residential building work for which the Home Building Act 1989 requires there to be a contract of insurance in force in accordance with Part 6 of that Act, that such a contract of insurance is in force before any building work authorised to be carried out by the consent commences. <p>This condition does not apply:</p> |
|-----------|-----------|---|

| | |
|---------------------|---|
| | <p>a) to the extent to which an exemption is in force under the Home Building Regulation 2014, or b) to the erection of a temporary building.</p> <p>In this condition, a reference to the BCA is a reference to that code as in force on the date the application for the relevant Construction Certificate is made.</p> <p>Notes:</p> <ul style="list-style-type: none"> • This condition must be satisfied prior to commencement of any work in relation to the contract of insurance under the Home Building Act 1989. This condition also has effect during the carrying out of all building work with respect to compliance with the Building Code of Australia. • All new guttering is to comply with the provisions of AS3500. <p>Condition Reason: To ensure that works are carried out in accordance with the Building Code of Australia and any required contract of insurance is in force.</p> |
| <p>E. 2.</p> | <p>Erosion and Sediment Controls – Installation</p> <p>Before any building work commences, water pollution, erosion and sedimentation controls must be installed and maintained in accordance with:</p> <p>a) The Soil and Water Management Plan if required under this consent; b) “Do it Right On Site, Soil and Water Management for the Construction Industry” and accompanying factsheets published by the Southern Sydney Regional Organisation of Councils, and c) “Managing Urban Stormwater - Soils and Construction” 2004 published by the NSW Government (The Blue Book).</p> <p>Where there is any conflict The Blue Book takes precedence.</p> <p>Notes:</p> <ul style="list-style-type: none"> • The International Erosion Control Association – Australasia (www.austieca.com.au/) lists consultant experts who can assist in ensuring compliance with this condition. • Where Soil and Water Management Plan is required for larger projects it is recommended that this be produced by a member of the International Erosion Control Association – Australasia. • The “Do it Right On Site, Soil and Water Management for the Construction Industry” publication and the accompanying factsheets can be downloaded from www.woollahra.nsw.gov.au and The Blue Book is available at www.environment.nsw.gov.au • A failure to comply with this condition may result in penalty infringement notices, prosecution, notices and orders under the Act and/or the Protection of the Environment Operations Act 1997 without any further warning. It is a criminal offence to cause, permit or allow pollution. • Section 257 of the Protection of the Environment Operations Act 1997 provides inter alia that “the occupier of premises at or from which any pollution occurs is taken to have caused the pollution”. • Warning: Irrespective of this condition any person occupying the site may be subject to proceedings under the Protection of the Environment Operations Act 1997 where pollution is caused, permitted or allowed as the result of their occupation of the land being. <p>Condition Reason: To prevent potential water pollution and dust nuisance.</p> |

| | |
|-------|--|
| E. 3. | <p>Building - Construction Certificate, Appointment of Principal Certifier, Appointment of Principal Contractor and Notice of Commencement (Part 6, Division 6.3 of the Act)</p> <p>Building work must not commence, until:</p> <ol style="list-style-type: none"> a) A construction certificate for the building work has been issued by the consent authority, the Council (if the Council is not the consent authority) or an accredited Certifier, and b) The person having the benefit of the development consent has: <ul style="list-style-type: none"> • appointed a Principal Certifier for the building work, and • notified the Principal Certifier that the person will carry out the building work as an Owner-builder, if that is the case, and c) The Principal Certifier has, no later than 2 days before the building work commences: <ul style="list-style-type: none"> • notified the consent authority and the Council (if the Council is not the consent authority) of his or her appointment, and • notified the person having the benefit of the development consent of any critical stage inspections and other inspections that are to be carried out in respect of the building work, and d) The person having the benefit of the development consent, if not carrying out the work as an Owner-builder, has: <ul style="list-style-type: none"> • appointed a Principal Contractor for the building work who must be the holder of a contractor licence if any residential building work is involved, and • notified the Principal Certifier of any such appointment, and • unless that person is the Principal Contractor, notified the Principal Contractor of any critical stage inspections and other inspections that are to be carried out in respect of the building work, and • given at least 2 days' notice to the Council of the person's intention to commence the erection of the building. <p>Notes:</p> <ul style="list-style-type: none"> • Building has the same meaning as in section 1.4 of the Act and includes part of a building and any structure or part of a structure. • New building has the same meaning as in section 6.1 of the Act and includes an altered portion of, or an extension to, an existing building. • The commencement of demolition works associated with an altered portion of, or an extension to, an existing building is considered to be the commencement of building work requiring compliance with section 6.6(2) of the Act (including the need for a Construction Certificate) prior to any demolition work. See: <i>Over our Dead Body Society Inc v Byron Bay Community Association Inc</i> [2001] NSWLEC 125. • Construction Certificate Application, PC Service Agreement and Notice of Commencement forms can be downloaded from Council's website www.woollahra.nsw.gov.au • It is an offence for any person to carry out the erection of a building in breach of this condition and in breach of section 6.6(2) of the Act. • Under the Home Building Act 1989 any property owner who intends undertaking construction work to a dwelling house or dual occupancy to the value of \$12,000 or over must complete an approved education course and obtain an owner-builder permit from NSW Fair Trading. <p>Condition Reason: To ensure a construction certificate has been issued, a Principal Certifier is appointed, a Principal Contractor (if applicable) is appointed, and a notice of commencement has been submitted.</p> |
|-------|--|

F. DURING BUILDING WORK

| | |
|---------------------|---|
| <p>F. 1.</p> | <p>Compliance with BCA and Insurance Requirements under the Home Building Act 1989</p> <p>While site work is being carried out:</p> <p>a) work must be carried out in accordance with the requirements of the Building Code of Australia (BCA),</p> <p>b) in the case of residential building work for which the Home Building Act 1989 requires there to be a contract of insurance in force in accordance with Part 6 of that Act, that such a contract of insurance is in force before any building work authorised to be carried out by the consent commences.</p> <p>This condition does not apply:</p> <p>a) to the extent to which an exemption is in force under the Development Certification and Fire Safety Regulations, or</p> <p>b) to the erection of a temporary building.</p> <p>In this clause, a reference to the BCA is a reference to that Code as in force on the date the application for the relevant construction certificate is made.</p> <p>For the purposes of section 4.17(11) of the Act, the above condition is prescribed in relation to a development consent for development that involves any building work.</p> <p>Notes:</p> <ul style="list-style-type: none"> All new guttering is to comply with the provisions of AS 3500. <p>Condition Reason: To ensure compliance with the BCA and Home building Act 1989.</p> |
| <p>F. 2.</p> | <p>Requirement to Notify about New Evidence</p> <p>While site work is being carried out, any new information that comes to light, which has the potential to alter previous conclusions about site contamination, heritage significance, threatened species or other relevant matters must be immediately notified to Council and the Principal Certifier.</p> <p>Condition Reason: To ensure Council and the Principal Certifier are made aware of new information.</p> |
| <p>F. 3.</p> | <p>Critical Stage Inspections</p> <p>While site work is being carried out, critical stage inspections must be called for by the Principal Contractor or Owner-builder as required by the Principal Certifier, any PC service agreement, the Act, the Development Certification and Fire Safety Regulation, and the Regulation.</p> <p>Work must not proceed beyond each critical stage until the Principal Certifier is satisfied that work is proceeding in accordance with this consent, the construction certificate(s) and the Act.</p> <p>Critical stage inspections means the inspections prescribed by the Development Certification and Fire Safety Regulations, and Regulations for the purposes of section 6.5 of the Act or as required by the Principal Certifier and any PC Service Agreement.</p> |

| | |
|---------------------|--|
| | <p>Notes:</p> <ul style="list-style-type: none"> • The Principal Certifier may require inspections beyond mandatory critical stage inspections in order that the Principal Certifier be satisfied that work is proceeding in accordance with this consent. • The Principal Certifier may, in addition to inspections, require the submission of Compliance Certificates, survey reports or evidence of suitability in accordance with Part A2G2 of the BCA in relation to any matter relevant to the development. <p>Condition Reason: To ensure that building work progresses in accordance with the approved plans, conditions of consent, and requirements of the act.</p> |
| <p>F. 4.</p> | <p>Hours of Work –Amenity of the Neighbourhood</p> <p>While site work is being carried out:</p> <ol style="list-style-type: none"> No work must take place on any Sunday or public holiday. No work must take place before 7am or after 5pm any weekday. No work must take place before 7am or after 1pm any Saturday. The following work must not take place before 9am or after 4pm any weekday, or before 9am or after 1pm any Saturday or at any time on a Sunday or public holiday: <ol style="list-style-type: none"> piling, piering, rock or concrete cutting, boring or drilling, rock breaking, rock sawing, jack hammering, or machine excavation. No loading or unloading of material or equipment associated with the activities listed in part d) above must take place before 9am or after 4pm any weekday, or before 9am or after 1pm any Saturday or at any time on a Sunday or public holiday. No operation of any equipment associated with the activities listed in part d) above must take place before 9am or after 4pm any weekday, or before 9am or after 1pm any Saturday or at any time on a Sunday or public holiday. No rock excavation being cutting, boring, drilling, breaking, sawing , jack hammering or bulk excavation of rock, must occur without a 15 minute interval break within every hour. <p>Notes:</p> <ul style="list-style-type: none"> • The use of noise and vibration generating plant and equipment and vehicular traffic, including trucks in particular, significantly degrade the amenity of neighbourhoods and more onerous restrictions apply to these activities. This more invasive work generally occurs during the foundation and bulk excavation stages of development. If you are in doubt as to whether or not a particular activity is considered to be subject to the more onerous requirement (9am to 4pm weekdays and 9am to 1pm Saturdays) please consult with Council. • Each and every breach of this condition by any person may be subject to a separate penalty infringement notice or prosecution. • The delivery and removal of plant, equipment and machinery associated with wide loads subject to Transport for NSW and NSW Police restrictions on their movement outside the approved hours of work will be considered on a case by case basis. |

| | |
|---------------------|---|
| | <ul style="list-style-type: none"> • Compliance with these hours of work does not affect the rights of any person to seek a remedy to offensive noise as defined by the Protection of the Environment Operations Act 1997, the Protection of the Environment Operations (Noise Control) Regulation 2017. • NSW EPA Noise Guide is available at www.epa.nsw.gov.au/noise/nqlg.htm <p>Condition Reason: To mitigate the impact of work upon the amenity of the neighbourhood.</p> |
| <p>F. 5.</p> | <p>Public Footpaths – Safety, Access and Maintenance</p> <p>While site work is being carried out, any person acting with the benefit of this consent must:</p> <ol style="list-style-type: none"> Not erect or maintain any gate or fence that swings out, or encroaches upon the road or the footway. Not use the road or footway for the storage of any article, material, matter, waste or thing. Not use the road or footway for any work. Keep the road and footway in good repair free of any trip hazard or obstruction. Any damage caused to the road, footway, vehicular crossing, nature strip or any public place must be immediately made safe and then repaired, to the satisfaction of Council. Not stand any plant and equipment upon the road or footway. If it is proposed to locate any site fencing, hoardings, skip bins or other articles upon any part of the footpath, nature strip or any public place, or operate a crane, hoist or concrete pump on or over Council land, an application must be submitted to and approved by Council beforehand. Provide a clear safe pedestrian route a minimum of 1.5m wide. Protect heritage listed street name inlays located in the footpath, kerb and gutter, and any other structure, to ensure they are not removed or damaged during development. <p>This condition does not apply to the extent that a permit or approval exists under the section 148B of the Road Transport Act 2013, section 138 of the Roads Act 1993 or section 68 of the Local Government Act 1993 except that at all time compliance is required with:</p> <ol style="list-style-type: none"> Australian Standard AS 1742 (Set): Manual of uniform traffic control devices and all relevant parts of this set of standards. Australian Road Rules. <p>Notes:</p> <ul style="list-style-type: none"> • Section 148B of the Road Transport Act 2013 allows the NSW Police to close any road or road related area to traffic during any temporary obstruction or danger to traffic or for any temporary purpose. • Section 138 of the Roads Act 1993 provides that a person must not: <ul style="list-style-type: none"> - erect a structure or carry out a work in, on or over a public road, or - dig up or disturb the surface of a public road, or - remove or interfere with a structure, work or tree on a public road, or - pump water into a public road from any land adjoining the road, or - connect a road (whether public or private) to a classified road, or - otherwise than with the consent of the appropriate roads authority. • Section 68 of the Local Government Act 1993 provides that a person may carry out certain activities only with the prior approval of the Council including: <ul style="list-style-type: none"> - Part C Management of waste: |

| | |
|---------------------|---|
| | <ul style="list-style-type: none"> a) For fee or reward, transport waste over or under a public place b) Place waste in a public place c) Place a waste storage container in a public place. - Part E Public roads: <ul style="list-style-type: none"> a) Swing or hoist goods across or over any part of a public road by means of a lift, hoist or tackle projecting over the footway b) Expose or allow to be exposed (whether for sale or otherwise) any article in or on or so as to overhang any part of the road or outside a shop window or doorway abutting the road, or hang an article beneath an awning over the road. <p>Condition Reason: To ensure safe access is maintained to footpaths and roads during building works.</p> |
| <p>F. 6.</p> | <p>Maintenance of Environmental Controls</p> <p>While site work is being carried out, the following monitoring, measures and controls must be maintained:</p> <ul style="list-style-type: none"> a) erosion and sediment controls, b) dust controls, c) dewatering discharges, d) noise controls, e) vibration monitoring and controls, and f) ablutions. <p>Condition Reason: To ensure that environmental controls are maintained during building works to protect the public and surrounding environment.</p> |
| <p>F. 7.</p> | <p>Support of Adjoining Land and Buildings</p> <p>While site work is being carried out, a person must not do anything on or in relation to the site (the supporting land) that removes the support provided by the supporting land to any other land (the supported land) or building (the supported building).</p> <p>For the purposes of this condition, supporting land includes the natural surface of the site, the subsoil of the site, any water beneath the site, and any part of the site that has been reclaimed.</p> <p>Notes:</p> <ul style="list-style-type: none"> • This condition does not authorise any trespass or encroachment upon any adjoining or supported land or building whether private or public. Where any underpinning, shoring, soil anchoring (temporary or permanent) or the like is considered necessary upon any adjoining or supported land by any person the Principal Contractor or Owner-builder must obtain: <ul style="list-style-type: none"> - the consent of the owners of such adjoining or supported land to trespass or encroach, or - an access order under the Access to Neighbouring Land Act 2000, or - an easement under section 88K of the Conveyancing Act 1919, or - an easement under section 40 of the Land and Environment Court Act 1979 as appropriate. • Section 177 of the Conveyancing Act 1919 creates a statutory duty of care in relation to support of land. Accordingly, a person has a duty of care not to do anything on or in relation to land being developed (the supporting land) that removes the support provided by the supporting land to any other adjoining land (the supported land). |

| | |
|---------------------|--|
| | <ul style="list-style-type: none"> • Clause 17 of the Roads Regulation 2018 prohibits excavation in the vicinity of roads as follows: “Excavations adjacent to road - A person must not excavate land in the vicinity of a road if the excavation is capable of causing damage to the road (such as by way of subsidence) or to any work or structure on the road.” Separate approval is required under the Roads Act 1993 for any underpinning, shoring, soil anchoring (temporary) or the like within or under any road. Council will not give approval to permanent underpinning, shoring, soil anchoring within or under any road. • The encroachment of work or the like is a civil matter of trespass or encroachment and Council does not adjudicate or regulate such trespasses or encroachments except in relation to encroachments upon any road, public place, Crown land under Council’s care control or management, or any community or operational land as defined by the Local Government Act 1993. <p>Condition Reason: To ensure that the support of adjoining land is not removed.</p> |
| <p>F. 8.</p> | <p>Erosion and Sediment Controls – Maintenance</p> <p>While site work is being carried out, water pollution, erosion, and sedimentation controls must be maintained in accordance with:</p> <ol style="list-style-type: none"> a) the Soil and Water Management Plan required under this consent, b) “Do it Right On Site, Soil and Water Management for the Construction Industry” and the accompanying factsheets published by the Southern Sydney Regional Organisation of Councils, and c) “Managing Urban Stormwater - Soils and Construction” 2004 published by the NSW Government (The Blue Book). <p>Where there is any conflict The Blue Book takes precedence.</p> <p>Notes:</p> <ul style="list-style-type: none"> • A failure to comply with this condition may result in penalty infringement notices, prosecution, notices and orders under the Act and/or the Protection of the Environment Operations Act 1997 without any further warning. It is a criminal offence to cause, permit or allow pollution. • Section 257 of the Protection of the Environment Operations Act 1997 provides that “the occupier of premises at or from which any pollution occurs is taken to have caused the pollution”. • Warning: Irrespective of this condition any person occupying the site may be subject to proceedings under the Protection of the Environment Operations Act 1997 where pollution is caused, permitted or allowed as the result of the occupation of the land being developed whether or not they actually cause the pollution. <p>Condition Reason: To prevent potential water pollution and dust nuisance.</p> |
| <p>F. 9.</p> | <p>Disposal of Site Water During Construction</p> <p>While site work is being carried out:</p> <ol style="list-style-type: none"> a) Prior to pumping any water into the road or public stormwater system, approval must be obtained from Council under section 138(1)(d) of the Roads Act 1993. b) Water pollution, as defined by the Protection of the Environment Operations Act 1997, must not occur as the result of the discharge to the road, public stormwater system or other place of any site water. |

| | |
|----------------------|---|
| | <p>c) That stormwater from any roof or other impervious areas is linked, via temporary downpipes and stormwater pipes, to a Council approved stormwater disposal system immediately upon completion of the roof installation or work creating other impervious areas.</p> |
| | <p>Condition Reason: To ensure that adjoining and neighbouring land is not adversely affected by unreasonable overland flows of stormwater and that site water does not cause erosion and water pollution.</p> |
| <p>F. 10.</p> | <p>Check Surveys - boundary location, building location, building height, stormwater drainage system and flood protection measures relative to Australian Height Datum</p> <p>While site work is being carried out, a registered surveyor must carry out check surveys and provide survey certificates confirming the location of the building(s), ancillary works, flood protection works and the stormwater drainage system relative to the boundaries of the site and that the height of buildings, ancillary works, flood protection works and the stormwater drainage system relative to Australian Height Datum complies with this consent at the following critical stages.</p> <p>Work must not proceed beyond each of the following critical stages until compliance has been demonstrated to the Principal Certifier's satisfaction:</p> <ul style="list-style-type: none"> a) Upon the completion of foundation walls prior to the laying of any floor or the pouring of any floor slab and generally at damp proof course level. b) Upon the completion of formwork for floor slabs prior to the laying of any floor or the pouring of any concrete and generally at each storey. c) Upon the completion of formwork or framework for the roof(s) prior to the laying of any roofing or the pouring of any concrete roof. d) Upon the completion of formwork and steel fixing prior to pouring of any concrete for any ancillary structure, flood protection work, swimming pool or spa pool or the like. e) Upon the completion of formwork and steel fixing prior to pouring of any concrete for driveways showing transitions and crest thresholds confirming that driveway levels match Council approved driveway crossing levels and minimum flood levels. f) Stormwater drainage Systems are in place prior to back filling over pipes confirming location, height and capacity of works. g) Flood protection measures are in place confirming location, height and capacity. <p>Condition Reason: To ensure that development occurs in the location and at the height approved under this consent, which is critical to ensure that buildings are constructed to minimum heights for flood protection and maximum heights to protect views and the amenity of neighbours.</p> |
| <p>F. 11.</p> | <p>Placement and Use of Skip Bins</p> <p>While site work is being carried out, all waste storage containers, including but not limited to skip bins, must be stored within the site unless:</p> <ul style="list-style-type: none"> a) Activity Approval has been issued by Council under section 68 of the Local Government Act 1993 to place the waste storage container in a public place; and b) where located on the road it is located only in a positions where a vehicle may lawfully park in accordance with the Australian Road Rules. |

| | |
|----------------------|---|
| | <p>Notes:</p> <ul style="list-style-type: none"> Waste storage containers must not be located on the footpath without a site specific activity approval. Where such site specific activity approval is granted a 1.5m wide clear path of travel is maintained free of any trip hazards. <p>Condition Reason: To ensure waste storage containers are appropriately located.</p> |
| <p>F. 12.</p> | <p>Prohibition of Burning</p> <p>While site work is being carried out, there must be no burning of any waste or other materials. The burning of copper chrome arsenate (CCA) or pentachlorophenol (PCP) treated timber is prohibited in all parts of NSW. All burning is prohibited in the Woollahra local government area.</p> <p>Notes:</p> <ul style="list-style-type: none"> Under the Protection of the Environment Operations (Clean Air) Regulation 2021 all burning (including burning of vegetation and domestic waste) is prohibited except with approval. No approval is granted under this consent for any burning. <p>Condition Reason: To ensure no burning of waste occurs.</p> |
| <p>F. 13.</p> | <p>Dust Mitigation</p> <p>While site work is being carried out, dust mitigation must be implemented in accordance with “Dust Control - Do it right on site” and the accompanying facts sheets published by the Southern Sydney Regional Organisation of Councils.</p> <p>This generally requires:</p> <ol style="list-style-type: none"> Dust screens to all hoardings and site fences. All stockpiles or loose materials to be covered when not being used. All equipment, where capable, being fitted with dust catchers. All loose materials being placed bags before placing into waste or skip bins. All waste and skip bins being kept covered when not being filled or emptied. The surface of excavation work being kept wet to minimise dust. Landscaping incorporating trees, dense shrubs and grass being implemented as soon as practically possible to minimise dust. <p>Notes:</p> <ul style="list-style-type: none"> “Dust Control - Do it right on site” and the accompanying factsheets can be downloaded from Council’s website www.woollahra.nsw.gov.au Special precautions must be taken when removing asbestos or lead materials from development sites. Additional information can be obtained from www.safework.nsw.gov.au and www.epa.nsw.gov.au. Other specific conditions and advice may apply. Demolition and construction activities may affect local air quality and contribute to urban air pollution. The causes are dust, smoke and fumes coming from equipment or activities, and airborne chemicals when spraying for pest management. Precautions must be taken to prevent air pollution. <p>Condition Reason: To mitigate the impact of dust upon the amenity of the neighbourhood and prevent water pollution.</p> |

| | |
|----------------------|--|
| <p>F. 14.</p> | <p>Site Waste Minimisation and Management – Demolition</p> <p>While site work is being carried out, in order to maximise resource recovery and minimise residual waste from demolition activities:</p> <ol style="list-style-type: none"> a) the provisions of the Site Waste Minimisation and Management Plan (SWMMP) are to be implemented at all times during the course of the work, b) an area is to be allocated for the storage of materials for use, recycling and disposal (giving consideration to slope, drainage, location of waterways, stormwater outlets, vegetation and access and handling requirements), c) separate collection bins and/or areas for the storage of residual waste are to be provided, d) the purpose and content of the bins and/or storage areas are to be clearly ‘signposted’, e) measures to prevent damage by the elements, odour, health risks and windborne litter are to be implemented, and f) site disturbance must be minimised, and unnecessary excavation limited. <p>When implementing the SWMMP the Applicant must ensure:</p> <ol style="list-style-type: none"> a) footpaths, public reserves and street gutters are not used as places to store demolition waste or materials of any kind without Council approval, b) any material moved offsite is transported in accordance with the requirements of the Protection of the Environment Operations Act 1997, c) waste is only transported to a place that can lawfully be used as a waste facility, d) generation, storage, treatment and disposal of hazardous waste and special waste (including asbestos) is conducted in accordance with relevant waste legislation administered by the NSW Environment Protection Authority, and relevant occupational health and safety legislation administered by SafeWork NSW, and e) evidence such as weighbridge dockets and invoices for waste disposal or recycling services are retained. <p>Notes:</p> <ul style="list-style-type: none"> • Materials that have an existing reuse or recycling market must not be disposed of in a land fill. Reuse and recycling opportunities are decreased when asbestos is not carefully removed and segregated from other waste streams. <p>Condition Reason: To maximise resource recovery and minimise residual waste from demolition activities.</p> |
| <p>F. 15.</p> | <p>Site Waste Minimisation and Management – Construction</p> <p>While site work is being carried out, in order to maximise resource recovery and minimise residual waste from construction activities:</p> <ol style="list-style-type: none"> a) the provisions of the Site Waste Minimisation and Management Plan (SWMMP) are to be implemented at all times during the course of the work, b) deliveries of materials must be arranged so that materials are delivered ‘as needed’ to prevent the degradation of materials through weathering and moisture damage, c) consideration must be given to returning excess materials to the supplier or manufacturer, d) an area must be allocated for the storage of materials for use, recycling and disposal (considering slope, drainage, location of waterways, stormwater outlets and vegetation), e) the purpose and content of the storage areas must be clearly ‘signposted’, |

| | |
|----------------------|--|
| | <p>f) contractors must be arranged for the transport, processing and disposal of waste and recycling and all contractors must be aware of the legal requirements for disposing of waste,</p> <p>g) separate collection bins or areas for the storage of residual waste must be promoted,</p> <p>h) measures to prevent damage by the elements, odour and health risks, and windborne litter must be implemented,</p> <p>i) site disturbance must be minimised and unnecessary excavation limited,</p> <p>j) all waste must be transported to a place that can lawfully be used as a waste facility, and</p> <p>k) records demonstrating lawful disposal of waste must be retained and kept readily accessible for inspection by regulatory authorities such as Council, the NSW EPA or SafeWork NSW.</p> <p>Condition Reason: To maximise resource recovery and minimise residual waste from construction activities.</p> |
| <p>F. 16.</p> | <p>Asbestos Removal</p> <p>While site work is being carried out, all asbestos removal work must be carried out safely according to NSW work health and safety legislation.</p> <p>Where hazardous material, including bonded or friable asbestos has been identified in accordance with the conditions in Section B above, and such material must be demolished, disturbed and subsequently removed, all such works must comply with the following criteria:</p> <p>a) Be undertaken by contractors who hold a current SafeWork NSW “demolition licence” and a current SafeWork NSW “Class A licence” for friable asbestos removal.</p> <p>b) Be carried out in accordance with the relevant SafeWork NSW codes of practice.</p> <p>c) No asbestos products may be reused on the site.</p> <p>d) No asbestos laden skip or bins must be left in any public place.</p> <p>Notes:</p> <ul style="list-style-type: none"> • Before starting work, a work site-specific permit approving each asbestos project must be obtained from SafeWork NSW. A permit will not be granted without a current SafeWork licence. • All removal, repair or disturbance of or to asbestos material must comply with: <ul style="list-style-type: none"> - Work Health and Safety Act 2011, - Work Health and Safety Regulation 2017, - SafeWork NSW “Code of Practice: How to Safely Remove Asbestos” (2016), and - SafeWork NSW “Code of Practice: How to Manage and Control Asbestos in the Workplace” (2016). • For more information go to the SafeWork NSW website on asbestos www.safework.nsw.gov.au/health-and-safety/safety-topics-a-z/asbestos, and www.safework.nsw.gov.au/law-and-policy/legislation-and-codes/codes-of-practice or call 131 050 <p>Condition Reason: To ensure the safe removal of asbestos and protect the health and safety of persons working on the site and the public.</p> |

| | |
|---------------|--|
| F. 17. | Classification of Hazardous Waste |
| | While site work is being carried out, and prior to the exportation of hazardous waste (including hazardous fill or soil) from the site, the waste materials must be classified in accordance with the provision of the Protection of the Environment Operations Act 1997 and the NSW EPA Waste Classification Guidelines, Part1: Classifying Waste, 2014. |
| | Condition Reason: To ensure that where hazardous waste will be removed from a site an asbestos licensed contractor can definitively determine where the waste may be legally taken for disposal. |
| F. 18. | Disposal of Asbestos and Hazardous Waste |
| | While site work is being carried out, asbestos and hazardous waste, once classified in accordance with the hazardous waste classification condition must only be transported to waste facilities licensed to accept asbestos and appropriate classifications of hazardous waste. |
| | Condition Reason: To ensure that asbestos and other hazardous waste is disposed of lawfully under the Protection of the Environment Operations Act 1997 and relevant NSW EPA requirements. |
| F. 19. | Asbestos Removal Signage |
| | While site work is being carried out and when asbestos is being removed, standard commercially manufactured signs containing the words "DANGER ASBESTOS REMOVAL IN PROGRESS" measuring not less than 400mm x 300mm are to be erected in prominent visible positions on the site. |
| | Condition Reason: To ensure awareness of any hazard to the health and safety of persons working on the site and public. |
| F. 20. | Notification of Asbestos Removal |
| | While site work is being carried out, in addition to the requirements for licensed asbestos removalists to give written notice to SafeWork NSW, all adjoining properties and those opposite the development site must be notified in writing of the dates and times when asbestos removal is to be conducted. The notification is to identify the licensed asbestos removal contractor and include a contact person for the site together with telephone and facsimile numbers and email addresses. |
| | Condition Reason: To ensure that local residents are informed and have adequate contact details for incidents of asbestos removal. |

G. BEFORE ISSUE OF AN OCCUPATION CERTIFICATE

| | |
|---------------------|--|
| <p>G. 1.</p> | <p>Occupation Certificate (section 6.9 of the Act)</p> <p>A person must not commence occupation or use of the whole or any part of a new building (within the meaning of section 6.10 of the Act) unless an occupation certificate has been issued in relation to the building or part.</p> <p>Notes:</p> <ul style="list-style-type: none"> • New building includes an altered portion of, or an extension to, an existing building. <p>Condition Reason: To ensure the building is suitable to occupy.</p> |
| <p>G. 2.</p> | <p>Fulfilment of BASIX Commitments – Clause 44 of the Development Certification and Fire Safety Regulation</p> <p>Before the issue of any occupation certificate, all BASIX commitments must be effected in accordance with the BASIX certificate No. A1736315.</p> <p>Notes:</p> <ul style="list-style-type: none"> • Clause 44 of the Development Certification and Fire Safety Regulation applies to an occupation certificate if a relevant BASIX certificate requires a certifier to monitor fulfilment of a commitment listed in the certificate in relation to a building. The certifier must not issue an occupation certificate for the building unless the commitment has been fulfilled. <p>Condition Reason: To ensure that sustainable building commitments, to reduce water and energy consumption, are fulfilled prior to the occupation.</p> |
| <p>G. 3.</p> | <p>Landscaping</p> <p>Before the issue of any occupation certificate, the Principal Certifier and Council must be provided with a works-as-executed landscape plan and certification from a qualified landscape architect/designer, horticulturist and/or arborist as applicable to the effect that the landscaping and replacement/supplementary tree planting works comply with this consent.</p> <p>Condition Reason: To ensure that all landscaping work is completed prior to occupation.</p> |
| <p>G. 4.</p> | <p>Amenity Landscaping</p> <p>Before the issue of any occupation certificate, all approved amenity landscaping (screen planting, soil stabilisation planting, etc.) and replacement/supplementary tree planting must be installed in accordance with the approved plans and documents and any relevant conditions of consent.</p> <p>Condition Reason: To ensure that the environmental impacts of the development are mitigated by approved landscaping prior to the occupation of the development.</p> |
| <p>G. 5.</p> | <p>Removal of Ancillary Works and Structures</p> <p>Before the issue of any occupation certificate for the whole of the building, The following articles must be removed from the land and any adjoining public place:</p> |

| | |
|---------------------|--|
| | <p>a) the site sign, b) ablutions, c) hoarding, d) scaffolding, and e) waste materials, matter, article or thing.</p> <p>Condition Reason: To ensure that all ancillary matter is removed prior to occupation.</p> |
| <p>G. 6.</p> | <p>Commissioning and Certification of Systems and Works</p> <p>Before the issue of any occupation certificate, works-as-executed (WAE) plans prepared by a registered surveyor, compliance certificates, and evidence of suitability in accordance with Part A5G1 of the BCA confirming that the works, as executed and as detailed, comply with the requirement of this consent, the Act, the Regulations, any relevant construction certificate, the BCA and relevant Australian Standards must be submitted to the satisfaction of the Principal Certifier.</p> <p>Works-as-executed plans, compliance certificates, and evidence of suitability in accordance with Part A5G1 of the BCA must include, but may not be limited to:</p> <ul style="list-style-type: none"> a) Certification from the supervising professional engineer that the requirement of the Geotechnical/Hydrogeological conditions and report recommendations were implemented and satisfied during development work. b) All flood protection measures. c) All garage/car park/basement car park, driveways and access ramps comply with Australian Standard AS 2890.1: Off-Street car parking. d) All stormwater drainage and storage systems. e) All mechanical ventilation systems. f) All hydraulic systems. g) All structural work. h) All acoustic attenuation work. i) All waterproofing. j) Such further matters as the Principal Certifier may require. <p>Notes:</p> <ul style="list-style-type: none"> • The PC may require any number of WAE plans, certificates, or other evidence of suitability as necessary to confirm compliance with the Act, Regulation, development standards, BCA, and relevant Australia Standards. As a minimum WAE plans and certification is required for stormwater drainage and detention, mechanical ventilation work, hydraulic services (including but not limited to fire services). • The PC must submit to Council, with any occupation certificate, copies of WAE plans, compliance certificates and evidence of suitability in accordance with Part A5G1 of the BCA upon which the PC has relied in issuing any occupation certificate. <p>Condition Reason: To ensure that systems and works as completed meet development standards as defined by the Act, comply with the BCA, and this consent, and to ensure a public record of works as executed is maintained.</p> |

| G. 7. | <p>Arborists Documentation and Compliance Checklist – Prior to any occupation certificate</p> <p>Before the issue of any occupation certificate, the project arborist must provide written certification that all tree protection measures and construction techniques relevant to this consent have been implemented. Documentation for each site visit must include:</p> <ul style="list-style-type: none"> a) A record of the condition of trees to be retained prior to and throughout development. b) Recommended actions to improve site conditions and rectification of non-compliance. c) Recommendations for future works which may impact the trees. <p>All compliance certification documents must be kept on site by the site Supervisor.</p> <p>As a minimum the following intervals of site inspections must be made:</p> <table border="1" style="width: 100%; border-collapse: collapse;"> <thead> <tr> <th style="width: 50%; text-align: left;">Stage of arboricultural inspection and supervision</th> <th style="width: 50%; text-align: left;">Compliance documentation and photos must include</th> </tr> </thead> <tbody> <tr> <td>Prior to the issue of any occupation certificate</td> <td>Ensure all trees conditioned to be planted as part of this consent have been planted in accordance with the details prescribed in this consent.</td> </tr> </tbody> </table> <p>Inspections and compliance documentation must be made by an arborist with AQF Level 5 qualifications.</p> <p>Additional site visits must be made when required by site arborist and/or site foreman for ongoing monitoring/supervisory work.</p> <p>Condition Reason: To ensure that all tree protection measures and construction techniques relevant to this consent are implemented.</p> | Stage of arboricultural inspection and supervision | Compliance documentation and photos must include | Prior to the issue of any occupation certificate | Ensure all trees conditioned to be planted as part of this consent have been planted in accordance with the details prescribed in this consent. |
|--|--|--|--|--|---|
| Stage of arboricultural inspection and supervision | Compliance documentation and photos must include | | | | |
| Prior to the issue of any occupation certificate | Ensure all trees conditioned to be planted as part of this consent have been planted in accordance with the details prescribed in this consent. | | | | |

H. OCCUPATION AND ONGOING USE

| | |
|--------------|---|
| H. 1. | <p>Maintenance of BASIX Commitments</p> <p>During the occupation and ongoing use, all BASIX commitments must be maintained in accordance with the BASIX Certificate No. A1736315.</p> <p>This condition affects successors in title with the intent that environmental sustainability measures must be maintained for the life of development under this consent.</p> <p>Condition Reason: To ensure the approved environmental sustainability measures are maintained for the life of development.</p> |
| H. 2. | <p>Maintenance of Landscaping</p> <p>During the occupation and ongoing use, all landscaping must be maintained in general accordance with this consent.</p> <p>This condition does not prohibit the planting of additional trees or shrubs subject that they are native species endemic to the immediate locality.</p> |

| | |
|---------------------|--|
| | <p>Notes:</p> <ul style="list-style-type: none"> • This condition also acknowledges that development consent is not required to plant vegetation and that over time additional vegetation may be planted to replace vegetation or enhance the amenity of the locality. • Owners must have regard to the amenity impact of trees upon the site and neighbouring land. Further, drought proof vegetation being native species endemic to the immediate locality is encouraged. Suggested native species endemic to the immediate locality are listed in the brochure “Local Native Plants for Sydney’s Eastern Suburbs” published by Woollahra, Waverley, Randwick and Botany Bay Councils. <p>Condition Reason: To ensure that the landscaping design intent is not eroded over time by the removal of landscaping or inappropriate exotic planting.</p> |
| <p>H. 3.</p> | <p>Noise from Mechanical Plant and Equipment</p> <p>During the occupation and ongoing use, the noise level measured at any boundary of the site at any time while the mechanical plant and equipment is operating must not exceed the background noise level. Where noise sensitive receivers are located within the site, the noise level is measured from the nearest strata, stratum or community title land and must not exceed background noise level at any time.</p> <p>The background noise level is the underlying level present in the ambient noise, excluding the subject noise source, when extraneous noise is removed. For assessment purposes the background noise level is the LA90, 15 minute level measured by a sound level meter.</p> <p>Notes:</p> <ul style="list-style-type: none"> • Words in this condition have the same meaning as in the Noise Policy for Industry (2017) www.epa.nsw.gov.au/your-environment/noise/industrial-noise/noise-policy-for-industry-(2017) and Noise Guide for Local Government (2013) www.epa.nsw.gov.au/your-environment/noise/regulating-noise/noise-guide-local-government <p>Condition Reason: To protect the amenity of the neighbourhood.</p> |
| <p>H. 4.</p> | <p>Outdoor Lighting – Residential</p> <p>During the occupation and ongoing use, outdoor lighting must comply with AS/NZS 4282: Control of the obtrusive effects of outdoor lighting. The maximum luminous intensity from each luminaire and threshold limits must not exceed the level 1 control relevant under tables in AS/NZS 4282.</p> <p>Condition Reason: To protect the amenity of neighbours and limit the obtrusive effects of outdoor lighting.</p> |

SUBDIVISION WORK

I. BEFORE ISSUE OF A SUBDIVISION WORKS CERTIFICATE

Nil

J. BEFORE SUBDIVISION WORK COMMENCES

Nil

K. BEFORE ISSUE OF A SUBDIVISION CERTIFICATE

Nil

LAND SUBDIVISION

L. BEFORE ISSUE OF A SUBDIVISION CERTIFICATE

Nil

STRATA SUBDIVISION

M. BEFORE ISSUE OF A STRATA CERTIFICATE

Nil

Note: In accordance with the Woollahra Local Planning Panel Operational Procedures the votes are recorded on this planning matter.

For the Motion

Against the Motion

Graham Brown
Penelope Holloway
Lee Kosnetter
Malcolm Young

4/0

| | |
|------------------------------|--|
| ITEM No. | D3 |
| FILE No. | DA400/2023/2 |
| ADDRESS | 11 Collins Avenue, Rose Bay |
| PROPOSED MODIFICATION | Internal and external modifications to the approved alterations and additions, including installation of a lift and increase to approved building height |

Reasons for Decision

The Panel has undertaken a site inspection and reviewed the assessment report prepared by Council officers that addresses the relevant matters detailed in Section 4.15 of the Environmental Planning and Assessment Act 1979.

For the reasons generally in the assessment report, the Panel is satisfied that the application be modified.

Resolved: Pursuant to Section 4.16 of the Environmental Planning and Assessment Act 1979

THAT the Woollahra Local Planning Panel, exercising the functions of Council, grant development consent to Development Application No. 400/2023/2 for internal and external modifications to the approved alterations and additions, including installation of a lift and increase to approved building height, on land at 11 Collins Avenue Rose Bay, subject to the following conditions:

Modification Summary

| DA Application Number (PAN Number) | Determination Date | Modification Description |
|------------------------------------|--------------------|--|
| DA-439/2021/2 (PAN-285589) | 17/10/2024 | Addition of Condition A.3A Amendment of Conditions D.2, G.3 and H.1 |

ALL DEVELOPMENT TYPES

A. GENERAL CONDITIONS

| | |
|--------------|---|
| A. 1. | <p>Conditions</p> <p>Consent is granted subject to the following conditions imposed under section 4.16 of the Environmental Planning and Assessment Act 1979 (“the Act”), and the provisions of the Environmental Planning and Assessment Regulation 2021 (“the Regulations”) and the provisions of the Environmental Planning and Assessment (Development Certification and Fire Safety) Regulation 2021 (“the Development Certification and Fire Safety Regulations”), such conditions being reasonable and relevant to the development as assessed under section 4.15 of the Act.</p> <p>Notes:</p> <ul style="list-style-type: none"> • Failure to comply with this development consent and any condition of this consent is a criminal offence. Failure to comply with other environmental laws is also a criminal offence. • Where there is any breach Council may without any further warning: <ul style="list-style-type: none"> a) Issue Penalty Infringement Notices (On-the-spot fines); b) Issue notices and orders; c) Prosecute any person breaching this consent; and/or d) Seek injunctions/orders before the courts to restrain and remedy any breach. • Maximum penalties under NSW environmental laws include fines up to \$1.1 Million and/or custodial sentences for serious offences. • Should Council have to take any action to enforced compliance with this consent or other environmental laws Council’s policy is to seek from the Court appropriate orders requiring the payments of its costs beyond any penalty or remedy the Court may order. • This consent and this specific advice will be tendered to the Court when seeking costs orders from the Court where Council is successful in any necessary enforcement action. • The payment of environmental penalty infringement notices does not result in any criminal offence being recorded. If a penalty infringement notice is challenged in Court and the person is found guilty of the offence by the Court, subject to section 10 of the Crimes (Sentencing Procedure) Act 1999, a criminal conviction is recorded. The effect of a criminal conviction beyond any fine is serious. <p>Condition Reason: To ensure all parties are aware of the relevant legislation that applies to the development.</p> |
| A. 2. | <p>Definitions</p> <p>Unless specified otherwise, words have the same meaning as defined by the <i>Act</i>, the <i>Regulations</i>, the <i>Development Certification and Fire Safety Regulations</i> and the <i>Interpretation Act 1987</i> as in force at the date of consent.</p> <p>Applicant means the applicant for this consent.</p> <p>Approved Plans mean the plans endorsed by Council referenced by this consent as amended by conditions of this consent.</p> |

Local native plants means species of native plant endemic to Sydney’s eastern suburbs.

Owner-builder has the same meaning as in the *Home Building Act 1989*.

PC means the Principal Certifier under the *Act*.

Principal Contractor has the same meaning as in the *Act*, or where a Principal Contractor has not been appointed by the Owner of the land being developed Principal Contractor means the Owner of the land being developed.

Professional engineer has the same meaning as in the *BCA*.

Public place has the same meaning as in the *Local Government Act 1993*.

Road has the same meaning as in the *Roads Act 1993*.

SEE means the final version of the Statement of Environmental Effects lodged by the Applicant.

Site means the land being developed subject to this consent.

Site work means any work that is physically carried out on the land to which the development the subject of this development consent is to be carried out, including but not limited to building work, subdivision work, demolition work, clearing of vegetation or remediation work.

Woollahra LEP means *Woollahra Local Environmental Plan 2014*

Woollahra DCP means *Woollahra Development Control Plan 2015*

Work for the purposes of this consent means:

- the use of land in connection with development,
- the subdivision of land,
- the erection of a building,
- the carrying out of any work,
- the use of any site crane, machine, article, material, or thing,
- the storage of waste, materials, site crane, machine, article, material, or thing,
- the demolition of a building,
- the piling, piercing, cutting, boring, drilling, rock breaking, rock sawing or excavation of land,
- the delivery to or removal from the *site* of any machine, article, material, or thing, or
- the occupation of the *site* by any person unless authorised by an occupation certificate.

Condition Reason: To ensure all parties are aware of the relevant definitions.

A. 3. Approved Plans and Supporting Documents

Those with the benefit of this consent must carry out all work and maintain the use and works in accordance with both the architectural plans to which is affixed a Council stamp “Approved” and supporting documents listed below unless modified by any following condition.

Where the plans relate to alterations or additions only those works shown in colour or highlighted are approved.

| Reference | Description | Author | Date |
|---------------|---|--|------------|
| DA 004 Rev B | Site Plan | AC & Co | 30/01/2024 |
| DA 2001 Rev A | Proposed Ground Floor Plan | | 4/10/2023 |
| DA 2001 Rev B | Proposed First Floor Plan | | 30/01/2024 |
| DA 2003 Rev B | Proposed Second Floor Plan | | |
| DA 2004 Rev B | Proposed Roof Plan | | |
| DA 3001 Rev B | E01 West Elevations Existing and Proposed | | |
| DA 3002 Rev B | E02 North Elevations Existing and Proposed | | |
| DA 3003 Rev B | E03 East Elevations Existing and Proposed | | |
| DA 3004 Rev B | E04 South Elevations Existing and Proposed | | |
| DA 4001 Rev B | S01 Section 01 | | |
| AAL-13564_02 | BASIX Certificate | NSW Department of Planning and Environment | 30/01/2024 |
| | Site Waste Minimisation and Management Plan | Ac & Co | 5/10/2023 |

Notes:

- Warning to Principal Certifier – You must always insist on sighting the original Council stamped approved plans. You must not rely solely upon the plan reference numbers in this condition. Should the Applicant not be able to provide you with the original copy Council will provide you with access to its files so you may review our original copy of the approved plans.
- These plans and supporting documentation may be subject to conditions imposed under section 4.17(1)(g) of the Act modifying or amending the development.

Condition Reason: To ensure all parties are aware of the approved plans and supporting documentation that applies to the development.

A. 3A Approved Amended (section 4.55) Plans and Supporting Documents

Those acting upon or under this amended consent must carry out all work and maintain the use and works in accordance with the approved plans and supporting documents listed in the original consent, as amended by the amended architectural approved plans to which is affixed a Council stamp “Approved” and supporting documents as submitted by the Applicant listed below otherwise than modified by further condition(s).

Where the plans relate to amendments, alterations or additions only those works shown in colour or highlighted are approved.

| Reference | Description | Author | Date |
|---------------|--|---------|--------------|
| DA 004 Rev D | Site Plan | AC & Co | 5/06/2024 |
| DA 2001 Rev B | Proposed Ground Floor Plan | | (rev. B & C) |
| DA 2002 Rev C | Proposed First Floor Plan | | |
| DA 2003 Rev D | Proposed Second Floor Plan | | 2/10/2024 |
| DA 2004 Rev D | Proposed Roof Plan | | (rev..D) |
| DA 3001 Rev C | E01 West Elevations Existing and Proposed | | |
| DA 3002 Rev D | E02 North Elevations Existing and Proposed | | |

| | | | | |
|---|--|--|--|------------|
| | DA 3003 Rev D | E03 East Elevations Existing and Proposed | | |
| | DA 3004 Rev D | E04 South Elevations Existing and Proposed | | |
| | DA3005 Rev B | Schedule of External Finishes | | |
| | DA 4001 Rev D | S01 Section 01 | | |
| | AAL-13564_05 | BASIX Certificate | NSW Department of Planning and Environment | 02/10/2024 |
| <p>Notes:</p> <ul style="list-style-type: none"> These plans and supporting documentation may be subject to conditions imposed under section 4.17(1)(g) of the Act modifying or amending the development. | | | | |
| <p>Condition Reason: To ensure all parties are aware of the approved plans and supporting documentation that applies to the development.</p> <p><i>[Amended on 17/10/2024 under DA 400/2023/2 ((PAN-441854))]</i></p> | | | | |
| A. 4. | Ancillary Aspects of Development (section 4.17(2) of the Act) | | | |
| | <p>The Owner must procure the repair, replacement or rebuilding of all road pavement, kerb, gutter, footway, footpaths adjoining the site or damaged as a result of work under this consent or as a consequence of work under this consent. Such work must be undertaken to Council's satisfaction in accordance with Council's Specification for Roadworks, Drainage and Miscellaneous Works (2012) unless expressly provided otherwise by these conditions at the Owner's expense.</p> | | | |
| | <p>Notes:</p> <ul style="list-style-type: none"> This condition does not affect the Principal Contractor's or any sub-contractors obligations to protect and preserve public infrastructure from damage or affect their liability for any damage that occurs. | | | |
| | <p>Condition Reason: To ensure all parties are aware of works required to public infrastructure and to ensure payment for works.</p> | | | |

DEMOLITION WORK

B. BEFORE DEMOLITION WORK COMMENCES

| | |
|--------------|---|
| B. 1. | Construction Certificate Required Prior to Any Demolition |
| | <p>Where demolition is associated with an altered portion of, or an extension to an existing building the demolition of any part of a building is "commencement of erection of building" under section 6.6 of the Act.</p> <p>In such circumstance all conditions included at the following development stages of this consent must be satisfied prior to any demolition work:</p> <ul style="list-style-type: none"> Before issue of a construction certificate Before building work commences <p>This includes, but is not limited to, the issue of a Construction Certificate, appointment of a Principal Certifier, and Notice of Commencement under the Act.</p> |

| | |
|---------------------|--|
| | <p>Note:</p> <ul style="list-style-type: none"> • See Over our Dead Body Society Inc v Byron Bay Community Association Inc [2001] NSWLEC 125. <p>Condition Reason: To ensure appropriate conditions are complied with for development for the alteration and extension of an existing building.</p> |
| <p>B. 2.</p> | <p>Erosion and Sediment Controls – Installation</p> <p>Before any site work commences, water pollution, erosion and sedimentation controls must be installed and maintained in accordance with:</p> <p>a) “Do it Right On Site, Soil and Water Management for the Construction Industry” and accompanying factsheets published by the Southern Sydney Regional Organisation of Councils, and</p> <p>b) “Managing Urban Stormwater - Soils and Construction” 2004 published by the NSW Government (The Blue Book).</p> <p>Where there is any conflict The Blue Book takes precedence.</p> <p>Notes:</p> <ul style="list-style-type: none"> • The “Do it Right On Site, Soil and Water Management for the Construction Industry” publication and accompanying factsheets can be downloaded from www.woollahra.nsw.gov.au and The Blue Book is available at www.environment.nsw.gov.au • A failure to comply with this condition may result in penalty infringement notices, prosecution, notices and orders under the Act and/or the Protection of the Environment Operations Act 1997 without any further warning. It is a criminal offence to cause, permit or allow pollution. • Section 257 of the Protection of the Environment Operations Act 1997 provides inter alia that “the occupier of premises at or from which any pollution occurs is taken to have caused the pollution”. • Warning: Irrespective of this condition any person occupying the site may be subject to proceedings under the Protection of the Environment Operations Act 1997 where pollution is caused, permitted or allowed as the result of their occupation of the land being developed. <p>Condition Reason: To prevent potential water pollution and dust nuisance.</p> |
| <p>B. 3.</p> | <p>Identification of Hazardous Material</p> <p>Prior to any site works, and in accordance with Australian Standard AS2601: The Demolition of Structures, all hazardous substances located on the site must be identified, including asbestos, polychlorinated biphenyls (PCBs), lead paint, underground storage tanks, chemicals, etc.</p> <p>In this regard, prior to any site works, Council must be provided with a written report prepared by a suitably qualified competent person detailing:</p> <ul style="list-style-type: none"> • all hazardous materials identified on the site, • the specific location of all hazardous materials identified, • whether the hazardous materials are to be removed from the site as part of the works to be undertaken, and • safety measures to be put in place. <p>Condition Reason: To protect the health and safety of all persons while works are being undertaken and to ensure all safety measures have been identified and are in place to protect all parties in the immediate vicinity of the site.</p> |

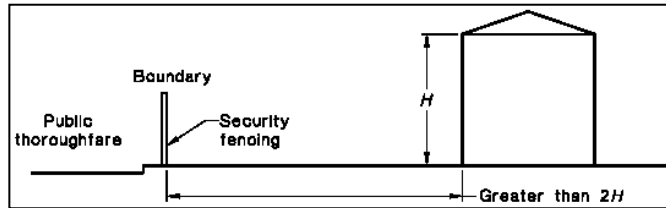
| B. 4. | <p>Public Road Assets Prior to Any Work/Demolition</p> <p>Prior to any site works, a full record of the condition of the public infrastructure on public land adjacent to the development site must be submitted to Council.</p> <p>The report must include photographs and/or CCTV footage showing the current condition and any existing damage fronting and adjoining the site to the:</p> <ul style="list-style-type: none"> • road pavement, • street signage including street lights, • kerb and gutter, • footway including pedestrian crossings, footpath, and driveways, • retaining walls, or other significant structures, • Heritage Items, including street name inlays, • utility service items including historical utility covers, and • drainage structures/pits/pipes (CCTV footage). <p>The reports are to be supplied in electronic format in Word and if applicable accompanied by CCTV footage. Photographs are to be in colour, digital and date stamped.</p> <p>If the required report is not submitted then Council will assume there was no damage to any infrastructure in the immediate vicinity of the site prior to the commencement of any site works under this consent.</p> <p>Condition Reason: To clarify the condition of the existing public infrastructure prior to the commencement of any site works.</p> | | | | | | | | | | | | | | | | | | | | |
|---|--|-------------|------------------|---------|------------------|---|--|--|--|---|----------|----|------|-------------------------------------|----------|----|-----|--------------------------------|--------------------|--|--|
| B. 5. | <p>Payment of Security and Fees</p> <p>Prior to any site works, the following security and fees must be paid in full:</p> <table border="1" style="width: 100%; border-collapse: collapse;"> <thead> <tr> <th style="text-align: left;">Description</th> <th style="text-align: left;">Amount</th> <th style="text-align: left;">Indexed</th> <th style="text-align: left;">Council Fee Code</th> </tr> </thead> <tbody> <tr> <td colspan="4">SECURITY under section 4.17(6) of the <i>Environmental Planning and Assessment Act 1979</i></td> </tr> <tr> <td>Property Damage Security Deposit -making good any damage caused to any property of the Council</td> <td style="text-align: right;">\$21,405</td> <td style="text-align: center;">No</td> <td style="text-align: center;">T115</td> </tr> <tr> <td>Security Deposit Administration Fee</td> <td style="text-align: right;">\$225.00</td> <td style="text-align: center;">No</td> <td style="text-align: center;">T16</td> </tr> <tr> <td>TOTAL SECURITY AND FEES</td> <td style="text-align: right;">\$21,630.00</td> <td></td> <td></td> </tr> </tbody> </table> <p>How must the payments be made? Payments must be made by:</p> <ul style="list-style-type: none"> • cash deposit with Council, • credit card payment with Council, or • bank cheque made payable to Woollahra Municipal Council. <p>The payment of a security may be made by a bank guarantee where:</p> <ul style="list-style-type: none"> • the guarantee is by an Australian bank for the amount of the total outstanding contribution, • the bank unconditionally agrees to pay the guaranteed sum to the Council on written request by Council on completion of the development or no earlier than 12 months from the provision of the guarantee whichever occurs first | Description | Amount | Indexed | Council Fee Code | SECURITY under section 4.17(6) of the <i>Environmental Planning and Assessment Act 1979</i> | | | | Property Damage Security Deposit -making good any damage caused to any property of the Council | \$21,405 | No | T115 | Security Deposit Administration Fee | \$225.00 | No | T16 | TOTAL SECURITY AND FEES | \$21,630.00 | | |
| Description | Amount | Indexed | Council Fee Code | | | | | | | | | | | | | | | | | | |
| SECURITY under section 4.17(6) of the <i>Environmental Planning and Assessment Act 1979</i> | | | | | | | | | | | | | | | | | | | | | |
| Property Damage Security Deposit -making good any damage caused to any property of the Council | \$21,405 | No | T115 | | | | | | | | | | | | | | | | | | |
| Security Deposit Administration Fee | \$225.00 | No | T16 | | | | | | | | | | | | | | | | | | |
| TOTAL SECURITY AND FEES | \$21,630.00 | | | | | | | | | | | | | | | | | | | | |

| | |
|---------------------|--|
| | <p>[NOTE: a time limited bank guarantee or a bank guarantee with an expiry date is not acceptable],</p> <ul style="list-style-type: none"> the bank agrees to pay the guaranteed sum without reference to the Applicant or landowner or other person who provided the guarantee and without regard to any dispute, controversy, issue or other matter relating to the development consent or the carrying out of development in accordance with the development consent, the bank guarantee is lodged with the Council prior to any site works being undertaken, and the bank's obligations are discharged when payment to the Council is made in accordance with the guarantee or when Council notifies the bank in writing that the guarantee is no longer required. <p>Notes:</p> <ul style="list-style-type: none"> An application must be made to Council by the person who paid the security for release of the securities held under section 4.17 of the Act. The securities will not be released until the Occupation Certificate has been lodged with Council, Council has inspected the site and Council is satisfied that the public works have been carried out to Council's requirements. Council may use part or all of the security to complete the works to its satisfaction if the works do not meet Council's requirements. Council will only release the security upon being satisfied that all damage or all works, the purpose for which the security has been held have been remedied or completed to Council's satisfaction as the case may be. Council may retain a portion of the security to remedy any defects in any such public work that arise within 6 months after the work is completed. Upon completion of each section of road, drainage and landscape work to Council's satisfaction, 90% of the bond monies held by Council for these works will be released upon application. 10% may be retained by Council for a further 6 month period and may be used by Council to repair or rectify any defects or temporary works during the 6 month period. The Refund of Security Bond Application form can be downloaded from www.woollahra.nsw.gov.au |
| | <p>Condition Reason: To ensure any relevant security and fees are paid.</p> |
| <p>B. 6.</p> | <p>Works (Construction) Zone – Approval and Implementation</p> <p>If the Construction Management Plan relies upon a Works Zone, before any site work commences, a Works Zone application must be made.</p> <p>If the works zone is approved, all fees for the Works Zone must be paid before it can be installed.</p> <p>All Works Zone signs must have been erected by Council to permit enforcement of the Works Zone by Council's Rangers and NSW Police before commencement of any site work. Signs are not erected until full payment of Works Zone fees is made.</p> <p>Notes:</p> <ul style="list-style-type: none"> A minimum of four to six weeks must be allowed (for routine applications) from the date of making an application to the Traffic Committee (Woollahra Local Traffic Committee) constituted under clause 20 of the Transport Administration (General) Regulation 2018 to exercise those functions delegated by Transport for New South Wales under section 31(3) of the Transport Administration Act 1988. The enforcement of the Works Zone is at the discretion of Council's Rangers and the NSW Police Service. Any breach of the Works Zone must be reported to either Council or the NSW Police Service. |

Condition Reason: To facilitate the efficient operation of construction projects and to minimise traffic disruption.

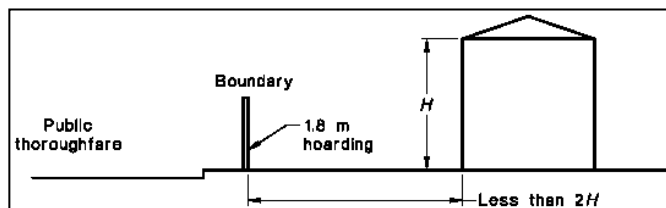
B. 7. Security Fencing, Hoarding (including 'Creative Hoardings') and Overhead Protection

Before any site work commences, security fencing must be provided around the perimeter of the development site, including any additional precautionary measures taken to prevent unauthorised entry to the site at all times during the demolition, excavation and construction period. Security fencing must be the equivalent 1.8m high chain wire as specified in AS 1725.



Type A Hoarding

Where the development site adjoins a public thoroughfare, the common boundary between them must be fenced for its full length with a hoarding, unless the least horizontal distance between the common boundary and the nearest parts of the structure is greater than twice the height of the structure. The hoarding must be constructed of solid materials (chain wire or the like is not acceptable) to a height of not less than 1.8m adjacent to the thoroughfare.



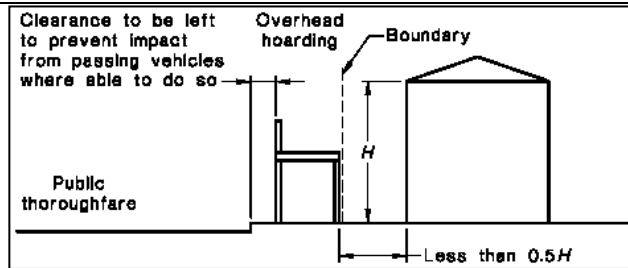
Type B Hoarding

Where a development site adjoins a public thoroughfare with a footpath alongside the common boundary then, in addition to the hoarding required above, the footpath must be covered by an overhead protective structure and the facing facade protected by heavy-duty scaffolding, unless either:

- a) the vertical height above footpath level of the structure being demolished is less than 4.0m; or
- b) the least horizontal distance between footpath and the nearest part of the structure is greater than half the height of the structure.

The overhead structure must consist of a horizontal platform of solid construction and vertical supports, and the platform must:

- a) extend from the common boundary to 200mm from the edge of the carriageway for the full length of the boundary,
- b) have a clear height above the footpath of not less than 2.1m,
- c) terminate 200mm from the edge of the carriageway (clearance to be left to prevent impact from passing vehicles) with a continuous solid upstand projecting not less than 0.5m above the platform surface, and
- d) together with its supports, be designed for a uniformly distributed live load of not less than 7 kPa.



The overhead protective structures must be installed and maintained in accordance with the NSW “Code of Practice - Overhead Protective Structures 1995”. This is code available at www.safework.nsw.gov.au/_data/assets/pdf_file/0008/52883/Overhead-protective-structures-Code-of-practice.pdf

All Hoardings

Security fencing, hoarding and overhead protective structure must not obstruct access to utilities services including but not limited to man holes, pits, stop valves, fire hydrants or the like.

Hoardings on Public Land including ‘Creative Hoardings’

All fees associated with the application and occupation and use of the road (footway) for required hoarding or overhead protection must be paid in full.

A creative hoarding (i.e. an approved artwork or historic image affixed to the hoarding) is required if the hoarding meets the criteria in Council’s Creative Hoardings Policy (adopted March 2020). The cost of printing and affixing the creative hoarding is the responsibility of the person with the benefit of this consent. The Creative Hoardings Policy can be downloaded from Council’s website www.woollahra.nsw.gov.au

Notes:

- A minimum of two (2) weeks from the date of making a hoarding application to determination must be allowed. Any approval for a hoarding or overhead protection under the Roads Act 1993 will be subject to its own conditions and fees.
- Council seeks to increase public art in the public domain by requiring artwork or historic images on hoardings located on public land. Under the Creative Hoardings Policy an application for a hoarding proposed on public land will require an approved artwork or historic image affixed to the hoarding if the hoarding meets the criteria in section 3 of the Policy:
 - A. Hoardings proposed on land zoned E1 Local Centre, or MU1 Mixed Use, or SP2 Infrastructure under Woollahra Local Environmental Plan 2014 AND erected for 8 weeks or more
OR
 - B. Hoardings proposed on land located along a State classified road (regardless of the zone) AND erected for 8 weeks or more
OR
 - C. Hoardings proposed in any other location than that referred to in A. and B. above AND erected for 12 weeks or more, except where:
 - 1. the capital investment value of the work to which the hoarding relates is less than \$1 million, or
 - 2. the land is zoned R2 Low Density Residential, or
 - 3. the land is zoned R3 Medium Density Residential and the hoarding is located in a lane or street that does not have through traffic (e.g. a cul-de-sac or no through road).
- Artwork and historic images for the hoardings are assessed and approved in accordance with the Creative Hoardings Policy. Details of the artwork or images proposed to be affixed to the hoardings must be submitted with Council’s form “Application for a permit to use a footpath for the erection of a hoarding/scaffolding”. The Creative Hoardings Policy can be downloaded from www.woollahra.nsw.gov.au

| | |
|---------------------|---|
| | <p>Condition Reason: To ensure public safety.</p> |
| <p>B. 8.</p> | <p>Site Signs</p> <p>Before any site work commences, the sign/s required by clauses 70 of the Regulation and 75 of the Development Certification and Fire Safety Regulation must be erected and maintained at all times.</p> <p>Clause 70 of the Regulation provides:</p> <p>Erection of signs</p> <ul style="list-style-type: none"> • For the purposes of section 4.17(11) of the Act, the requirements of subclauses (2) and (3) are prescribed as conditions of a development consent for development that involves any building work, subdivision work or demolition work. • A sign must be erected in a prominent position on any site on which building work, subdivision work or demolition work is being carried out: <ol style="list-style-type: none"> a) showing the name, address and telephone number of the principal certifier for the work, and b) showing the name of the principal contractor (if any) for any building work and a telephone number on which that person may be contacted outside working hours, and c) stating that unauthorised entry to the work site is prohibited. • Any such sign is to be maintained while the building work, subdivision work or demolition work is being carried out, but must be removed when the work has been completed. • This clause does not apply in relation to building work, subdivision work or demolition work that is carried out inside an existing building that does not affect the external walls of the building. • This clause does not apply in relation to Crown building work that is certified, in accordance with section 6.28 of the Act, to comply with the Building Code of Australia. <p>Clause 75 of the Development Certification and Fire Safety Regulation provides:</p> <p>Signs on development sites</p> <p>If there is a person who is the Principal Certifier or the Principal Contractor for any building work, subdivision work or demolition work authorised to be carried out on a site by a development consent or complying development certificate:</p> <ul style="list-style-type: none"> • Each such person MUST ensure that a rigid and durable sign showing the person’s identifying particulars so that they can be read easily by anyone in any public road or other public place adjacent to the site is erected in a prominent position on the site before the commencement of work, and is maintained on the site at all times while this clause applies until the work has been carried out. <p>Notes:</p> <ul style="list-style-type: none"> • Clause 75 of the Development Certification and Fire Safety Regulations imposes a maximum penalty of 55 penalty units if these requirements are not complied with. • If Council is appointed as the Principal Certifier it will provide the sign to the Principal Contractor or Owner-builder who must ensure that the sign is erected and maintained as required by clause 70 of the Regulation and clause 75 of the Development Certification and Fire Safety Regulation. <p>Condition Reason: To ensure that contact details for the principal certifier and principal contractor are provided on a sign at the development site.</p> |

| | |
|----------------------|--|
| <p>B. 9.</p> | <p>Toilet Facilities</p> <p>Before any site work commences, toilet facilities are to be provided, at or in the vicinity of the work site on which work involved in the erection or demolition of a building is being carried out, at the rate of one toilet for every 20 persons or part of 20 persons employed at the site.</p> <p>Each toilet provided:</p> <ol style="list-style-type: none"> a) must be a standard flushing toilet, and b) must be connected to a public sewer, or c) if connection to a public sewer is not practicable, to an accredited sewage management facility approved by the Council, or d) if connection to a public sewer or an accredited sewage management facility is not practicable, to some other sewage management facility approved by the Council. <p>The provision of toilet facilities in accordance with this condition must be completed before any other work is commenced.</p> <p>Notes:</p> <ul style="list-style-type: none"> • In this condition ‘sewage management facility’ and ‘public sewer’ are as defined by clause 25 of the Local Government (Approvals) Regulation 1999. • This condition does not set aside the requirement to comply with SafeWork NSW requirements. <p>Condition Reason: To ensure toilet facilities are provided for workers at the work site.</p> |
| <p>B. 10.</p> | <p>Establishment of Boundary Location, Building Location and Datum</p> <p>Before any site work commences, a surveyor registered under the Surveying and Spatial Information Act 2002 must:</p> <ol style="list-style-type: none"> a) set out the boundaries of the site by permanent marks (including permanent recovery points), b) set out the location and level of foundation excavations, footings, walls and slabs by permanent marks, pegs or profiles relative to the boundaries of the land and relative to Australian Height Datum (AHD) in compliance with the approved plans, c) establish a permanent datum point (bench mark) within the boundaries of the site relative to AHD, and d) provide a copy of a survey report, prepared by the registered surveyor, detailing the title boundaries, pegs/profiles, recovery points and bench mark locations as established under this condition to the Principal Certifier. <p>Notes:</p> <ul style="list-style-type: none"> • Where there is any discrepancy between the approved development consent and the Construction Certificate, especially in relation to the height, location or external configuration of the building (but not limited to these issues) the site works must not proceed until the variations as shown are consistent with the consent. Failure to do so may result in a breach of development consent. • On larger developments, or where boundary redefinition is required, the placement of new State Survey Marks as permanent marks must be considered by the registered surveyor. <p>Condition Reason: To ensure that the boundary locations, building location, and a datum point is established by a surveyor.</p> |

| | |
|---------------|---|
| B. 11. | Compliance with Australian Standard for Demolition |
| | While site work is being carried out, the demolition of buildings and structures must comply with Australian Standard AS 2601—2001: The Demolition of Structures. |
| | Condition Reason To control the risks of demolition work. |

REMEDIATION WORK

C. ON COMPLETION OF REMEDIATION WORK

Nil

BUILDING WORK

D. BEFORE ISSUE OF A CONSTRUCTION CERTIFICATE

| | | | | |
|--------------|---|---|-------------------|-------------------------|
| D. 1. | Payment of Long Service Levy and S7.12 Contributions | | | |
| | Before the issue of any construction certificate, the original receipt(s) for the payment of all of the following levy and contributions must be provided to the Principal Certifier: | | | |
| | Description | Amount | Indexed | Council Fee Code |
| | LONG SERVICE LEVY under <i>Building and Construction Industry Long Service Payments Act 1986</i> | | | |
| | Long Service Levy www.longservice.nsw.gov.au/bci/levy/other-information/levy-calculator | Contact LSL Corporation or use online calculator | No | |
| | SECTION 7.12 DEVELOPMENT LEVY under Woollahra Section 7.12 Development Contributions Plan 2022 This plan may be inspected at Woollahra Council or downloaded at www.woollahra.nsw.gov.au | | | |
| | Development Levy (section 7.12) | \$7,449.75 + Index Amount | Yes, quarterly | T96 |
| | TOTAL CONTRIBUTIONS AND LEVIES | \$7,449.75 plus any relevant indexed amounts and long service levy | | |
| | Building and Construction Industry Long Service Payment The long service levy under section 34 of the Building and Construction Industry Long Service Payment Act 1986, must be paid and proof of payment provided to the Principal Certifier prior to the issue of any construction certificate. The levy can be paid directly to the Long Service Corporation or to Council. Further information can be obtained from the Long Service Corporation website www.longservice.nsw.gov.au or the Long Service Corporation on 131 441. | | | |
| | How must the payments be made? Payments must be made by: | | | |
| | <ul style="list-style-type: none"> • cash deposit with Council, • credit card payment with Council, or | | | |

- bank cheque made payable to Woollahra Municipal Council.

How will the section 7.12 levy (formerly known as 94A levy) be indexed?

To ensure that the value of the development levy is not eroded over time by increases in costs, the proposed cost of carrying out development (from which the development levy is calculated) will be indexed either annually or quarterly (see table above). Clause 2.12 of the Woollahra Section 7.12 Development Contributions Plan 2022 sets out the formula and index to be used in adjusting the levy.

Do you need HELP indexing the levy?

Please contact Council's Customer Service Team on 9391 7000. Failure to correctly calculate the adjusted development levy will delay the issue of any certificate issued under section 6.4 of the Act and could void any such certificate (e.g. construction certificate, subdivision certificate, or occupation certificate).

Deferred or periodic payment of section 7.12 levy (formerly known as 94A levy) under the Woollahra Section 7.12 Development Contributions Plan 2022

Where the Applicant makes a written request supported by reasons for payment of the section 7.12 levy other than as required by clause 2.9, the Council may accept deferred or periodic payment. The decision to accept a deferred or periodic payment is at the sole discretion of the Council, which will consider:

- the reasons given,
- whether any prejudice will be caused to the community deriving benefit from the public facilities,
- whether any prejudice will be caused to the efficacy and operation of the Plan, and
- whether the provision of public facilities in accordance with the adopted works schedule will be adversely affected.

Council may, as a condition of accepting deferred or periodic payment, require the provision of a bank guarantee where:

- the guarantee is by an Australian bank for the amount of the total outstanding contribution,
- the bank unconditionally and irrevocably agrees to pay the guaranteed sum to the Council on written request by Council prior to the issue of an occupation certificate,
- a time limited bank guarantee or a bank guarantee with an expiry date is not acceptable,
- the bank agrees to pay the guaranteed sum without recourse to the applicant or landowner or other person who provided the guarantee and without regard to any dispute, controversy, issue or other matter relating to the development consent or the carrying out of development in accordance with the development consent, and
- the bank's obligations are discharged when payment to the Council is made in accordance with the guarantee or when Council notifies the bank in writing that the guarantee is no longer required.

Any deferred or periodic payment of the section 7.12 levy will be adjusted in accordance with clause 2.12 of the Plan. The Applicant will be required to pay any charges associated with establishing or operating the bank guarantee. Council will not cancel the bank guarantee until the outstanding contribution as indexed and any accrued charges are paid.

| | |
|---------------------|--|
| | <p>Condition Reason: To ensure any relevant levy and contributions are paid.</p> |
| <p>D. 2.</p> | <p>BASIX Commitments</p> <p>Before the issue of any construction certificate, BASIX Certificate No. AAL-13564_05 must be submitted to the Principal Certifier with any application for a construction certificate.</p> <p>All commitments in the BASIX Certificate must be shown on the construction certificate plans and specifications prior to the issue of any construction certificate.</p> <p>Notes:</p> <ul style="list-style-type: none"> • Where there is any proposed change in the BASIX commitments the Applicant must submit a new BASIX Certificate to the Principal Certifier and Council. If any proposed change in the BASIX commitments are inconsistent with development consent (see: clauses 19 and 20 of the Development Certification and Fire Safety Regulation) the Applicant will be required to submit an amended development application to Council under section 4.55 of the Act. • Clause 19(1)(a) of the Development Certification and Fire Safety Regulation 2021 provides: a certifier must not issue a construction certificate for building work unless: the relevant building work plans and specifications include the matters required by a relevant BASIX certificate, if any. <p>Condition Reason: To ensure all commitments in the BASIX Certificate are incorporated into the development.</p> <p><i>[Amended on 17/10/2024 under DA 400/2023/2 ((PAN-441854))]</i></p> |
| <p>D. 3.</p> | <p>Erosion and Sediment Control Plan – Submission and Approval</p> <p>Before the issue of any construction certificate, an erosion and sediment control plan, prepared by a suitably qualified person in accordance with the following documents, must be submitted to the Principal Certifier. The erosion and sediment control plan must comply with:</p> <ol style="list-style-type: none"> a) “Do it Right On Site, Soil and Water Management for the Construction Industry” and the accompanying factsheets published by the Southern Sydney Regional Organisation of Councils; and b) “Managing Urban Stormwater - Soils and Construction” 2004 published by the NSW Government (The Blue Book). <p>Where there is any conflict The Blue Book takes precedence.</p> <p>The Principal Certifier must be satisfied that the erosion and sediment control plan complies with the publications above prior to issuing any construction certificate.</p> <p>Notes:</p> <ul style="list-style-type: none"> • The International Erosion Control Association – Australasia www.austieca.com.au lists consultant experts who can assist in ensuring compliance with this condition. Where erosion and sedimentation plans are required for larger projects it is recommended that expert consultants produce these plans. • The “Do it Right On Site, Soil and Water Management for the Construction Industry” publication and accompanying factsheets can be downloaded from www.woollahra.nsw.gov.au, and The Blue Book is available at www.environment.nsw.gov.au |

| | |
|--------------|---|
| | <ul style="list-style-type: none"> Under clause 73(2)(a)(v) of the Development Certification and Fire Safety Regulation an Accredited Certifier may be satisfied as to this matter. |
| | <p>Condition Reason: To prevent potential water pollution and dust nuisance.</p> |
| D. 4. | <p>Structural Adequacy of Existing Supporting Structures</p> |
| | <p>Before the issue of any construction certificate, a certificate from a professional structural engineer, certifying the adequacy of the existing supporting structure to support the additional loads proposed to be imposed by the development, must be provided to the Principal Certifier and submitted with the construction certificate application.</p> |
| | <p>Condition Reason: To ensure that the existing structure is able to support the additional loads proposed.</p> |
| D. 5. | <p>Professional Engineering Details</p> |
| | <p>Before the issue of any construction certificate, the construction certificate plans and specifications, required under clause 7 of the Development Certification and Fire Safety Regulation, must include detailed professional engineering plans and/or specifications for all structural, electrical, hydraulic, hydrogeological, geotechnical, mechanical and civil work complying with this consent, approved plans, and supporting documentation. Detailed professional engineering plans and/or specifications must be submitted to the Principal Certifier with the application for any construction certificate.</p> |
| | <p>Notes:</p> <ul style="list-style-type: none"> This does not affect the right of the developer to seek staged construction certificates. |
| | <p>Condition Reason: To ensure professional engineering details and technical specifications are provided.</p> |
| D. 6. | <p>Stormwater Discharge to Existing Stormwater Drainage System</p> |
| | <p>Before the issue of any construction certificate, the applicant must submit, for approval by the Principal Certifier, detailed stormwater management plans prepared by a chartered professional civil engineer, which include the following:</p> <ol style="list-style-type: none"> The stormwater management plans must specify any components of the existing drainage system to be retained and certified to be in good condition and of adequate capacity to convey additional runoff and be replaced or upgraded if required. Detail the location of the existing stormwater drainage system including all pipes, inspection openings, surface drains, pits and their discharge location as well as any new stormwater drainage system. Detail any remedial works required to upgrade the existing stormwater drainage system. Internal stormwater drainage pipes and pits are to be designed for rainfall intensities up to and including the 1% AEP event if an unimpeded overland flow path to the street drainage system is not available. Design details and calculations must be included in the stormwater management plans. |

- e) The discharge of stormwater from the site to the street kerb located within the frontage of the site. Only one stormwater outlet with a maximum discharge rate of 20 l/s in the 1% AEP storm event will be permitted. Full supporting calculations must be included in the stormwater management plans. The stormwater outlet pipe across the Council's property must have a minimum grade of 1% to comply with Council's DCP and AS3500.3.
- f) All below ground structures are to be fully tanked or appropriately designed such that subsoil drainage/seepage water is NOT discharged to the kerb and gutter to comply with Chapter E2.2.5 of Council's DCP. Notation to this requirement must be clearly depicted on the drawings.
- g) Dimensions of all drainage pit and access grates must comply with AS3500.3 and Council's DCP.
- h) Interceptor drain(s) at the site boundary to prevent stormwater flows from the site crossing the footpath; and General compliance with the Woollahra DCP 2015 Chapter E2 – Stormwater and Flood Risk Management.
- i) General compliance with the Woollahra DCP 2015 Chapter E2 – Stormwater and Flood Risk Management.

The Stormwater Management Plan must also include the following specific requirements:

Layout plan

A detailed drainage plan at a scale of 1:100 based on drainage calculations prepared in accordance with the Australian Government publication, Australian Rainfall and Run-off, 2019 edition or most current version thereof. It must include:

- a) All pipe layouts, dimensions, grades, lengths and material specification.
- b) Location and dimensions of all downpipes.
- c) All invert levels reduced to Australian Height Datum (AHD).
- d) Location and dimensions of all drainage pits.
- e) Point and method of connection to Councils drainage infrastructure.
- f) Overland flow paths over impervious areas.

Where new Stormwater Drainage System crosses the footpath area within any road, separate approval under section 138 of the Roads Act 1993 must be obtained from Council for those works before the issue of any construction certificate.

All Stormwater Drainage System work within any road or public place must comply with Woollahra Municipal Council's Specification for Roadworks, Drainage and Miscellaneous Works (2012).

Notes:

- The collection, storage and use of rainwater is to be in accordance with Standards Australia HB230 "Rainwater Tank Design and Installation Handbook".

Condition Reason: To ensure that site stormwater is disposed of in a controlled and sustainable manner.

E. BEFORE BUILDING WORK COMMENCES

| | |
|---------------------|--|
| <p>E. 1.</p> | <p>Compliance with Building Code of Australia and insurance requirements under the Home Building Act 1989</p> <p>Before any building work commences, and under section 4.17(11) of the Act, the following conditions are prescribed in relation to a development consent for development that involves any building work:</p> <ol style="list-style-type: none"> a) that the work must be carried out in accordance with the requirements of the Building Code of Australia, b) in the case of residential building work for which the Home Building Act 1989 requires there to be a contract of insurance in force in accordance with Part 6 of that Act, that such a contract of insurance is in force before any building work authorised to be carried out by the consent commences. <p>This condition does not apply:</p> <ol style="list-style-type: none"> a) to the extent to which an exemption is in force under the Home Building Regulation 2014, or b) to the erection of a temporary building. <p>In this condition, a reference to the BCA is a reference to that code as in force on the date the application for the relevant Construction Certificate is made.</p> <p>Notes:</p> <ul style="list-style-type: none"> • This condition must be satisfied prior to commencement of any work in relation to the contract of insurance under the Home Building Act 1989. This condition also has effect during the carrying out of all building work with respect to compliance with the Building Code of Australia. • All new guttering is to comply with the provisions of AS3500. <p>Condition Reason: To ensure that works are carried out in accordance with the Building Code of Australia and any required contract of insurance is in force.</p> |
| <p>E. 2.</p> | <p>Erosion and Sediment Controls – Installation</p> <p>Before any building work commences, water pollution, erosion and sedimentation controls must be installed and maintained in accordance with:</p> <ol style="list-style-type: none"> a) The Soil and Water Management Plan if required under this consent; b) “Do it Right On Site, Soil and Water Management for the Construction Industry” and accompanying factsheets published by the Southern Sydney Regional Organisation of Councils, and c) “Managing Urban Stormwater - Soils and Construction” 2004 published by the NSW Government (The Blue Book). <p>Where there is any conflict The Blue Book takes precedence.</p> <p>Notes:</p> <ul style="list-style-type: none"> • The International Erosion Control Association – Australasia (www.austieca.com.au/) lists consultant experts who can assist in ensuring compliance with this condition. • Where Soil and Water Management Plan is required for larger projects it is recommended that this be produced by a member of the International Erosion Control Association – Australasia. • The “Do it Right On Site, Soil and Water Management for the Construction Industry” publication and the accompanying factsheets can be downloaded from www.woollahra.nsw.gov.au and The Blue Book is available at www.environment.nsw.gov.au |

| | |
|---------------------|---|
| | <ul style="list-style-type: none"> • A failure to comply with this condition may result in penalty infringement notices, prosecution, notices and orders under the Act and/or the Protection of the Environment Operations Act 1997 without any further warning. It is a criminal offence to cause, permit or allow pollution. • Section 257 of the Protection of the Environment Operations Act 1997 provides inter alia that “the occupier of premises at or from which any pollution occurs is taken to have caused the pollution”. • Warning: Irrespective of this condition any person occupying the site may be subject to proceedings under the Protection of the Environment Operations Act 1997 where pollution is caused, permitted or allowed as the result of their occupation of the land being. <p>Condition Reason: To prevent potential water pollution and dust nuisance.</p> |
| <p>E. 3.</p> | <p>Building - Construction Certificate, Appointment of Principal Certifier, Appointment of Principal Contractor and Notice of Commencement (Part 6, Division 6.3 of the Act)</p> <p>Building work must not commence, until:</p> <ol style="list-style-type: none"> a) A construction certificate for the building work has been issued by the consent authority, the Council (if the Council is not the consent authority) or an accredited Certifier, and b) The person having the benefit of the development consent has: <ul style="list-style-type: none"> • appointed a Principal Certifier for the building work, and • notified the Principal Certifier that the person will carry out the building work as an Owner-builder, if that is the case, and c) The Principal Certifier has, no later than 2 days before the building work commences: <ul style="list-style-type: none"> • notified the consent authority and the Council (if the Council is not the consent authority) of his or her appointment, and • notified the person having the benefit of the development consent of any critical stage inspections and other inspections that are to be carried out in respect of the building work, and d) The person having the benefit of the development consent, if not carrying out the work as an Owner-builder, has: <ul style="list-style-type: none"> • appointed a Principal Contractor for the building work who must be the holder of a contractor licence if any residential building work is involved, and • notified the Principal Certifier of any such appointment, and • unless that person is the Principal Contractor, notified the Principal Contractor of any critical stage inspections and other inspections that are to be carried out in respect of the building work, and • given at least 2 days’ notice to the Council of the person’s intention to commence the erection of the building. <p>Notes:</p> <ul style="list-style-type: none"> • Building has the same meaning as in section 1.4 of the Act and includes part of a building and any structure or part of a structure. • New building has the same meaning as in section 6.1 of the Act and includes an altered portion of, or an extension to, an existing building. • The commencement of demolition works associated with an altered portion of, or an extension to, an existing building is considered to be the commencement of building work requiring compliance with section 6.6(2) of the Act (including the need for a Construction Certificate) prior to any demolition work. See: Over our Dead Body Society Inc v Byron Bay Community Association Inc [2001] NSWLEC 125. • Construction Certificate Application, PC Service Agreement and Notice of Commencement forms can be downloaded from Council’s website www.woollahra.nsw.gov.au |

| | |
|---------------------|--|
| | <ul style="list-style-type: none"> • It is an offence for any person to carry out the erection of a building in breach of this condition and in breach of section 6.6(2) of the Act. • Under the Home Building Act 1989 any property owner who intends undertaking construction work to a dwelling house or dual occupancy to the value of \$12,000 or over must complete an approved education course and obtain an owner-builder permit from NSW Fair Trading. <p>Condition Reason: To ensure a construction certificate has been issued, a Principal Certifier is appointed, a Principal Contractor (if applicable) is appointed, and a notice of commencement has been submitted.</p> |
| <p>E. 4.</p> | <p>Notification of Home Building Act 1989 requirements</p> <p>Residential building work within the meaning of the Home Building Act 1989 must not be carried out unless the Principal Certifier for the development to which the work relates (not being the Council) has given the Council written notice of the following information:</p> <p>a) In the case of work for which a Principal Contractor is required to be appointed:</p> <ul style="list-style-type: none"> • the name and licence number of the Principal Contractor, and • the name of the insurer by which the work is insured under Part 6 of that Act, <p>b) In the case of work to be done by an Owner-builder:</p> <ul style="list-style-type: none"> • the name of the Owner-builder, and • if the Owner-builder is required to hold an Owner-builder permit under that Act, the number of the Owner-builder permit. <p>If arrangements for doing the residential building work are changed while the work is in progress so that the information notified under subclause (2) becomes out of date, further work must not be carried out unless the Principal Certifier for the development to which the work relates (not being the Council) has given the Council written notice of the updated information.</p> <p>This clause does not apply in relation to Crown building work that is certified, in accordance with section 6.28 of the Act, to comply with the Building Code of Australia.</p> <p>For the purposes of section 4.17(11) of the Act, the requirements of this condition are prescribed as conditions of a development consent for development that involves any residential building work within the meaning of the Home Building Act 1989.</p> <p>Condition Reason: To ensure Council is notified of the Home Building Acts 1989 requirements.</p> |

F. DURING BUILDING WORK

| | |
|---------------------|--|
| <p>F. 1.</p> | <p>Compliance with BCA and Insurance Requirements under the Home Building Act 1989</p> <p>While site work is being carried out:</p> <p>a) work must be carried out in accordance with the requirements of the Building Code of Australia (BCA),</p> |
|---------------------|--|

| | |
|---------------------|---|
| | <p>b) in the case of residential building work for which the Home Building Act 1989 requires there to be a contract of insurance in force in accordance with Part 6 of that Act, that such a contract of insurance is in force before any building work authorised to be carried out by the consent commences.</p> <p>This condition does not apply:</p> <p>a) to the extent to which an exemption is in force under the Development Certification and Fire Safety Regulations, or</p> <p>b) to the erection of a temporary building.</p> <p>In this clause, a reference to the BCA is a reference to that Code as in force on the date the application for the relevant construction certificate is made.</p> <p>For the purposes of section 4.17(11) of the Act, the above condition is prescribed in relation to a development consent for development that involves any building work.</p> <p>Notes:</p> <ul style="list-style-type: none"> All new guttering is to comply with the provisions of AS 3500. <p>Condition Reason: To ensure compliance with the BCA and Home building Act 1989.</p> |
| <p>F. 2.</p> | <p>Requirement to Notify about New Evidence</p> <p>While site work is being carried out, any new information that comes to light, which has the potential to alter previous conclusions about site contamination, heritage significance, threatened species or other relevant matters must be immediately notified to Council and the Principal Certifier.</p> <p>Condition Reason: To ensure Council and the Principal Certifier are made aware of new information.</p> |
| <p>F. 3.</p> | <p>Critical Stage Inspections</p> <p>While site work is being carried out, critical stage inspections must be called for by the Principal Contractor or Owner-builder as required by the Principal Certifier, any PC service agreement, the Act, the Development Certification and Fire Safety Regulation, and the Regulation.</p> <p>Work must not proceed beyond each critical stage until the Principal Certifier is satisfied that work is proceeding in accordance with this consent, the construction certificate(s) and the Act.</p> <p>Critical stage inspections means the inspections prescribed by the Development Certification and Fire Safety Regulations, and Regulations for the purposes of section 6.5 of the Act or as required by the Principal Certifier and any PC Service Agreement.</p> <p>Notes:</p> <ul style="list-style-type: none"> The Principal Certifier may require inspections beyond mandatory critical stage inspections in order that the Principal Certifier be satisfied that work is proceeding in accordance with this consent. The Principal Certifier may, in addition to inspections, require the submission of Compliance Certificates, survey reports or evidence of suitability in accordance with Part A2G2 of the BCA in relation to any matter relevant to the development. |

| | |
|---------------------|---|
| | <p>Condition Reason: To ensure that building work progresses in accordance with the approved plans, conditions of consent, and requirements of the act.</p> |
| <p>F. 4.</p> | <p>Hours of Work –Amenity of the Neighbourhood</p> <hr/> <p>While site work is being carried out:</p> <ol style="list-style-type: none"> a) No work must take place on any Sunday or public holiday. b) No work must take place before 7am or after 5pm any weekday. c) No work must take place before 7am or after 1pm any Saturday. d) The following work must not take place before 9am or after 4pm any weekday, or before 9am or after 1pm any Saturday or at any time on a Sunday or public holiday: <ol style="list-style-type: none"> i. piling, ii. piercing, iii. rock or concrete cutting, boring or drilling, iv. rock breaking, v. rock sawing, vi. jack hammering, or vii. machine excavation. e) No loading or unloading of material or equipment associated with the activities listed in part d) above must take place before 9am or after 4pm any weekday, or before 9am or after 1pm any Saturday or at any time on a Sunday or public holiday. f) No operation of any equipment associated with the activities listed in part d) above must take place before 9am or after 4pm any weekday, or before 9am or after 1pm any Saturday or at any time on a Sunday or public holiday. g) No rock excavation being cutting, boring, drilling, breaking, sawing , jack hammering or bulk excavation of rock, must occur without a 15 minute interval break within every hour. <p>Notes:</p> <ul style="list-style-type: none"> • The use of noise and vibration generating plant and equipment and vehicular traffic, including trucks in particular, significantly degrade the amenity of neighbourhoods and more onerous restrictions apply to these activities. This more invasive work generally occurs during the foundation and bulk excavation stages of development. If you are in doubt as to whether or not a particular activity is considered to be subject to the more onerous requirement (9am to 4pm weekdays and 9am to 1pm Saturdays) please consult with Council. • Each and every breach of this condition by any person may be subject to a separate penalty infringement notice or prosecution. • The delivery and removal of plant, equipment and machinery associated with wide loads subject to Transport for NSW and NSW Police restrictions on their movement outside the approved hours of work will be considered on a case by case basis. • Compliance with these hours of work does not affect the rights of any person to seek a remedy to offensive noise as defined by the Protection of the Environment Operations Act 1997, the Protection of the Environment Operations (Noise Control) Regulation 2017. • NSW EPA Noise Guide is available at www.epa.nsw.gov.au/noise/nqlq.htm <hr/> <p>Condition Reason: To mitigate the impact of work upon the amenity of the neighbourhood.</p> |

| | |
|---------------------|--|
| <p>F. 5.</p> | <p>Public Footpaths – Safety, Access and Maintenance</p> <p>While site work is being carried out, any person acting with the benefit of this consent must:</p> <ul style="list-style-type: none">a) Not erect or maintain any gate or fence that swings out, or encroaches upon the road or the footway.b) Not use the road or footway for the storage of any article, material, matter, waste or thing.c) Not use the road or footway for any work.d) Keep the road and footway in good repair free of any trip hazard or obstruction.e) Any damage caused to the road, footway, vehicular crossing, nature strip or any public place must be immediately made safe and then repaired, to the satisfaction of Council.f) Not stand any plant and equipment upon the road or footway.g) If it is proposed to locate any site fencing, hoardings, skip bins or other articles upon any part of the footpath, nature strip or any public place, or operate a crane, hoist or concrete pump on or over Council land, an application must be submitted to and approved by Council beforehand.h) Provide a clear safe pedestrian route a minimum of 1.5m wide.i) Protect heritage listed street name inlays located in the footpath, kerb and gutter, and any other structure, to ensure they are not removed or damaged during development. <p>This condition does not apply to the extent that a permit or approval exists under the section 148B of the Road Transport Act 2013, section 138 of the Roads Act 1993 or section 68 of the Local Government Act 1993 except that at all time compliance is required with:</p> <ul style="list-style-type: none">a) Australian Standard AS 1742 (Set): Manual of uniform traffic control devices and all relevant parts of this set of standards.b) Australian Road Rules. <p>Notes:</p> <ul style="list-style-type: none">• Section 148B of the Road Transport Act 2013 allows the NSW Police to close any road or road related area to traffic during any temporary obstruction or danger to traffic or for any temporary purpose.• Section 138 of the Roads Act 1993 provides that a person must not:<ul style="list-style-type: none">- erect a structure or carry out a work in, on or over a public road, or- dig up or disturb the surface of a public road, or- remove or interfere with a structure, work or tree on a public road, or- pump water into a public road from any land adjoining the road, or- connect a road (whether public or private) to a classified road,- otherwise than with the consent of the appropriate roads authority.• Section 68 of the Local Government Act 1993 provides that a person may carry out certain activities only with the prior approval of the Council including:<ul style="list-style-type: none">- Part C Management of waste:<ul style="list-style-type: none">a) For fee or reward, transport waste over or under a public placeb) Place waste in a public placec) Place a waste storage container in a public place.- Part E Public roads:<ul style="list-style-type: none">a) Swing or hoist goods across or over any part of a public road by means of a lift, hoist or tackle projecting over the footwayb) Expose or allow to be exposed (whether for sale or otherwise) any article in or on or so as to overhang any part of the road or outside a shop window or doorway abutting the road, or hang an article beneath an awning over the road. |
|---------------------|--|

| | |
|--------------|---|
| | <p>Condition Reason: To ensure safe access is maintained to footpaths and roads during building works.</p> |
| F. 6. | <p>Tree Preservation</p> <p>While site work is being carried out, all persons must comply with Chapter E.3 – <i>Tree Management</i> of Council’s Development Control Plan (DCP) 2015, other than where varied by this consent. The DCP applies to any tree with a height greater than 5 metres or a diameter spread of branches greater than 3 metres.</p> <p>General Protection Requirements:</p> <ol style="list-style-type: none"> a) The tree protection measures must be maintained during all development work unless otherwise specified within these conditions of consent. b) Excavation must cease where tree roots with a diameter exceeding 50mm are exposed. The principal contractor must procure an inspection of the exposed tree roots by an arborist with a minimum AQF Level 5 qualification. Excavation must only recommence with the implementation of the recommendations of the arborist. c) Where there is damage to any part of a tree the principal contractor must procure an inspection of the tree by a qualified arborist immediately. The principal contractor must immediately implement treatment as directed by the arborist. The arborist is to supply a detailed report to the appointed certifier. <p>Trees must be pruned in accordance with Australian Standard AS 4373 “Pruning of Amenity Trees” and WorkCover NSW Code of Practice Amenity Tree Industry.</p> <p>Condition Reason: To protect trees during the carrying out of sitework.</p> |
| F. 7. | <p>Maintenance of Environmental Controls</p> <p>While site work is being carried out, the following monitoring, measures and controls must be maintained:</p> <ol style="list-style-type: none"> a) erosion and sediment controls, b) dust controls, c) dewatering discharges, d) noise controls, e) vibration monitoring and controls, and f) ablutions. <p>Condition Reason: To ensure that environmental controls are maintained during building works to protect the public and surrounding environment.</p> |
| F. 8. | <p>Support of Adjoining Land and Buildings</p> <p>While site work is being carried out, a person must not to do anything on or in relation to the site (the supporting land) that removes the support provided by the supporting land to any other land (the supported land) or building (the supported building).</p> <p>For the purposes of this condition, supporting land includes the natural surface of the site, the subsoil of the site, any water beneath the site, and any part of the site that has been reclaimed.</p> |

| | |
|---------------------|---|
| | <p>Notes:</p> <ul style="list-style-type: none"> • This condition does not authorise any trespass or encroachment upon any adjoining or supported land or building whether private or public. Where any underpinning, shoring, soil anchoring (temporary or permanent) or the like is considered necessary upon any adjoining or supported land by any person the Principal Contractor or Owner-builder must obtain: <ul style="list-style-type: none"> - the consent of the owners of such adjoining or supported land to trespass or encroach, or - an access order under the Access to Neighbouring Land Act 2000, or - an easement under section 88K of the Conveyancing Act 1919, or - an easement under section 40 of the Land and Environment Court Act 1979 as appropriate. • Section 177 of the Conveyancing Act 1919 creates a statutory duty of care in relation to support of land. Accordingly, a person has a duty of care not to do anything on or in relation to land being developed (the supporting land) that removes the support provided by the supporting land to any other adjoining land (the supported land). • Clause 17 of the Roads Regulation 2018 prohibits excavation in the vicinity of roads as follows: “Excavations adjacent to road - A person must not excavate land in the vicinity of a road if the excavation is capable of causing damage to the road (such as by way of subsidence) or to any work or structure on the road.” Separate approval is required under the Roads Act 1993 for any underpinning, shoring, soil anchoring (temporary) or the like within or under any road. Council will not give approval to permanent underpinning, shoring, soil anchoring within or under any road. • The encroachment of work or the like is a civil matter of trespass or encroachment and Council does not adjudicate or regulate such trespasses or encroachments except in relation to encroachments upon any road, public place, Crown land under Council’s care control or management, or any community or operational land as defined by the Local Government Act 1993. <p>Condition Reason: To ensure that the support of adjoining land is not removed.</p> |
| <p>F. 9.</p> | <p>Erosion and Sediment Controls – Maintenance</p> <p>While site work is being carried out, water pollution, erosion, and sedimentation controls must be maintained in accordance with:</p> <ol style="list-style-type: none"> a) the Soil and Water Management Plan required under this consent, b) “Do it Right On Site, Soil and Water Management for the Construction Industry” and the accompanying factsheets published by the Southern Sydney Regional Organisation of Councils, and c) “Managing Urban Stormwater - Soils and Construction” 2004 published by the NSW Government (The Blue Book). <p>Where there is any conflict The Blue Book takes precedence.</p> <p>Notes:</p> <ul style="list-style-type: none"> • A failure to comply with this condition may result in penalty infringement notices, prosecution, notices and orders under the Act and/or the Protection of the Environment Operations Act 1997 without any further warning. It is a criminal offence to cause, permit or allow pollution. • Section 257 of the Protection of the Environment Operations Act 1997 provides that “the occupier of premises at or from which any pollution occurs is taken to have caused the pollution”. • Warning: Irrespective of this condition any person occupying the site may be subject to proceedings under the Protection of the Environment Operations Act 1997 where pollution is caused, permitted or allowed as the result of the occupation of the land being developed whether or not they actually cause the pollution. |

| | |
|----------------------|---|
| | <p>Condition Reason: To prevent potential water pollution and dust nuisance.</p> |
| <p>F. 10.</p> | <p>Disposal of Site Water During Construction</p> <p>While site work is being carried out:</p> <ul style="list-style-type: none"> a) Prior to pumping any water into the road or public stormwater system, approval must be obtained from Council under section 138(1)(d) of the Roads Act 1993. b) Water pollution, as defined by the Protection of the Environment Operations Act 1997, must not occur as the result of the discharge to the road, public stormwater system or other place of any site water. c) That stormwater from any roof or other impervious areas is linked, via temporary downpipes and stormwater pipes, to a Council approved stormwater disposal system immediately upon completion of the roof installation or work creating other impervious areas. <p>Condition Reason: To ensure that adjoining and neighbouring land is not adversely affected by unreasonable overland flows of stormwater and that site water does not cause erosion and water pollution.</p> |
| <p>F. 11.</p> | <p>Check Surveys - boundary location, building location, building height, stormwater drainage system and flood protection measures relative to Australian Height Datum</p> <p>While site work is being carried out, a registered surveyor must carry out check surveys and provide survey certificates confirming the location of the building(s), ancillary works, flood protection works and the stormwater drainage system relative to the boundaries of the site and that the height of buildings, ancillary works, flood protection works and the stormwater drainage system relative to Australian Height Datum complies with this consent at the following critical stages.</p> <p>Work must not proceed beyond each of the following critical stages until compliance has been demonstrated to the Principal Certifier's satisfaction:</p> <ul style="list-style-type: none"> a) Upon the completion of foundation walls prior to the laying of any floor or the pouring of any floor slab and generally at damp proof course level. b) Upon the completion of formwork for floor slabs prior to the laying of any floor or the pouring of any concrete and generally at each storey. c) Upon the completion of formwork or framework for the roof(s) prior to the laying of any roofing or the pouring of any concrete roof. d) Upon the completion of formwork and steel fixing prior to pouring of any concrete for any ancillary structure, flood protection work, swimming pool or spa pool or the like. e) Upon the completion of formwork and steel fixing prior to pouring of any concrete for driveways showing transitions and crest thresholds confirming that driveway levels match Council approved driveway crossing levels and minimum flood levels. f) Stormwater drainage Systems are in place prior to back filling over pipes confirming location, height and capacity of works. g) Flood protection measures are in place confirming location, height and capacity. <p>Condition Reason: To ensure that development occurs in the location and at the height approved under this consent, which is critical to ensure that buildings are constructed to minimum heights for flood protection and maximum heights to protect views and the amenity of neighbours.</p> |

| | |
|----------------------|---|
| <p>F. 12.</p> | <p>Placement and Use of Skip Bins</p> <p>While site work is being carried out, all waste storage containers, including but not limited to skip bins, must be stored within the site unless:</p> <p>a) Activity Approval has been issued by Council under section 68 of the Local Government Act 1993 to place the waste storage container in a public place; and</p> <p>b) where located on the road it is located only in a positions where a vehicle may lawfully park in accordance with the Australian Road Rules.</p> <p>Notes:</p> <ul style="list-style-type: none"> Waste storage containers must not be located on the footpath without a site specific activity approval. Where such site specific activity approval is granted a 1.5m wide clear path of travel is maintained free of any trip hazards. <p>Condition Reason: To ensure waste storage containers are appropriately located.</p> |
| <p>F. 13.</p> | <p>Prohibition of Burning</p> <p>While site work is being carried out, there must be no burning of any waste or other materials. The burning of copper chrome arsenate (CCA) or pentachlorophenol (PCP) treated timber is prohibited in all parts of NSW. All burning is prohibited in the Woollahra local government area.</p> <p>Notes:</p> <ul style="list-style-type: none"> Under the Protection of the Environment Operations (Clean Air) Regulation 2021 all burning (including burning of vegetation and domestic waste) is prohibited except with approval. No approval is granted under this consent for any burning. <p>Condition Reason: To ensure no burning of waste occurs.</p> |
| <p>F. 14.</p> | <p>Dust Mitigation</p> <p>While site work is being carried out, dust mitigation must be implemented in accordance with “Dust Control - Do it right on site” and the accompanying facts sheets published by the Southern Sydney Regional Organisation of Councils.</p> <p>This generally requires:</p> <p>a) Dust screens to all hoardings and site fences.</p> <p>b) All stockpiles or loose materials to be covered when not being used.</p> <p>c) All equipment, where capable, being fitted with dust catchers.</p> <p>d) All loose materials being placed bags before placing into waste or skip bins.</p> <p>e) All waste and skip bins being kept covered when not being filled or emptied.</p> <p>f) The surface of excavation work being kept wet to minimise dust.</p> <p>g) Landscaping incorporating trees, dense shrubs and grass being implemented as soon as practically possible to minimise dust.</p> <p>Notes:</p> <ul style="list-style-type: none"> “Dust Control - Do it right on site” and the accompanying factsheets can be downloaded from Council’s website www.woollahra.nsw.gov.au Special precautions must be taken when removing asbestos or lead materials from development sites. Additional information can be obtained from www.safework.nsw.gov.au and www.epa.nsw.gov.au. Other specific conditions and advice may apply. |

| | |
|----------------------|---|
| | <ul style="list-style-type: none"> Demolition and construction activities may affect local air quality and contribute to urban air pollution. The causes are dust, smoke and fumes coming from equipment or activities, and airborne chemicals when spraying for pest management. Precautions must be taken to prevent air pollution. <p>Condition Reason: To mitigate the impact of dust upon the amenity of the neighbourhood and prevent water pollution.</p> |
| <p>F. 15.</p> | <p>Site Waste Minimisation and Management – Demolition</p> <p>While site work is being carried out, in order to maximise resource recovery and minimise residual waste from demolition activities:</p> <ol style="list-style-type: none"> the provisions of the Site Waste Minimisation and Management Plan (SWMMP) are to be implemented at all times during the course of the work, an area is to be allocated for the storage of materials for use, recycling and disposal (giving consideration to slope, drainage, location of waterways, stormwater outlets, vegetation and access and handling requirements), separate collection bins and/or areas for the storage of residual waste are to be provided, the purpose and content of the bins and/or storage areas are to be clearly ‘signposted’, measures to prevent damage by the elements, odour, health risks and windborne litter are to be implemented, and site disturbance must be minimised, and unnecessary excavation limited. <p>When implementing the SWMMP the Applicant must ensure:</p> <ol style="list-style-type: none"> footpaths, public reserves and street gutters are not used as places to store demolition waste or materials of any kind without Council approval, any material moved offsite is transported in accordance with the requirements of the Protection of the Environment Operations Act 1997, waste is only transported to a place that can lawfully be used as a waste facility, generation, storage, treatment and disposal of hazardous waste and special waste (including asbestos) is conducted in accordance with relevant waste legislation administered by the NSW Environment Protection Authority, and relevant occupational health and safety legislation administered by SafeWork NSW, and evidence such as weighbridge dockets and invoices for waste disposal or recycling services are retained. <p>Notes:</p> <ul style="list-style-type: none"> Materials that have an existing reuse or recycling market must not be disposed of in a land fill. Reuse and recycling opportunities are decreased when asbestos is not carefully removed and segregated from other waste streams. <p>Condition Reason: To maximise resource recovery and minimise residual waste from demolition activities.</p> |
| <p>F. 16.</p> | <p>Site Waste Minimisation and Management – Construction</p> <p>While site work is being carried out, in order to maximise resource recovery and minimise residual waste from construction activities:</p> <ol style="list-style-type: none"> the provisions of the Site Waste Minimisation and Management Plan (SWMMP) are to be implemented at all times during the course of the work, deliveries of materials must be arranged so that materials are delivered ‘as needed’ to prevent the degradation of materials through weathering and moisture damage, |

| | |
|----------------------|--|
| | <p>c) consideration must be given to returning excess materials to the supplier or manufacturer,</p> <p>d) an area must be allocated for the storage of materials for use, recycling and disposal (considering slope, drainage, location of waterways, stormwater outlets and vegetation),</p> <p>e) the purpose and content of the storage areas must be clearly 'signposted',</p> <p>f) contractors must be arranged for the transport, processing and disposal of waste and recycling and all contractors must be aware of the legal requirements for disposing of waste,</p> <p>g) separate collection bins or areas for the storage of residual waste must be promoted,</p> <p>h) measures to prevent damage by the elements, odour and health risks, and windborne litter must be implemented,</p> <p>i) site disturbance must be minimised and unnecessary excavation limited,</p> <p>j) all waste must be transported to a place that can lawfully be used as a waste facility, and</p> <p>k) records demonstrating lawful disposal of waste must be retained and kept readily accessible for inspection by regulatory authorities such as Council, the NSW EPA or SafeWork NSW.</p> <p>Condition Reason: To maximise resource recovery and minimise residual waste from construction activities.</p> |
| <p>F. 17.</p> | <p>Asbestos Removal</p> <p>While site work is being carried out, all asbestos removal work must be carried out safely according to NSW work health and safety legislation.</p> <p>Where hazardous material, including bonded or friable asbestos has been identified in accordance with the conditions in Section B above, and such material must be demolished, disturbed and subsequently removed, all such works must comply with the following criteria:</p> <p>a) Be undertaken by contractors who hold a current SafeWork NSW "demolition licence" and a current SafeWork NSW "Class A licence" for friable asbestos removal.</p> <p>b) Be carried out in accordance with the relevant SafeWork NSW codes of practice.</p> <p>c) No asbestos products may be reused on the site.</p> <p>d) No asbestos laden skip or bins must be left in any public place.</p> <p>Notes:</p> <ul style="list-style-type: none"> • Before starting work, a work site-specific permit approving each asbestos project must be obtained from SafeWork NSW. A permit will not be granted without a current SafeWork licence. • All removal, repair or disturbance of or to asbestos material must comply with: <ul style="list-style-type: none"> - Work Health and Safety Act 2011, - Work Health and Safety Regulation 2017, - SafeWork NSW "Code of Practice: How to Safely Remove Asbestos" (2016), and - SafeWork NSW "Code of Practice: How to Manage and Control Asbestos in the Workplace" (2016). • For more information go to the SafeWork NSW website on asbestos www.safework.nsw.gov.au/health-and-safety/safety-topics-a-z/asbestos, and www.safework.nsw.gov.au/law-and-policy/legislation-and-codes/codes-of-practice or call 131 050 <p>Condition Reason: To ensure the safe removal of asbestos and protect the health and safety of persons working on the site and the public.</p> |

| | |
|---------------|---|
| F. 18. | Classification of Hazardous Waste |
| | While site work is being carried out, and prior to the exportation of hazardous waste (including hazardous fill or soil) from the site, the waste materials must be classified in accordance with the provision of the Protection of the Environment Operations Act 1997 and the NSW EPA Waste Classification Guidelines, Part1: Classifying Waste, 2014. |
| | Condition Reason: To ensure that where hazardous waste will be removed from a site an asbestos licensed contractor can definitively determine where the waste may be legally taken for disposal. |
| F. 19. | Disposal of Asbestos and Hazardous Waste |
| | While site work is being carried out, asbestos and hazardous waste, once classified in accordance with the hazardous waste classification condition must only be transported to waste facilities licensed to accept asbestos and appropriate classifications of hazardous waste. |
| | Condition Reason: To ensure that asbestos and other hazardous waste is disposed of lawfully under the Protection of the Environment Operations Act 1997 and relevant NSW EPA requirements. |
| F. 20. | Asbestos Removal Signage |
| | While site work is being carried out and when asbestos is being removed, standard commercially manufactured signs containing the words "DANGER ASBESTOS REMOVAL IN PROGRESS" measuring not less than 400mm x 300mm are to be erected in prominent visible positions on the site. |
| | Condition Reason: To ensure awareness of any hazard to the health and safety of persons working on the site and public. |
| F. 21. | Notification of Asbestos Removal |
| | While site work is being carried out, in addition to the requirements for licensed asbestos removalists to give written notice to SafeWork NSW, all adjoining properties and those opposite the development site must be notified in writing of the dates and times when asbestos removal is to be conducted. |
| | The notification is to identify the licensed asbestos removal contractor and include a contact person for the site together with telephone and facsimile numbers and email addresses. |
| | Condition Reason: To ensure that local residents are informed and have adequate contact details for incidents of asbestos removal. |

G. BEFORE ISSUE OF AN OCCUPATION CERTIFICATE

| | |
|--------------|---|
| G. 1. | Occupation Certificate (section 6.9 of the Act) |
| | A person must not commence occupation or use of the whole or any part of a new building (within the meaning of section 6.10 of the Act) unless an occupation certificate has been issued in relation to the building or part. |

| | |
|---------------------|--|
| | <p>Notes:</p> <ul style="list-style-type: none"> • New building includes an altered portion of, or an extension to, an existing building. <p>Condition Reason: To ensure the building is suitable to occupy.</p> |
| <p>G. 2.</p> | <p>Commissioning and Certification of Systems and Works</p> <p>Before the issue of any occupation certificate, works-as-executed (WAE) plans prepared by a registered surveyor, compliance certificates, and evidence of suitability in accordance with Part A5G1 of the BCA confirming that the works, as executed and as detailed, comply with the requirement of this consent, the Act, the Regulations, any relevant construction certificate, the BCA and relevant Australian Standards must be submitted to the satisfaction of the Principal Certifier.</p> <p>Works-as-executed plans, compliance certificates, and evidence of suitability in accordance with Part A5G1 of the BCA must include, but may not be limited to:</p> <ol style="list-style-type: none"> a) Certification from the supervising professional engineer that the requirement of the Geotechnical/Hydrogeological conditions and report recommendations were implemented and satisfied during development work. b) All flood protection measures. c) All garage/car park/basement car park, driveways and access ramps comply with Australian Standard AS 2890.1: Off-Street car parking. d) All stormwater drainage and storage systems. e) All mechanical ventilation systems. f) All hydraulic systems. g) All structural work. h) All acoustic attenuation work. i) All waterproofing. j) Such further matters as the Principal Certifier may require. <p>Notes:</p> <ul style="list-style-type: none"> • The PC may require any number of WAE plans, certificates, or other evidence of suitability as necessary to confirm compliance with the Act, Regulation, development standards, BCA, and relevant Australia Standards. As a minimum WAE plans and certification is required for stormwater drainage and detention, mechanical ventilation work, hydraulic services (including but not limited to fire services). • The PC must submit to Council, with any occupation certificate, copies of WAE plans, compliance certificates and evidence of suitability in accordance with Part A5G1 of the BCA upon which the PC has relied in issuing any occupation certificate. <p>Condition Reason: To ensure that systems and works as completed meet development standards as defined by the Act, comply with the BCA, and this consent, and to ensure a public record of works as executed is maintained.</p> |
| <p>G. 3.</p> | <p>Fulfilment of BASIX Commitments – Clause 44 of the Development Certification and Fire Safety Regulation</p> <p>Before the issue of any occupation certificate, all BASIX commitments must be effected in accordance with the BASIX certificate No. AAL-13564_05.</p> |

| | |
|--------------|---|
| | <p>Notes:</p> <ul style="list-style-type: none"> Clause 44 of the Development Certification and Fire Safety Regulation applies to an occupation certificate if a relevant BASIX certificate requires a certifier to monitor fulfilment of a commitment listed in the certificate in relation to a building. The certifier must not issue an occupation certificate for the building unless the commitment has been fulfilled. |
| | <p>Condition Reason: To ensure that sustainable building commitments, to reduce water and energy consumption, are fulfilled prior to the occupation.</p> <p><i>[Amended on 17/10/2024 under DA 400/2023/2 ((PAN-441854))]</i></p> |
| G. 4. | <p>Removal of Ancillary Works and Structures</p> <p>Before the issue of any occupation certificate for the whole of the building, The following articles must be removed from the land and any adjoining public place:</p> <ol style="list-style-type: none"> the site sign, ablutions, hoarding, scaffolding, and waste materials, matter, article or thing. |
| | <p>Condition Reason: To ensure that all ancillary matter is removed prior to occupation.</p> |

H. OCCUPATION AND ONGOING USE

| | |
|--------------|--|
| H. 1. | <p>Maintenance of BASIX Commitments</p> <p>During the occupation and ongoing use, all BASIX commitments must be maintained in accordance with the BASIX Certificate No. AAL-13564_05.</p> <p>This condition affects successors in title with the intent that environmental sustainability measures must be maintained for the life of development under this consent.</p> |
| | <p>Condition Reason: To ensure the approved environmental sustainability measures are maintained for the life of development.</p> <p><i>[Amended on 17/10/2024 under DA 400/2023/2 ((PAN-441854))]</i></p> |
| H. 2. | <p>Maintenance of Landscaping</p> <p>During the occupation and ongoing use, all landscaping must be maintained in general accordance with this consent.</p> <p>This condition does not prohibit the planting of additional trees or shrubs subject that they are native species endemic to the immediate locality.</p> |
| | <p>Notes:</p> <ul style="list-style-type: none"> This condition also acknowledges that development consent is not required to plant vegetation and that over time additional vegetation may be planted to replace vegetation or enhance the amenity of the locality. |

| | |
|--------------|--|
| | <ul style="list-style-type: none"> Owners must have regard to the amenity impact of trees upon the site and neighbouring land. Further, drought proof vegetation being native species endemic to the immediate locality is encouraged. Suggested native species endemic to the immediate locality are listed in the brochure “Local Native Plants for Sydney’s Eastern Suburbs” published by Woollahra, Waverley, Randwick and Botany Bay Councils. |
| | Condition Reason: To ensure that the landscaping design intent is not eroded over time by the removal of landscaping or inappropriate exotic planting. |
| H. 3. | Outdoor Lighting – Residential |
| | During the occupation and ongoing use, outdoor lighting must comply with AS/NZS 4282: Control of the obtrusive effects of outdoor lighting. The maximum luminous intensity from each luminare and threshold limits must not exceed the level 1 control relevant under tables in AS/NZS 4282. |
| | Condition Reason: To protect the amenity of neighbours and limit the obtrusive effects of outdoor lighting. |
| H. 4. | Outdoor Lighting – Roof Terraces |
| | During the occupation and ongoing use, outdoor lighting must comply with AS/NZS 4282: Control of the obtrusive effects of outdoor lighting. The maximum luminous intensity from each luminare and threshold limits must not exceed the level 1 control relevant under tables in AS/NZS 4282. |
| | All lighting to be installed on the roof terrace will be recessed lights or will be surface wall/balustrade mounted lights at a maximum height of 600mm above the finished floor level of the roof terrace. |
| | Notes: <ul style="list-style-type: none"> Council may consider, subject to an appropriate Section 4.55 Application, relaxation of this condition where it can be demonstrated, by expert report, that the level of lighting in the existing area already exceeds the above criteria, where physical shielding is present or physical shielding is reasonably possible. |
| | Condition Reason: To protect the amenity of neighbours and limit the obtrusive effects of outdoor lighting. |

SUBDIVISION WORK

I. BEFORE ISSUE OF A SUBDIVISION WORKS CERTIFICATE

Nil

J. BEFORE SUBDIVISION WORK COMMENCES

Nil

K. BEFORE ISSUE OF A SUBDIVISION CERTIFICATE

Nil

LAND SUBDIVISION

L. BEFORE ISSUE OF A SUBDIVISION CERTIFICATE

Nil

STRATA SUBDIVISION

M. BEFORE ISSUE OF A STRATA CERTIFICATE

Nil

Note: In accordance with the Woollahra Local Planning Panel Operational Procedures the votes are recorded on this planning matter.

For the Motion

Against the Motion

Graham Brown
Penelope Holloway
Lee Kosnetter
Malcolm Young

4/0

There being no further business the meeting concluded at 4.17pm.

We certify that the pages numbered 1 to 118 inclusive are the Minutes of the Woollahra Local Planning Panel (Electronic Meeting) Meeting held on 17 October 2024 and confirmed by all Panel members of the Woollahra Local Panel on 18 October 2024 as correct.

Chairperson

Secretary of Committee

Expert

Expert

Community Representative