




Woollahra Local Planning Panel (Electronic Meeting)

Thursday 16 May 2024
at the Conclusion of Site Inspections

Minutes



Woollahra Local Planning Panel (Electronic) Minutes

Thursday 16 May 2024

Table of Contents

Item	Subject	Pages
D1	DA36//2024/1 - 51 View Street Woollahra.....	4
D2	DA224/2023/1 - 46 Hopetoun Avenue Vaucluse.....	50
D3	DA173/2023/1 - 80 Sutherland Street Paddington	92
D4	DA262/2023/1 - 3 Lawson Street Paddington	95
D5	DA216/2021/3 - 142, 142A & 142B Bellevue Road Bellevue Hill.....	146

Woollahra Local Planning Panel (Electronic)

Minutes of the Meeting held on 16 May 2024

Present:	Graham Brown	(Chair)
	Philippa Frecklington	(Expert)
	Heather Warton	(Expert)
	Ronald Schaffer	(Community Representative)
Staff:	Nick Economou	(Manager Development Assessment)
	George Fotis	(Team Leader)
	Carolyn Nurmi	(Governance Officer)
	Thomas Wong	(Team Leader)

Note: The Panel was briefed by Council staff on each Item prior to the meeting.
The Panel then deliberated and voted on each Item in a confidential meeting.
The decisions are recorded in these Minutes.

Leave of Absence and Apologies

Nil

Late Correspondence

Late correspondence was submitted to the Panel in relation to items D1, D4 and D5

Declarations of Interest

Nil

ITEM No. D1
FILE No. DA36/2024/1
ADDRESS 51 View Street, Woollahra
PROPOSAL Alterations and additions to the existing dwelling

Note: Late correspondence was tabled by Vaughan Milligan.

Reasons for Decision

The Panel has undertaken a site inspection and considered late correspondence and reviewed the assessment report prepared by Council officers that addresses the relevant matters detailed in Section 4.15 of the Environmental Planning and Assessment Act 1979.

For the reasons generally in the assessment report, the Panel is satisfied that the application can be approved subject to the Conditions in the assessment report as amended by Condition Nos. A.5 b) (Correct typographical error) and D.1 e) (Fence Design).

The Panel considered the Late Correspondence from the applicant regarding the design of the rear fence specifically relating to the 80% transparency requirement. With the benefit of the site inspection, the Panel did not feel the need to impose the 80% transparency requirement, subject to lowering the fence to a maximum height of 1.8m at any point to respect the prevailing streetscape character.

Resolved: Pursuant to Section 4.16 of the Environmental Planning and Assessment Act 1979

THAT the Woollahra Local Planning Panel, exercising the functions of Council as the consent authority, is satisfied that the matters required to be addressed under Clause 4.6(4) of the Woollahra Local Environmental Plan 2014 have been demonstrated and that consent may be granted to the development application, which contravenes the floor space ratio development standard under Clause 4.4 of Woollahra LEP 2014. The Panel assumes the concurrence of the Secretary, Department of Planning and Environment.

AND

THAT the Woollahra Local Planning Panel, exercising the functions of Council, grant development consent to Development Application No. 36/2024/1 for alterations and additions to the existing dwelling on land at 51 View Street Woollahra, subject to the following conditions:

ALL DEVELOPMENT TYPES

A. GENERAL CONDITIONS

A. 1.	Conditions Consent is granted subject to the following conditions imposed under section 4.16 of the Environmental Planning and Assessment Act 1979 (“the Act”), and the provisions of the Environmental Planning and Assessment Regulation 2021 (“the Regulations”) and the provisions of the Environmental Planning and Assessment (Development Certification and Fire Safety) Regulation 2021 (“the Development Certification and Fire Safety Regulations”), such conditions being reasonable and relevant to the development as assessed under section 4.15 of the Act.
--------------	--

	<p>Notes:</p> <ul style="list-style-type: none"> • Failure to comply with this development consent and any condition of this consent is a criminal offence. Failure to comply with other environmental laws is also a criminal offence. • Where there is any breach Council may without any further warning: <ul style="list-style-type: none"> a) Issue Penalty Infringement Notices (On-the-spot fines); b) Issue notices and orders; c) Prosecute any person breaching this consent; and/or d) Seek injunctions/orders before the courts to restrain and remedy any breach. • Maximum penalties under NSW environmental laws include fines up to \$1.1 Million and/or custodial sentences for serious offences. • Should Council have to take any action to enforced compliance with this consent or other environmental laws Council's policy is to seek from the Court appropriate orders requiring the payments of its costs beyond any penalty or remedy the Court may order. • This consent and this specific advice will be tendered to the Court when seeking costs orders from the Court where Council is successful in any necessary enforcement action. • The payment of environmental penalty infringement notices does not result in any criminal offence being recorded. If a penalty infringement notice is challenged in Court and the person is found guilty of the offence by the Court, subject to section 10 of the Crimes (Sentencing Procedure) Act 1999, a criminal conviction is recorded. The effect of a criminal conviction beyond any fine is serious. <p>Condition Reason: To ensure all parties are aware of the relevant legislation that applies to the development.</p>
<p>A. 2.</p>	<p>Definitions</p> <p>Unless specified otherwise, words have the same meaning as defined by the <i>Act</i>, the <i>Regulations</i>, the <i>Development Certification and Fire Safety Regulations</i> and the <i>Interpretation Act 1987</i> as in force at the date of consent.</p> <p>Applicant means the applicant for this consent.</p> <p>Approved Plans mean the plans endorsed by Council referenced by this consent as amended by conditions of this consent.</p> <p>Local native plants means species of native plant endemic to Sydney's eastern suburbs.</p> <p>Owner-builder has the same meaning as in the <i>Home Building Act 1989</i>.</p> <p>PC means the Principal Certifier under the <i>Act</i>.</p> <p>Principal Contractor has the same meaning as in the <i>Act</i>, or where a Principal Contractor has not been appointed by the Owner of the land being developed Principal Contractor means the Owner of the land being developed.</p> <p>Professional engineer has the same meaning as in the <i>BCA</i>.</p> <p>Public place has the same meaning as in the <i>Local Government Act 1993</i>.</p> <p>Road has the same meaning as in the <i>Roads Act 1993</i>.</p> <p>SEE means the final version of the Statement of Environmental Effects lodged by the Applicant.</p> <p>Site means the land being developed subject to this consent.</p>

Site work means any work that is physically carried out on the land to which the development the subject of this development consent is to be carried out, including but not limited to building work, subdivision work, demolition work, clearing of vegetation or remediation work.

Woollahra LEP means *Woollahra Local Environmental Plan 2014*

Woollahra DCP means *Woollahra Development Control Plan 2015*

Work for the purposes of this consent means:

- the use of land in connection with development,
- the subdivision of land,
- the erection of a building,
- the carrying out of any work,
- the use of any site crane, machine, article, material, or thing,
- the storage of waste, materials, site crane, machine, article, material, or thing,
- the demolition of a building,
- the piling, piercing, cutting, boring, drilling, rock breaking, rock sawing or excavation of land,
- the delivery to or removal from the *site* of any machine, article, material, or thing, or
- the occupation of the *site* by any person unless authorised by an occupation certificate.

Condition Reason: To ensure all parties are aware of the relevant definitions.

A. 3. Approved Plans and Supporting Documents

Those with the benefit of this consent must carry out all work and maintain the use and works in accordance with both the architectural plans to which is affixed a Council stamp “Approved” and supporting documents listed below unless modified by any following condition.

Where the plans relate to alterations or additions only those works shown in colour or highlighted are approved.

Reference	Description	Author	Date
DA01 – A 02, Rev A	Site Plan	All by Legend Design Studio	18/01/2024
DA01 – A03, Rev B	Ground Floor Plan		22/02/2024
DA01 – A 04, Rev A	First Floor Plan		18/01/2024
DA01 – A 05, Rev A	Roof Plan		18/01/2024
DA01 – A 06, Rev A	Demolition Plan		18/01/2024
DA01 – A 07, Rev A	Section A		18/01/2024
DA01 – A 08, Rev A	Section B		18/01/2024
DA01 – A 09, Rev A	North Elevation		18/01/2024
DA01 – A 10, Rev A	West Elevation		18/01/2024
DA01 – A 11, Rev A	South Elevation		18/01/2024
DA01 – A 12, Rev A	East Elevation		18/01/2024
DA01 – A 16, Rev A	Window Schedule		18/01/2024
DA01 – A 18, Rev A	External Finishes Schedule		18/01/2024
A1732555	BASIX Certificate		NSW Government

	<p>Notes:</p> <ul style="list-style-type: none"> Warning to Principal Certifier – You must always insist on sighting the original Council stamped approved plans. You must not rely solely upon the plan reference numbers in this condition. Should the Applicant not be able to provide you with the original copy Council will provide you with access to its files so you may review our original copy of the approved plans. These plans and supporting documentation may be subject to conditions imposed under section 4.17(1)(g) of the Act modifying or amending the development. <p>Condition Reason: To ensure all parties are aware of the approved plans and supporting documentation that applies to the development.</p>																		
<p>A. 4.</p>	<p>Ancillary Aspects of Development (section 4.17(2) of the Act)</p> <p>The Owner must procure the repair, replacement or rebuilding of all road pavement, kerb, gutter, footway, footpaths adjoining the site or damaged as a result of work under this consent or as a consequence of work under this consent. Such work must be undertaken to Council's satisfaction in accordance with Council's Specification for Roadworks, Drainage and Miscellaneous Works (2012) unless expressly provided otherwise by these conditions at the Owner's expense.</p> <p>Notes:</p> <ul style="list-style-type: none"> This condition does not affect the Principal Contractor's or any sub-contractors obligations to protect and preserve public infrastructure from damage or affect their liability for any damage that occurs. <p>Condition Reason: To ensure all parties are aware of works required to public infrastructure and to ensure payment for works.</p>																		
<p>A. 5.</p>	<p>Tree Preservation and Landscaping Works</p> <p>While site work is being carried out, all landscape works must be undertaken in accordance with the approved landscape plan, arborist report, tree management plan and transplant method statement as applicable.</p> <p>a) The following trees must be retained:</p> <ul style="list-style-type: none"> Trees on Council land: <table border="1" data-bbox="397 1473 1418 1615"> <thead> <tr> <th>Council Ref No</th> <th>Species</th> <th>Location</th> <th>Dimension (metres)</th> <th>Tree value</th> </tr> </thead> <tbody> <tr> <td>4</td> <td><i>Callistemon viminalis</i></td> <td>Street tree – Fletcher Street frontage</td> <td>8 x 6</td> <td>\$5000</td> </tr> </tbody> </table> <p>The tree/s required to be retained must appear coloured green on the Construction Certificate plans.</p> <p>b) The following trees may be removed:</p> <table border="1" data-bbox="397 1816 1418 1935"> <thead> <tr> <th>Council Ref No</th> <th>Species</th> <th>Location</th> <th>Dimension (metres)</th> </tr> </thead> <tbody> <tr> <td>1 - 3</td> <td><i>Pyrus ussuriensis</i></td> <td>Rear Yard</td> <td>7 x 4 (avg)</td> </tr> </tbody> </table> <p>The tree/s that may be removed must appear coloured red on the Construction Certificate plans.</p>	Council Ref No	Species	Location	Dimension (metres)	Tree value	4	<i>Callistemon viminalis</i>	Street tree – Fletcher Street frontage	8 x 6	\$5000	Council Ref No	Species	Location	Dimension (metres)	1 - 3	<i>Pyrus ussuriensis</i>	Rear Yard	7 x 4 (avg)
Council Ref No	Species	Location	Dimension (metres)	Tree value															
4	<i>Callistemon viminalis</i>	Street tree – Fletcher Street frontage	8 x 6	\$5000															
Council Ref No	Species	Location	Dimension (metres)																
1 - 3	<i>Pyrus ussuriensis</i>	Rear Yard	7 x 4 (avg)																

The species marked (*) is exempt from the WMC DCP 2015 and can be removed without requiring consent from Council.

- c) The following trees may be pruned in accordance with Australian Standard Pruning of Amenity Trees (AS 4373) and Workcover NSW Code of Practice Amenity Tree Industry, to the minimum extent necessary to provide clearance to the new development:

Council Ref No	Species	Location	Approved pruning (extent of pruning)
4	<i>Callistemon viminalis</i>	Street tree – Fletcher Street frontage	1x 50mm diameter root identified in the Arboricultural Statement for Root Investigation by Seasoned Trees dated 1/12/23

The tree/s required to be pruned must appear coloured blue on the Construction Certificate plans.

This consent does not permit the holder, or any other person or agent, to enter any property for the purpose of undertaking approved tree works, without the consent of the owner of the property.

Only a Council authorised contractor will be allowed to undertake the pruning of trees located on Council managed land under the instruction of Council’s Coordinator of Trees Maintenance in accordance with Council’s Tree Management Policies and AS 4373-2007 Pruning of Amenity Trees. All costs associated with the approved pruning will be the responsibility of the applicant. Contact Council’s Coordinator of Trees Maintenance on 9391 7000 to arrange the approved pruning works.

To facilitate the assessment of Council’s tree assets for pruning, a physical outline of the approved works (if not already constructed) must be provided at the time of inspection via the use of height poles or scaffolding. The outline of the approved works will enable Council’s Arboricultural Technical Officer to correctly identify the branches that require pruning to provide clearance for the approved works.

Condition Reason: To ensure all landscape works are undertaken in accordance with the approved plans and documents.

A. 6. No Underpinning works

This development consent does NOT give approval to any works outside the boundaries of the subject property including any underpinning works to any structures on adjoining properties.

Condition Reason: To ensure all works are located within the boundaries of the site and to confirm that no consent is granted for underpinning works to any structures on adjoining properties.

DEMOLITION WORK

B. BEFORE DEMOLITION WORK COMMENCES

<p>B. 1.</p>	<p>Construction Certificate Required Prior to Any Demolition</p> <p>Where demolition is associated with an altered portion of, or an extension to an existing building the demolition of any part of a building is "commencement of erection of building" under section 6.6 of the Act.</p> <p>In such circumstance all conditions included at the following development stages of this consent must be satisfied prior to any demolition work:</p> <ul style="list-style-type: none"> • Before issue of a construction certificate • Before building work commences <p>This includes, but is not limited to, the issue of a Construction Certificate, appointment of a Principal Certifier, and Notice of Commencement under the Act.</p> <p>Note:</p> <ul style="list-style-type: none"> • See Over our Dead Body Society Inc v Byron Bay Community Association Inc [2001] NSWLEC 125. <p>Condition Reason: To ensure appropriate conditions are complied with for development for the alteration and extension of an existing building.</p>
<p>B. 2.</p>	<p>Erosion and Sediment Controls – Installation</p> <p>Before any site work commences, water pollution, erosion and sedimentation controls must be installed and maintained in accordance with:</p> <ol style="list-style-type: none"> a) “Do it Right On Site, Soil and Water Management for the Construction Industry” and accompanying factsheets published by the Southern Sydney Regional Organisation of Councils, and b) “Managing Urban Stormwater - Soils and Construction” 2004 published by the NSW Government (The Blue Book). <p>Where there is any conflict The Blue Book takes precedence.</p> <p>Notes:</p> <ul style="list-style-type: none"> • The “Do it Right On Site, Soil and Water Management for the Construction Industry” publication and accompanying factsheets can be downloaded from www.woollahra.nsw.gov.au and The Blue Book is available at www.environment.nsw.gov.au • A failure to comply with this condition may result in penalty infringement notices, prosecution, notices and orders under the Act and/or the Protection of the Environment Operations Act 1997 without any further warning. It is a criminal offence to cause, permit or allow pollution. • Section 257 of the Protection of the Environment Operations Act 1997 provides inter alia that “the occupier of premises at or from which any pollution occurs is taken to have caused the pollution”. • Warning: Irrespective of this condition any person occupying the site may be subject to proceedings under the Protection of the Environment Operations Act 1997 where pollution is caused, permitted or allowed as the result of their occupation of the land being developed. <p>Condition Reason: To prevent potential water pollution and dust nuisance.</p>

B. 3. Establishment Tree Protection Measures within the Tree Protection Zones (TPZ)

Prior to any site works, tree protection measures must be established around all trees to be retained in accordance with Section 4 of the Australian Standard Protection of Trees on Development Sites (AS 4970).

The Tree Protection Zones must be calculated in accordance with Section 3 of the Australian Standard Protection of Trees on Development Sites (AS 4970).

A Construction Site Management Plan, which clearly details the tree protection measures, must be prepared before the issue of a construction certificate. The tree protection measures must comply with the following requirements;

a) Tree Protection Fencing:

Council Ref No	Species	Tree Location	Fence Radius from Centre of Trunk (Metres)*
4	<i>Callistemon viminalis</i>	Street tree – Fletcher Street frontage	2m

Where this condition relates to street trees, and the fence cannot be placed at the specified radius, the fencing is to be positioned so that the entire verge (nature strip) area in front of the subject property, excluding existing driveways and footpaths, and bus stops is protected.

Where this condition relates to trees on private property, the radial distance of fencing must be positioned only within the subject property relating to the development consent.

b) Tree Protection Zones must be fenced with a 1.8 metre high chainmesh or weldmesh fence and secured to restrict access. The fence must be established prior to any materials being brought onto the site and before the commencement of works including demolition. The area within the fence must be mulched and the mulch layer maintained to a depth of 75mm. The soil within the TPZ area must be kept in a moist condition for the duration of the construction works. Unless approved by the site arborist there must be no access within the TPZ area.

c) Trunk protection must be installed around the trunks of the following trees during installation of the new driveway:

Council Ref No	Species
4	<i>Callistemon viminalis</i>

Trunk protection must consist of a padding material such as hessian or thick carpet underlay wrapped around the trunk. Hardwood planks (50mm x100mm or similar) must be placed over the padding and around the trunk of the tree at 150mm centres. The planks must be secured with 8 gauge wire at 300mm spacing. Trunk protection must extend a minimum height of 2 metres or to the maximum possible length permitted by the first branches.

d) Signs identifying the Tree Protection Zone area must be erected on each side of the protection fence indicating the existence of a TPZ area. Signage must be visible from within the development site.

	<p>e) No excavation, construction activity, grade changes, storage of materials, stockpiling, siting of works sheds, preparation of mixes or cleaning of tools is permitted within Tree Protection Zones, unless specified in this consent.</p> <p>f) Temporary access within the TPZ area for pedestrian and machinery movements must only be permitted with the approval of the site arborist or unless specified in this consent.</p> <p>g) The site supervisor must be made aware of all tree protection requirements associated with these conditions of consent by the project arborist. Any subsequent site personnel and contractors to the site must be made aware of all tree protection requirements by the site foreman.</p> <p>h) The project arborist must provide written certification of compliance to the Principal Certifier with the above conditions.</p>
	<p>Condition Reason: To ensure the protection of existing trees</p>
<p>B. 4.</p>	<p>Identification of Hazardous Material</p> <p>Prior to any site works, and in accordance with Australian Standard AS2601: The Demolition of Structures, all hazardous substances located on the site must be identified, including asbestos, polychlorinated biphenyls (PCBs), lead paint, underground storage tanks, chemicals, etc.</p> <p>In this regard, prior to any site works, Council must be provided with a written report prepared by a suitably qualified competent person detailing:</p> <ul style="list-style-type: none"> • all hazardous materials identified on the site, • the specific location of all hazardous materials identified, • whether the hazardous materials are to be removed from the site as part of the works to be undertaken, and • safety measures to be put in place. <p>Condition Reason: To protect the health and safety of all persons while works are being undertaken and to ensure all safety measures have been identified and are in place to protect all parties in the immediate vicinity of the site.</p>
<p>B. 5.</p>	<p>Public Road Assets Prior to Any Work/Demolition</p> <p>Prior to any site works, a full record of the condition of the public infrastructure on public land adjacent to the development site must be submitted to Council.</p> <p>The report must include photographs and/or CCTV footage showing the current condition and any existing damage fronting and adjoining the site to the:</p> <ul style="list-style-type: none"> • road pavement, • street signage including street lights, • kerb and gutter, • footway including pedestrian crossings, footpath, and driveways, • retaining walls, or other significant structures, • Heritage Items, including street name inlays, • utility service items including historical utility covers, and • drainage structures/pits/pipes (CCTV footage). <p>The reports are to be supplied in electronic format in Word and if applicable accompanied by CCTV footage. Photographs are to be in colour, digital and date stamped.</p>

If the required report is not submitted then Council will assume there was no damage to any infrastructure in the immediate vicinity of the site prior to the commencement of any site works under this consent.

Condition Reason: To clarify the condition of the existing public infrastructure prior to the commencement of any site works.

B. 6. Payment of Security and Fees

Prior to any site works, the following security and fees must be paid in full:

Description	Amount	Indexed	Council Fee Code
SECURITY under section 4.17(6) of the <i>Environmental Planning and Assessment Act 1979</i>			
Property Damage Security Deposit - making good any damage caused to any property of the Council	\$16,915.00	No	T115
Tree Damage Security Deposit – making good any damage caused to any public tree	\$5,000.00	No	T114
INSPECTION FEES under section 608 of the <i>Local Government Act 1993</i>			
Public Tree Management Inspection Fee	\$231.30	No	T95
Street Tree Planting and Maintenance Fee	\$2062.50	No	T95
Security Deposit Administration Fee	\$225.00	No	T16
TOTAL SECURITY AND FEES	\$ 24,415.80		

How must the payments be made?

Payments must be made by:

- cash deposit with Council,
- credit card payment with Council, or
- bank cheque made payable to Woollahra Municipal Council.

The payment of a security may be made by a bank guarantee where:

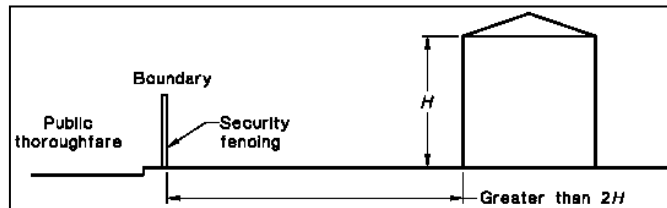
- the guarantee is by an Australian bank for the amount of the total outstanding contribution,
- the bank unconditionally agrees to pay the guaranteed sum to the Council on written request by Council on completion of the development or no earlier than 12 months from the provision of the guarantee whichever occurs first [NOTE: a time limited bank guarantee or a bank guarantee with an expiry date is not acceptable],
- the bank agrees to pay the guaranteed sum without reference to the Applicant or landowner or other person who provided the guarantee and without regard to any dispute, controversy, issue or other matter relating to the development consent or the carrying out of development in accordance with the development consent,
- the bank guarantee is lodged with the Council prior to any site works being undertaken, and
- the bank’s obligations are discharged when payment to the Council is made in accordance with the guarantee or when Council notifies the bank in writing that the guarantee is no longer required.

	<p>Notes:</p> <ul style="list-style-type: none"> • An application must be made to Council by the person who paid the security for release of the securities held under section 4.17 of the Act. • The securities will not be released until the Occupation Certificate has been lodged with Council, Council has inspected the site and Council is satisfied that the public works have been carried out to Council's requirements. Council may use part or all of the security to complete the works to its satisfaction if the works do not meet Council's requirements. • Council will only release the security upon being satisfied that all damage or all works, the purpose for which the security has been held have been remedied or completed to Council's satisfaction as the case may be. • Council may retain a portion of the security to remedy any defects in any such public work that arise within 6 months after the work is completed. • Upon completion of each section of road, drainage and landscape work to Council's satisfaction, 90% of the bond monies held by Council for these works will be released upon application. 10% may be retained by Council for a further 6 month period and may be used by Council to repair or rectify any defects or temporary works during the 6 month period. • The Refund of Security Bond Application form can be downloaded from www.woollahra.nsw.gov.au
	<p>Condition Reason: To ensure any relevant security and fees are paid.</p>
<p>B. 7.</p>	<p>Dilapidation Reports for Existing Buildings</p> <p>Before any site work commences, dilapidation surveys and dilapidation reports must be conducted and prepared by a professional structural engineer for all buildings and/or structures that are located within the likely "zone of influence" of any excavation, dewatering and/or construction induced vibration as determined applicable by the structural engineer.</p> <p>These properties must include (but is not limited to):</p> <ul style="list-style-type: none"> a) 49 View Street b) 53 View Street <p>Where access is not granted to any adjoining properties to prepare the dilapidation report, the report must be based on a survey of what can be observed externally and it must be demonstrated, in writing, to the satisfaction of the Principal Certifier, that all reasonable steps were taken to obtain access.</p> <p>The completed dilapidation reports must be submitted to the Principal Certifier for approval, and an approved copy of the reports must be submitted to Council with the Notice of Commencement prior to the commencement of any development work.</p> <p>No less than two (2) days before any site work commences, neighbouring building owner(s) must be provided with a copy of the dilapidation report for their property(ies).</p> <p>Notes:</p> <ul style="list-style-type: none"> • The dilapidation report will be made available to affected property owners on request and may be used by them in the event of a dispute relating to damage allegedly caused by the carrying out of the development. • This condition cannot prevent neighbouring buildings being damaged by the carrying out of the development. • Council will not be held responsible for any damage which may be caused to adjoining buildings as a consequence of the development being carried out. • Council will not become directly involved in disputes between the developer, its contractors and the owners of neighbouring buildings.

	<p>Condition Reason: To establish and document the structural condition of adjoining properties for comparison as site work progresses and is completed and ensure neighbours and Council are provided with the dilapidation report.</p>
<p>B. 8.</p>	<p>Adjoining Buildings Founded on Loose Foundation Materials</p> <p>Before any site work commences, a professional engineer must determine the possibility of any adjoining buildings founded on loose foundation materials being affected by piling, piers or excavation. The professional engineer (geotechnical consultant) must assess the requirements for underpinning any adjoining or adjacent buildings founded on such soil on a case by case basis, and any reasonable direction of the professional engineer must be complied with.</p> <p>Notes:</p> <ul style="list-style-type: none"> • A failure to adequately assess and seek professional engineering (geotechnical) advice to ensure that appropriate underpinning and support to adjoining land is maintained prior to commencement may result in damage to adjoining land and buildings. • The person with the benefit of this consent is likely to be held responsible for any damages arising from the removal of any support to supported land as defined by section 177 of the Conveyancing Act 1919. <p>Condition Reason: To ensure professional engineering advice is obtained to confirm that appropriate underpinning and support to adjoining land is maintained.</p>
<p>B. 9.</p>	<p>Works (Construction) Zone – Approval and Implementation</p> <p>If the Construction Management Plan relies upon a Works Zone, before any site work commences, a Works Zone application must be made.</p> <p>If the works zone is approved, all fees for the Works Zone must be paid before it can be installed.</p> <p>All Works Zone signs must have been erected by Council to permit enforcement of the Works Zone by Council's Rangers and NSW Police before commencement of any site work. Signs are not erected until full payment of Works Zone fees is made.</p> <p>Notes:</p> <ul style="list-style-type: none"> • A minimum of four to six weeks must be allowed (for routine applications) from the date of making an application to the Traffic Committee (Woollahra Local Traffic Committee) constituted under clause 20 of the Transport Administration (General) Regulation 2018 to exercise those functions delegated by Transport for New South Wales under section 31(3) of the Transport Administration Act 1988. • The enforcement of the Works Zone is at the discretion of Council's Rangers and the NSW Police Service. Any breach of the Works Zone must be reported to either Council or the NSW Police Service. <p>Condition Reason: To facilitate the efficient operation of construction projects and to minimise traffic disruption.</p>

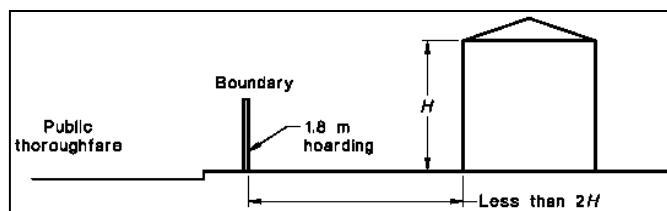
B. 10. Security Fencing, Hoarding (including 'Creative Hoardings') and Overhead Protection

Before any site work commences, security fencing must be provided around the perimeter of the development site, including any additional precautionary measures taken to prevent unauthorised entry to the site at all times during the demolition, excavation and construction period. Security fencing must be the equivalent 1.8m high chain wire as specified in AS 1725.



Type A Hoarding

Where the development site adjoins a public thoroughfare, the common boundary between them must be fenced for its full length with a hoarding, unless the least horizontal distance between the common boundary and the nearest parts of the structure is greater than twice the height of the structure. The hoarding must be constructed of solid materials (chain wire or the like is not acceptable) to a height of not less than 1.8m adjacent to the thoroughfare.



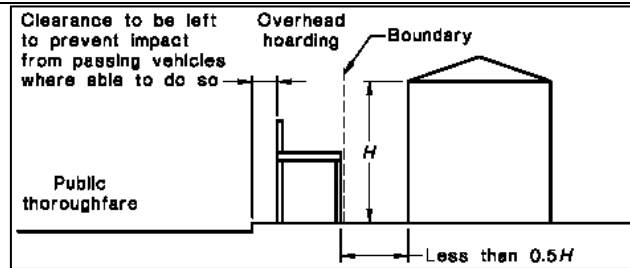
Type B Hoarding

Where a development site adjoins a public thoroughfare with a footpath alongside the common boundary then, in addition to the hoarding required above, the footpath must be covered by an overhead protective structure and the facing facade protected by heavy-duty scaffolding, unless either:

- a) the vertical height above footpath level of the structure being demolished is less than 4.0m; or
- b) the least horizontal distance between footpath and the nearest part of the structure is greater than half the height of the structure.

The overhead structure must consist of a horizontal platform of solid construction and vertical supports, and the platform must:

- a) extend from the common boundary to 200mm from the edge of the carriageway for the full length of the boundary,
- b) have a clear height above the footpath of not less than 2.1m,
- c) terminate 200mm from the edge of the carriageway (clearance to be left to prevent impact from passing vehicles) with a continuous solid upstand projecting not less than 0.5m above the platform surface, and
- d) together with its supports, be designed for a uniformly distributed live load of not less than 7 kPa.



The overhead protective structures must be installed and maintained in accordance with the NSW “Code of Practice - Overhead Protective Structures 1995”. This is code available at www.safework.nsw.gov.au/__data/assets/pdf_file/0008/52883/Overhead-protective-structures-Code-of-practice.pdf

All Hoardings

Security fencing, hoarding and overhead protective structure must not obstruct access to utilities services including but not limited to man holes, pits, stop valves, fire hydrants or the like.

Hoardings on Public Land including ‘Creative Hoardings’

All fees associated with the application and occupation and use of the road (footway) for required hoarding or overhead protection must be paid in full.

A creative hoarding (i.e. an approved artwork or historic image affixed to the hoarding) is required if the hoarding meets the criteria in Council’s Creative Hoardings Policy (adopted March 2020). The cost of printing and affixing the creative hoarding is the responsibility of the person with the benefit of this consent. The Creative Hoardings Policy can be downloaded from Council’s website www.woollahra.nsw.gov.au

Notes:

- A minimum of two (2) weeks from the date of making a hoarding application to determination must be allowed. Any approval for a hoarding or overhead protection under the Roads Act 1993 will be subject to its own conditions and fees.
- Council seeks to increase public art in the public domain by requiring artwork or historic images on hoardings located on public land. Under the Creative Hoardings Policy an application for a hoarding proposed on public land will require an approved artwork or historic image affixed to the hoarding if the hoarding meets the criteria in section 3 of the Policy:
 - A. Hoardings proposed on land zoned E1 Local Centre, or MU1 Mixed Use, or SP2 Infrastructure under Woollahra Local Environmental Plan 2014 AND erected for 8 weeks or more
OR
 - B. Hoardings proposed on land located along a State classified road (regardless of the zone) AND erected for 8 weeks or more
OR
 - C. Hoardings proposed in any other location than that referred to in A. and B. above AND erected for 12 weeks or more, except where:
 1. the capital investment value of the work to which the hoarding relates is less than \$1 million, or
 2. the land is zoned R2 Low Density Residential, or
 3. the land is zoned R3 Medium Density Residential and the hoarding is located in a lane or street that does not have through traffic (e.g. a cul-de-sac or no through road).

	<ul style="list-style-type: none"> • Artwork and historic images for the hoardings are assessed and approved in accordance with the Creative Hoardings Policy. Details of the artwork or images proposed to be affixed to the hoardings must be submitted with Council’s form “Application for a permit to use a footpath for the erection of a hoarding/scaffolding”. The Creative Hoardings Policy can be downloaded from www.woollahra.nsw.gov.au
	<p>Condition Reason: To ensure public safety.</p>
<p>B. 11.</p>	<p>Site Signs</p> <p>Before any site work commences, the sign/s required by clauses 70 of the Regulation and 75 of the Development Certification and Fire Safety Regulation must be erected and maintained at all times.</p> <p>Clause 70 of the Regulation provides:</p> <p>Erection of signs</p> <ul style="list-style-type: none"> • For the purposes of section 4.17(11) of the Act, the requirements of subclauses (2) and (3) are prescribed as conditions of a development consent for development that involves any building work, subdivision work or demolition work. • A sign must be erected in a prominent position on any site on which building work, subdivision work or demolition work is being carried out: <ol style="list-style-type: none"> a) showing the name, address and telephone number of the principal certifier for the work, and b) showing the name of the principal contractor (if any) for any building work and a telephone number on which that person may be contacted outside working hours, and c) stating that unauthorised entry to the work site is prohibited. • Any such sign is to be maintained while the building work, subdivision work or demolition work is being carried out, but must be removed when the work has been completed. • This clause does not apply in relation to building work, subdivision work or demolition work that is carried out inside an existing building that does not affect the external walls of the building. • This clause does not apply in relation to Crown building work that is certified, in accordance with section 6.28 of the Act, to comply with the Building Code of Australia. <p>Clause 75 of the Development Certification and Fire Safety Regulation provides:</p> <p>Signs on development sites</p> <p>If there is a person who is the Principal Certifier or the Principal Contractor for any building work, subdivision work or demolition work authorised to be carried out on a site by a development consent or complying development certificate:</p> <ul style="list-style-type: none"> • Each such person MUST ensure that a rigid and durable sign showing the person’s identifying particulars so that they can be read easily by anyone in any public road or other public place adjacent to the site is erected in a prominent position on the site before the commencement of work, and is maintained on the site at all times while this clause applies until the work has been carried out. <p>Notes:</p> <ul style="list-style-type: none"> • Clause 75 of the Development Certification and Fire Safety Regulations imposes a maximum penalty of 55 penalty units if these requirements are not complied with.

	<ul style="list-style-type: none"> If Council is appointed as the Principal Certifier it will provide the sign to the Principal Contractor or Owner-builder who must ensure that the sign is erected and maintained as required by clause 70 of the Regulation and clause 75 of the Development Certification and Fire Safety Regulation.
	<p>Condition Reason: To ensure that contact details for the principal certifier and principal contractor are provided on a sign at the development site.</p>
<p>B. 12.</p>	<p>Toilet Facilities</p> <p>Before any site work commences, toilet facilities are to be provided, at or in the vicinity of the work site on which work involved in the erection or demolition of a building is being carried out, at the rate of one toilet for every 20 persons or part of 20 persons employed at the site.</p> <p>Each toilet provided:</p> <ol style="list-style-type: none"> must be a standard flushing toilet, and must be connected to a public sewer, or if connection to a public sewer is not practicable, to an accredited sewage management facility approved by the Council, or if connection to a public sewer or an accredited sewage management facility is not practicable, to some other sewage management facility approved by the Council. <p>The provision of toilet facilities in accordance with this condition must be completed before any other work is commenced.</p> <p>Notes:</p> <ul style="list-style-type: none"> In this condition 'sewage management facility' and 'public sewer' are as defined by clause 25 of the Local Government (Approvals) Regulation 1999. This condition does not set aside the requirement to comply with SafeWork NSW requirements. <p>Condition Reason: To ensure toilet facilities are provided for workers at the work site.</p>
<p>B. 13.</p>	<p>Compliance with Australian Standard for Demolition</p> <p>While site work is being carried out, the demolition of buildings and structures must comply with Australian Standard AS 2601—2001: The Demolition of Structures.</p> <p>Condition Reason To control the risks of demolition work.</p>
<p>B. 14.</p>	<p>Construction Management Plan Arborist Review</p> <p>Prior to any site works, the Construction Management Plan must be reviewed and certified by the Project Arborist confirming that appropriate tree protection measures are implemented. The Construction Management Plan must be prepared in accordance with all tree protection measures specified within this consent.</p> <p>The plan must address:</p> <ol style="list-style-type: none"> Drawings and method statement showing details and the location of hoarding and scaffold and any pruning required to accommodate the hoarding and scaffolding; The movement and positioning of heavy machinery, lifting cranes, pier drilling gantry etc.;

- c) Site construction access, temporary crossings and movement corridors on the site defined;
- d) Contractors car parking;
- e) Phasing of construction works;
- f) The space needed for all foundation excavations and construction works;
- g) All changes in ground level;
- h) Space for site sheds and other temporary structures such as toilets;
- i) Space for sorting and storing materials (short or long term), spoil and fuel and the mixing of cement and concrete; and
- j) The effects of slope on the movement of potentially harmful liquid spillages towards or into tree protection areas.

Condition Reason To ensure the Construction Management Plan incorporates measures for the protection of existing trees.

B. 15. Arborists Documentation and Compliance Checklist

Prior to any site works, the project arborist must provide written certification that all tree protection measures and construction techniques relevant to this consent are implemented. Documentation for each site visit must include:

- A record of the condition of trees to be retained prior to and throughout development.
- Recommended actions to improve site conditions and rectification of non-compliance.
- Recommendations for future works which may impact the trees.

All compliance certification documents must be kept on site.

As a minimum the following intervals of site inspections must be made:

Stage of arboricultural inspection and supervision	Compliance documentation and photos must include
Prior to any site works	<ul style="list-style-type: none"> • Project Arborist to hold pre construction site meeting with the principal contractor to discuss methods and importance of tree protection measures and resolve any issues in relation to feasibility of tree protection requirements that may arise. Project Arborist to mark all trees approved for removal under DA consent. • The project arborist must install or supervise the installation of tree protection fencing, trunk protection, ground protection and traffic height control beam

Inspections and compliance documentation must be made by an arborist with AQF Level 5 qualifications.

Additional site visits must be made when required by the site arborist and/or site foreman for ongoing monitoring/supervisory work.

Condition Reason To ensure that written certification that all tree protection measures and construction techniques relevant to this consent have been implemented.

B. 16.	Permissible work within Tree Protection Zones		
	Prior to any site works, the following works are permissible within the Tree Protection Zone:		
	Council Ref No	Species	Radius from Centre of Trunk (Metres)
	4	<i>Callistemon viminalis</i>	3.6m
Approved works			
Installation of new driveway and crossover			
The project arborist must provide written certification of compliance to the Principal Certifier with the above condition.			
Condition Reason To establish the works which are permissible within the Tree Protection Zones.			

REMEDIATION WORK

C. ON COMPLETION OF REMEDIATION WORK

Nil.

BUILDING WORK

D. BEFORE ISSUE OF A CONSTRUCTION CERTIFICATE

D. 1.	Modification of Details of the Development (section 4.17(1)(g) of the Act
	<p>Before the issue of any construction certificate, the approved plans and the construction certificate plans and specification, required to be submitted to the Principal Certifier under clause 7 of the Development Certification and Fire Safety Regulations, must detail the following amendments:</p> <p>a) Roofing materials</p> <p>The proposed standing seam roof sheeting must be replaced by a metal roofing in traditional corrugated profile (natural metallic finish or a pre-coloured mid or dark grey metal sheeting) and the standing seam cladding to wall is to be deleted.</p> <p>Reason: To ensure the proposed standing seam cladding to wall and roof sheeting complies with the Woollahra DCP 2015 Part C Chapter C2 Clause C2.5.4 Controls C1, C2, C5, C6; Table 1; and Clause C2.5.5 Control C8.</p> <p>b) Material and finishes</p> <ol style="list-style-type: none"> 1. All the proposed new doors and windows must be timber framed. 2. The proposed standing seam wall cladding to the balcony must be deleted and be replaced with timber weatherboard or rendered brickwork in dark recessive colours. <p>Reason: To ensure compliance with 2015 Part C Chapter C2 Clause C2.5.4 Controls C1, C2, C5, C6; and Table 1.</p>

	<p>c) Retention of window</p> <p>The proposed window W2.03 must be deleted and the existing window to the staircase must be retained.</p> <p>Reason: To ensure compliance with Woollahra DCP 2015 Part C Chapter C2 Clause C2.5.4 Control C10.</p> <p>d) Skylights</p> <p>All proposed and modified skylights must be low profile, flush with the roof surface, predominantly of glass, with simple, unobtrusive detailing and a frame colour that matches the surrounding roof colours.</p> <p>Reason: To ensure compliance with Woollahra DCP 2015 Part C Chapter C2 Clause C2.5.5 Control C4.</p> <p>e) Rear fencing</p> <p>The proposed rear fence including the vehicular and pedestrian gates must be no more than 1.8m high at any point.</p> <p>Reason: To ensure a consistent streetscape appearance.</p> <p>f) Window treatments</p> <p>Windows W2.04, W2.03 and W2.02 at the first floor level must incorporate one of the following:</p> <ul style="list-style-type: none"> a) fixed horizontal or vertical louvres, or other screening devices set off the windows internally or externally; or b) fixed translucent glazing to a minimum height of 1.5m above the finished floor level (i.e. RL63.31; or c) window sill heights of at least 1.5m above the finished floor level (i.e. RL63.31. <p>Reason: To ensure any potential visual privacy impacts are mitigated.</p> <p>Notes:</p> <ul style="list-style-type: none"> • Clause 20 of the Development Certification and Fire Safety Regulations prohibits <i>the</i> issue of any construction certificate subject to this condition unless the Principal Certifier is satisfied that the condition has been complied with. • Clause 19 of the Development Certification and Fire Safety Regulations prohibits the issue of any construction certificate that is inconsistent with this consent. <p>Condition Reason: To require design changes and/or further information to be provided to address specific issues identified during the assessment under section 4.15 of the Act.</p>
<p>D. 2.</p>	<p>Payment of Long Service Levy</p> <p>Before the issue of any construction certificate, the original receipt(s) for the payment of the following levy must be provided to the Principal Certifier:</p>

Description	Amount	Indexed	Council Fee Code
LONG SERVICE LEVY under <i>Building and Construction Industry Long Service Payments Act 1986</i>			
Long Service Levy https://longservice.my.site.com/bci/s/levy-calculator	Contact LSL Corporation or use online calculator	No	
<p>Building and Construction Industry Long Service Payment</p> <p>The long service levy under section 34 of the Building and Construction Industry Long Service Payment Act 1986, must be paid and proof of payment provided to the Principal Certifier prior to the issue of any construction certificate. The levy can be paid directly to the Long Service Corporation or to Council. Further information can be obtained from the Long Service Corporation website www.longservice.nsw.gov.au or the Long Service Corporation on 131 441.</p> <p>How must the payments be made?</p> <p>Payments must be made by:</p> <ul style="list-style-type: none"> • cash deposit with Council, • credit card payment with Council, or • bank cheque made payable to Woollahra Municipal Council. 			
<p>Condition Reason: To ensure any relevant levy is paid.</p>			
<p>D. 3.</p>	<p>BASIX Commitments</p>		
<p>Before the issue of any construction certificate, BASIX Certificate No. A1732555 must be submitted to the Principal Certifier with any application for a construction certificate.</p> <p>All commitments in the BASIX Certificate must be shown on the construction certificate plans and specifications prior to the issue of any construction certificate.</p> <p>Notes:</p> <ul style="list-style-type: none"> • Where there is any proposed change in the BASIX commitments the Applicant must submit a new BASIX Certificate to the Principal Certifier and Council. If any proposed change in the BASIX commitments are inconsistent with development consent (see: clauses 19 and 20 of the Development Certification and Fire Safety Regulation) the Applicant will be required to submit an amended development application to Council under section 4.55 of the Act. • Clause 19(1)(a) of the Development Certification and Fire Safety Regulation 2021 provides: a certifier must not issue a construction certificate for building work unless: the relevant building work plans and specifications include the matters required by a relevant BASIX certificate, if any. 			
<p>Condition Reason: To ensure all commitments in the BASIX Certificate are incorporated into the development.</p>			
<p>D. 4.</p>	<p>Road and Public Domain Works</p>		
<p>Before the issue of any construction certificate, a separate application under Section 138 of the Roads Act 1993 is to be made to, and be approved by Council, for the following infrastructure works. The infrastructure works must be carried out at the applicant's expense:</p>			

- a) The removal of the existing kerb and gutter and the construction of a new 2.5 metres wide vehicular crossing in accordance with Council's Crossing Specification, standard driveway drawing RF2_D and to the satisfaction of Council's Assets Engineers. The new crossing must be constructed at a right angle to the street kerb in plain concrete where the centreline of the new crossing must align with the centreline of the roller door. Design longitudinal surface profiles along each side/edge for the proposed driveway, starting from the road centreline to the parking slab must be submitted for assessment,
- b) The installation of stormwater outlet pipe across the nature strip must be made by using 150mm x 75mm galvanised rectangular hollow section (RHS) in accordance with Council's Specification for Roadworks, Drainage and Miscellaneous Works and to the satisfaction of Council's Assets Engineers,
- c) The reinstatement of any damaged kerb and gutter, footpath and road pavement within the frontage and vicinity of the site as a result of construction works to Council's Specification for Roadworks, Drainage and Miscellaneous Works and to the satisfaction of Council's Assets Engineers,
- d) Where a grass verge exists, the balance of the area between the footpath and the kerb over the full frontage of the proposed development must be turfed. The grass verge must be constructed to contain a uniform minimum 75mm of friable growing medium and have a total cover of Couch turf.

Before the issue of any construction certificate, the principal certifier must be provided with the original receipt(s) for the payment of all of the following security bonds and fees:

Description	Amount	Indexed	Council Fee Code
SECURITY under section 4.17(6) of the <i>Environmental Planning and Assessment Act 1979</i>			
Infrastructure Works Bond - completing any public work required in connection with the consent.	\$ Nil	No	T113
Infrastructure Works Bond – remedying any defects in any public work that arise within 6 months after the work is completed	\$ Nil	No	T113
INSPECTION FEES under section 608 of the <i>Local Government Act 1993</i>			
Public Road and Footpath Infrastructure Inspection Fee	\$ 645.00	No	T45
TOTAL SECURITY AND FEES	\$ 645.00		

How must the payments be made?

Payments must be made by:

- cash deposit with Council,
- credit card payment with Council, or
- bank cheque made payable to Woollahra Municipal Council.

The payment of a security may be made by a bank guarantee where:

- the guarantee is by an Australian bank for the amount of the total outstanding contribution,
- the bank unconditionally agrees to pay the guaranteed sum to the Council on written request by Council on completion of the development or no earlier than 12 months from the provision of the guarantee whichever occurs first [NOTE: a time limited bank guarantee or a bank guarantee with an expiry date is not acceptable],

- the bank agrees to pay the guaranteed sum without reference to the Applicant or landowner or other person who provided the guarantee and without regard to any dispute, controversy, issue or other matter relating to the development consent or the carrying out of development in accordance with the development consent,
- the bank guarantee is lodged with the Council prior to any site works being undertaken, and
- the bank's obligations are discharged when payment to the Council is made in accordance with the guarantee or when Council notifies the bank in writing that the guarantee is no longer required.

Notes:

- **Road** has the same meaning as in the Roads Act 1993.
- Changes in levels may arise from the detailed design of buildings, road, footpath, driveway crossing grades and stormwater. Changes required under Roads Act 1993 approvals may necessitate design and levels changes under this consent. This may in turn require the Applicant to seek to amend this consent.
- Works or structures over, on or under public roads or footpaths are subject to sections 138, 139 and 218 of the Roads Act 1993 and specifically:
 - Construction of driveways and/or new or alterations to footpath paving
 - Alteration and/or extension to Council drainage infrastructure
 - Alteration and/or addition of retaining walls
 - Pumping of water to Council's below ground stormwater system
 - Installation of soil/rock anchors under the roadway
 - Installation of Stormwater outlet pipes across the nature strip
- An "Application to Carry Out Works in a Public Road" form must be completed and lodged, with the application fee, at Council's Customer Services. Detailed plans and specifications of all works (including but not limited to structures, road works, driveway crossings, footpaths and stormwater drainage etc) within existing roads, must be attached, submitted to and approved by Council under section 138 of the Roads Act 1993, before the issue of any construction certificate.
- Detailed engineering plans and specifications of the works required by this condition must accompany the application form. The plans must clearly show the following:
 - Engineering drawings (plan, sections and elevation views) and specifications of the footpath, driveways, kerb and gutter, new gully pit showing clearly the connection point of site outlet pipe(s). The connection drainage lines must be as direct as possible and generally run perpendicular to the kerb alignment.
 - Engineering drawings of the new drainage line to be constructed joining the new and existing drainage pits including services.
- All driveways must include a design longitudinal surface profile for the proposed driveway for assessment. The driveway profile is to start from the road centreline and be along the worst case edge of the proposed driveway. Gradients and transitions must be in accordance with clause 2.5.3, 2.6 of AS 2890.1 – 2004, Part 1 – Off-street car parking. The driveway profile submitted to Council must be to (1:25) scale (for template checking purposes) and contain all relevant details: reduced levels, proposed grades and distances.
- The existing footpath level and grade at the street alignment of the property must be maintained unless otherwise specified by Council. Your driveway levels are to comply with AS2890.1 and Council's Standard Drawings. There may be occasions where these requirements conflict with your development and you are required to carefully check the driveway/garage slab and footpath levels for any variations.
- Any adjustments required from the garage slab and the street levels are to be carried out internally on private property
- Drainage design works must comply with the Woollahra DCP 2015 Chapter E2 – Stormwater and Flood Risk Management.
- Temporary ground anchors may be permitted, in accordance with Council's "Rock Anchor Policy".
- Services: Prior to any excavation works, the location and depth of all public utility services (telephone, cable TV, electricity, gas, water, sewer, drainage, etc.) must be ascertained. The Applicant must be responsible for all public utility adjustment/relocation works, necessitated by the development work and as required by the various public utility authorities and/or their agents.

	<ul style="list-style-type: none"> • All public domain works must comply with the latest version of Council's "Specification for Roadworks, Drainage and Miscellaneous Works" unless expressly provided otherwise by these conditions. This specification and the application form can be downloaded from www.woollahra.nsw.gov.au. • When an application under the Roads Act is required, then four (4) weeks is to be allowed for assessment. • An application must be made to Council by the person who paid the security for release of the securities held under section 4.17 of the Act. • The securities will not be released until the Occupation Certificate has been lodged with Council, Council has inspected the site and Council is satisfied that the public works have been carried out to Council's requirements. Council may use part or all of the security to complete the works to its satisfaction if the works do not meet Council's requirements. • Council will only release the security upon being satisfied that all damage or all works, the purpose for which the security has been held have been remedied or completed to Council's satisfaction as the case may be. • When determining whether the works within public land are satisfactory, Council will consider the ownership, construction quality, maintenance, operations, and public utility of such item/s. • Upon completion of each section of road, drainage and landscape work to Council's satisfaction, 90% of the bond monies held by Council for these works will be released upon application. 10% may be retained by Council for a further 6 month period and may be used by Council to repair or rectify any defects or temporary works during the 6 month period.
	<p>Condition Reason: To ensure the design of the road, footpaths, driveway crossings and public stormwater drainage works are detailed and approved under section 138 of the Roads Act 1993 and to ensure the works are completed to Council's satisfaction.</p>
<p>D. 5.</p>	<p>Erosion and Sediment Control Plan – Submission and Approval</p> <p>Before the issue of any construction certificate, an erosion and sediment control plan, prepared by a suitably qualified person in accordance with the following documents, must be submitted to the Principal Certifier. The erosion and sediment control plan must comply with:</p> <ol style="list-style-type: none"> a) "Do it Right On Site, Soil and Water Management for the Construction Industry" and the accompanying factsheets published by the Southern Sydney Regional Organisation of Councils; and b) "Managing Urban Stormwater - Soils and Construction" 2004 published by the NSW Government (The Blue Book). <p>Where there is any conflict The Blue Book takes precedence.</p> <p>The Principal Certifier must be satisfied that the erosion and sediment control plan complies with the publications above prior to issuing any construction certificate.</p> <p>Notes:</p> <ul style="list-style-type: none"> • The International Erosion Control Association – Australasia www.austieca.com.au lists consultant experts who can assist in ensuring compliance with this condition. Where erosion and sedimentation plans are required for larger projects it is recommended that expert consultants produce these plans. • The "Do it Right On Site, Soil and Water Management for the Construction Industry" publication and accompanying factsheets can be downloaded from www.woollahra.nsw.gov.au, and The Blue Book is available at www.environment.nsw.gov.au • Under clause 73(2)(a)(v) of the Development Certification and Fire Safety Regulation an Accredited Certifier may be satisfied as to this matter.

	<p>Condition Reason: To prevent potential water pollution and dust nuisance.</p>										
<p>D. 6.</p>	<p>Payment of S7.12 Contributions Levy</p> <p>A payment of a levy authorised by section 7.12 of the Environmental Planning and Assessment Act 1979 must be paid prior to the issue of any Construction Certificate or Subdivision Works Certificate. The Principal Certifier is to be provided with the original receipt for payment under the Woollahra Section 7.12 Development Contributions Plan 2022.</p> <p>A cost estimate report, no more than 3 months old, demonstrating the proposed cost of carrying out the development must be completed and submitted to Council for determination of the costs of work. This report must incorporate all approved modification applications. The costs and expenses of the proposed cost of development must be established in accordance with clause 208 of the Environmental Planning and Assessment Regulation 2021.</p> <p>The cost estimate report must be in the form of:</p> <ul style="list-style-type: none"> • A cost summary report, prepared by the applicant or a suitably qualified person for a development up to \$749,999; or • A quantity surveyor's report, for development over \$750,000. <p>The applicable levy rate is to be calculated using the summary schedule below.</p> <table border="1" data-bbox="331 974 1364 1142"> <thead> <tr> <th colspan="2" style="background-color: #e0e0e0;">Summary Schedule</th> </tr> <tr> <th style="background-color: #e0e0e0;">Development Cost</th> <th style="background-color: #e0e0e0;">Levy Rate</th> </tr> </thead> <tbody> <tr> <td>• Up to and including \$100,000</td> <td>Nil</td> </tr> <tr> <td>• More than \$100,000 and up to and including \$200,000</td> <td>0.5% of the cost</td> </tr> <tr> <td>• More than \$200,000</td> <td>1% of the cost</td> </tr> </tbody> </table> <p>How must the payments be made? Payments must be made by:</p> <ul style="list-style-type: none"> • Cash deposit with Council, • Credit card payment with Council, or • Bank cheque made payable to Woollahra Municipal Council. <p>Deferred or periodic payment of section 7.12 levy Where the Applicant makes a written request supported by reasons for payment of the section 7.12 levy other than as required by clause 2.9, the Council may accept deferred or periodic payment. The decision to accept a deferred or periodic payment is at the sole discretion of the Council, which will consider:</p> <ul style="list-style-type: none"> • the reasons given, • whether any prejudice will be caused to the community deriving benefit from the public facilities, • whether any prejudice will be caused to the efficacy and operation of the Plan, and • whether the provision of public facilities in accordance with the adopted works schedule will be adversely affected. <p>Council may, as a condition of accepting deferred or periodic payment, require the provision of a bank guarantee where:</p> <ul style="list-style-type: none"> • the guarantee is by an Australian bank for the amount of the total outstanding contribution, • the bank unconditionally and irrevocably agrees to pay the guaranteed sum to the Council on written request by Council prior to the issue of an occupation certificate, 	Summary Schedule		Development Cost	Levy Rate	• Up to and including \$100,000	Nil	• More than \$100,000 and up to and including \$200,000	0.5% of the cost	• More than \$200,000	1% of the cost
Summary Schedule											
Development Cost	Levy Rate										
• Up to and including \$100,000	Nil										
• More than \$100,000 and up to and including \$200,000	0.5% of the cost										
• More than \$200,000	1% of the cost										

- a time limited bank guarantee or a bank guarantee with an expiry date is not acceptable,
- the bank agrees to pay the guaranteed sum without recourse to the applicant or landowner or other person who provided the guarantee and without regard to any dispute, controversy, issue or other matter relating to the development consent or the carrying out of development in accordance with the development consent, and
- the bank's obligations are discharged when payment to the Council is made in accordance with the guarantee or when Council notifies the bank in writing that the guarantee is no longer required.

Any deferred or periodic payment of the section 7.12 levy will be adjusted in accordance with clause 2.12 of the Plan. The Applicant will be required to pay any charges associated with establishing or operating the bank guarantee. Council will not cancel the bank guarantee until the outstanding contribution as indexed and any accrued charges are paid.

Do you need HELP indexing the levy?

Please contact Council's Customer Service Team on 02 9391 7000. Failure to correctly calculate the adjusted development levy will delay the issue of any certificate issued under section 6.4 of the Act and could void any such certificate (e.g. construction certificate, subdivision certificate, or occupation certificate).

Condition Reason: To ensure any relevant contributions are paid.

D. 7. Tree Protection Plan and Specification

Before the issue of any construction certificate, the Principal Certifier must ensure the measures for tree protection detailed in this consent are in place. The construction certificate plans and specifications must show the following information:

- a) Trees to be numbered and coloured in accordance with these conditions:
 - shaded green where required to be retained and protected
 - shaded red where authorised to be removed
 - shaded yellow where required to be transplanted
 - shaded blue where required to be pruned

- b) Tree Protection Plan and Specification prepared by an arborist with a minimum qualification of AQF 5 including the following:
 - Tree Location Plan (to scale) based on/overlaid with the approved plans, indicating trees to be retained, removed or transplanted, and the location of tree protection zones (TPZ) and structural root zones (SRZ) of trees to be retained and protected.
 - The plan must also include site specific tree protection recommendations such as fencing, ground and trunk protection and other protection devices.
 - Tree Protection Specification (written document) with tree protection requirements included from this consent and in accordance with sections 4 & 5 of AS4970, providing guidance for the implementation of tree protection methods.
 - To minimise construction damage, the plan must show specific areas requiring works to be done under direct supervision of the project arborist.

- c) References to applicable tree management plan, arborists report or transplant method statement.

	<p>This plan must be kept on site until the issue of the occupation certificate for the whole building.</p> <p>Condition Reason: To ensure the construction certificate includes the approved tree management details, and all measures are implemented.</p>
<p>D. 8.</p>	<p>Structural Adequacy of Existing Supporting Structures</p> <p>Before the issue of any construction certificate, a certificate from a professional structural engineer, certifying the adequacy of the existing supporting structure to support the additional loads proposed to be imposed by the development, must be provided to the Principal Certifier and submitted with the construction certificate application.</p> <p>Condition Reason: To ensure that the existing structure is able to support the additional loads proposed.</p>
<p>D. 9.</p>	<p>Professional Engineering Details</p> <p>Before the issue of any construction certificate, the construction certificate plans and specifications, required under clause 7 of the Development Certification and Fire Safety Regulation, must include detailed professional engineering plans and/or specifications for all structural, electrical, hydraulic, hydrogeological, geotechnical, mechanical and civil work complying with this consent, approved plans, and supporting documentation.</p> <p>Detailed professional engineering plans and/or specifications must be submitted to the Principal Certifier with the application for any construction certificate.</p> <p>Notes:</p> <ul style="list-style-type: none"> • This does not affect the right of the developer to seek staged construction certificates. <p>Condition Reason: To ensure professional engineering details and technical specifications are provided.</p>
<p>D. 10.</p>	<p>Engineer Certification</p> <p>Before the issue of any construction certificate, engineer certification must be submitted to the Principal Certifier confirming that the structural design does not incorporate any temporary or permanent underpinning works or ground anchors, bolts, etc. which encroach outside the boundaries of the subject property.</p> <p>This development consent does NOT give approval to any works outside the boundaries of the subject property including any underpinning works to any structures on adjoining properties and Council's property.</p> <p>Condition Reason: To ensure certification is provided that demonstrates all structural works are located within the boundaries of the site and do not include underpinning works to any structures on adjoining properties.</p>

<p>D. 11.</p>	<p>Parking Facilities</p> <p>Before the issue of any construction certificate, the construction certificate plans and specifications required under clause 7 of the Development Certification and Fire Safety Regulation, must include detailed plans and specifications for all bicycle, car and commercial vehicle parking in compliance with AS2890.3: Parking Facilities - Bicycle Parking Facilities, AS 2890.6 Parking facilities - Off-street parking for people with disabilities, AS/NZS 2890.1: Parking Facilities - Off-Street Car Parking and AS 2890.2: Off-Street Parking: Commercial Vehicle Facilities respectively. Access levels and grades must comply with access levels and grades required by Council under the Roads Act 1993.</p> <p>The Principal Certifier has no discretion to reduce or increase the number or area of car parking or commercial parking spaces required to be provided and maintained by this consent.</p> <p>Condition Reason: To ensure parking facilities are designed in accordance with the Australian Standard.</p>
<p>D. 12.</p>	<p>Stormwater Management Plan</p> <p>Before the issue of any Construction Certificate, the applicant must submit, for approval by the Principal Certifier, detailed stormwater management plans prepared by a chartered professional civil engineer, which include the following:</p> <ol style="list-style-type: none"> a) The discharge of stormwater from the site, by direct connection to the street kerb. b) The provision of a minimum 450mm x 450mm boundary junction pit prior to discharging stormwater from the site to the street drainage system. The discharge of stormwater from the site to the street kerb must be located within the frontage of the site. Only one stormwater outlet with a maximum discharge rate of 20 l/s in the 1% AEP storm event will be permitted. Full supporting calculations must be included in the stormwater management plans. The stormwater outlet pipe across the Council's property must have a minimum grade of 1% to comply with Council's DCP and AS3500.3. c) All below ground structures are to be fully tanked such that subsoil drainage/seepage water is NOT collected and discharged to the kerb and gutter to comply with Chapter E2.2.5 of Council's DCP. Notation to this requirement must be clearly depicted on the drawings, d) The stormwater management plans must specify any components of the existing drainage system to be retained and certified to be in good condition and of adequate capacity to convey additional runoff and be replaced or upgraded if required. e) Internal stormwater drainage including but not limited to gutters and downpipes, pipes and pits are to be designed for rainfall intensities up to and including the 1% AEP event if an unimpeded overland flow path to the street drainage system is not available. Design details and calculations must be included in the stormwater management plans, f) Detail the location of the existing stormwater drainage system including all pipes, inspection openings, surface drains, pits and their discharge location as well as any new stormwater drainage system. g) Detail any remedial works required to upgrade the existing stormwater drainage system. h) Dimensions of all drainage pits and access grates must comply with AS3500.3. i) Compliance the objectives and performance requirements of the BCA.

	<p>j) General compliance with the Council's Woollahra DCP 2015 Chapter E2 – Stormwater and Flood Risk Management.</p> <p>The <i>Stormwater Management Plan</i> must also include the following specific requirements:</p> <p><u>Layout plan</u> A detailed drainage plan at a scale of 1:100 based on drainage calculations prepared in accordance with the Australian Government publication, <i>Australian Rainfall and Run-off, 2019</i> edition or most current version thereof. It must include:</p> <ul style="list-style-type: none"> a) All pipe layouts, dimensions, grades, lengths and material specification, b) Location and dimensions of all downpipes, c) All invert levels reduced to Australian Height Datum (AHD), d) Location and dimensions of all drainage pits, e) Point and method of connection to Councils drainage infrastructure, and f) Overland flow paths over impervious areas. <p><u>Rainwater Reuse System details:</u></p> <ul style="list-style-type: none"> a) Any potential conflict between existing and proposed trees and vegetation, b) Internal dimensions and volume of the proposed rainwater storage, c) Plans, elevations and sections showing the rainwater tanks, finished surface level and adjacent structures, d) Details of access and maintenance facilities, e) Construction and structural details of all tanks and pits and/or manufacturer's specifications for proprietary first flush products, f) Details of the emergency overland flow-path (to an approved Council drainage point) in the event of a blockage to the rainwater tanks, <p>Where new Stormwater Drainage System crosses the footpath area within any road, separate approval under section 138 of the <i>Roads Act 1993</i> must be obtained from Council for those works before the issue of any Construction Certificate.</p> <p>All Stormwater Drainage System work within any road or public place must comply with Woollahra Municipal Council's <i>Specification for Roadworks, Drainage and Miscellaneous Works (2012)</i>.</p>
	<p>Condition Reason: To ensure that site stormwater is disposed of in a controlled and sustainable manner.</p>
<p>D. 13.</p>	<p>Electric vehicle circuitry and electric vehicle charging point requirements</p> <p>Before the issue of any construction certificate, the construction certificate plans and specifications required under clause 7 of the Development Certification and Fire Safety Regulation, must include an accurate electrical plan of all off-street car parking spaces, prepared by a suitably qualified person, which includes details and specifications to illustrate how the off-street car parking spaces will be constructed with the capacity to install at a minimum, a 'Level 2' (single phase, 7Kw power) electric vehicle charger point.</p> <p>Condition Reason: To ensure the provision of electric vehicle circuitry to enable the future installation of electric vehicle charging point(s).</p>

E. BEFORE BUILDING WORK COMMENCES

<p>E. 1.</p>	<p>Compliance with Building Code of Australia and insurance requirements under the Home Building Act 1989</p> <p>Before any building work commences, and under section 4.17(11) of the Act, the following conditions are prescribed in relation to a development consent for development that involves any building work:</p> <ol style="list-style-type: none"> a) that the work must be carried out in accordance with the requirements of the Building Code of Australia, b) in the case of residential building work for which the Home Building Act 1989 requires there to be a contract of insurance in force in accordance with Part 6 of that Act, that such a contract of insurance is in force before any building work authorised to be carried out by the consent commences. <p>This condition does not apply:</p> <ol style="list-style-type: none"> a) to the extent to which an exemption is in force under the Home Building Regulation 2014, or b) to the erection of a temporary building. <p>In this condition, a reference to the BCA is a reference to that code as in force on the date the application for the relevant Construction Certificate is made.</p> <p>Notes:</p> <ul style="list-style-type: none"> • This condition must be satisfied prior to commencement of any work in relation to the contract of insurance under the Home Building Act 1989. This condition also has effect during the carrying out of all building work with respect to compliance with the Building Code of Australia. • All new guttering is to comply with the provisions of AS3500. <p>Condition Reason: To ensure that works are carried out in accordance with the Building Code of Australia and any required contract of insurance is in force.</p>
<p>E. 2.</p>	<p>Erosion and Sediment Controls – Installation</p> <p>Before any building work commences, water pollution, erosion and sedimentation controls must be installed and maintained in accordance with:</p> <ol style="list-style-type: none"> a) The Soil and Water Management Plan if required under this consent; b) “Do it Right On Site, Soil and Water Management for the Construction Industry” and accompanying factsheets published by the Southern Sydney Regional Organisation of Councils, and c) “Managing Urban Stormwater - Soils and Construction” 2004 published by the NSW Government (The Blue Book). <p>Where there is any conflict The Blue Book takes precedence.</p> <p>Notes:</p> <ul style="list-style-type: none"> • The International Erosion Control Association – Australasia (www.austieca.com.au/) lists consultant experts who can assist in ensuring compliance with this condition. • Where Soil and Water Management Plan is required for larger projects it is recommended that this be produced by a member of the International Erosion Control Association – Australasia. • The “Do it Right On Site, Soil and Water Management for the Construction Industry” publication and the accompanying factsheets can be downloaded from www.woollahra.nsw.gov.au and The Blue Book is available at www.environment.nsw.gov.au

	<ul style="list-style-type: none"> • A failure to comply with this condition may result in penalty infringement notices, prosecution, notices and orders under the Act and/or the Protection of the Environment Operations Act 1997 without any further warning. It is a criminal offence to cause, permit or allow pollution. • Section 257 of the Protection of the Environment Operations Act 1997 provides inter alia that “the occupier of premises at or from which any pollution occurs is taken to have caused the pollution”. • Warning: Irrespective of this condition any person occupying the site may be subject to proceedings under the Protection of the Environment Operations Act 1997 where pollution is caused, permitted or allowed as the result of their occupation of the land being. <p>Condition Reason: To prevent potential water pollution and dust nuisance.</p>
<p>E. 3.</p>	<p>Building - Construction Certificate, Appointment of Principal Certifier, Appointment of Principal Contractor and Notice of Commencement (Part 6, Division 6.3 of the Act)</p> <p>Building work must not commence, until:</p> <ol style="list-style-type: none"> a) A construction certificate for the building work has been issued by the consent authority, the Council (if the Council is not the consent authority) or an accredited Certifier, and b) The person having the benefit of the development consent has: <ul style="list-style-type: none"> • appointed a Principal Certifier for the building work, and • notified the Principal Certifier that the person will carry out the building work as an Owner-builder, if that is the case, and c) The Principal Certifier has, no later than 2 days before the building work commences: <ul style="list-style-type: none"> • notified the consent authority and the Council (if the Council is not the consent authority) of his or her appointment, and • notified the person having the benefit of the development consent of any critical stage inspections and other inspections that are to be carried out in respect of the building work, and d) The person having the benefit of the development consent, if not carrying out the work as an Owner-builder, has: <ul style="list-style-type: none"> • appointed a Principal Contractor for the building work who must be the holder of a contractor licence if any residential building work is involved, and • notified the Principal Certifier of any such appointment, and • unless that person is the Principal Contractor, notified the Principal Contractor of any critical stage inspections and other inspections that are to be carried out in respect of the building work, and • given at least 2 days’ notice to the Council of the person’s intention to commence the erection of the building. <p>Notes:</p> <ul style="list-style-type: none"> • Building has the same meaning as in section 1.4 of the Act and includes part of a building and any structure or part of a structure. • New building has the same meaning as in section 6.1 of the Act and includes an altered portion of, or an extension to, an existing building. • The commencement of demolition works associated with an altered portion of, or an extension to, an existing building is considered to be the commencement of building work requiring compliance with section 6.6(2) of the Act (including the need for a Construction Certificate) prior to any demolition work. See: <i>Over our Dead Body Society Inc v Byron Bay Community Association Inc</i> [2001] NSWLEC 125. • Construction Certificate Application, PC Service Agreement and Notice of Commencement forms can be downloaded from Council’s website www.woollahra.nsw.gov.au • It is an offence for any person to carry out the erection of a building in breach of this condition and in breach of section 6.6(2) of the Act.

	<ul style="list-style-type: none"> Under the Home Building Act 1989 any property owner who intends undertaking construction work to a dwelling house or dual occupancy to the value of \$12,000 or over must complete an approved education course and obtain an owner-builder permit from NSW Fair Trading. <p>Condition Reason: To ensure a construction certificate has been issued, a Principal Certifier is appointed, a Principal Contractor (if applicable) is appointed, and a notice of commencement has been submitted.</p>
E. 4.	<p>Notification of Home Building Act 1989 requirements</p> <p>Residential building work within the meaning of the Home Building Act 1989 must not be carried out unless the Principal Certifier for the development to which the work relates (not being the Council) has given the Council written notice of the following information:</p> <p>a) In the case of work for which a Principal Contractor is required to be appointed:</p> <ul style="list-style-type: none"> the name and licence number of the Principal Contractor, and the name of the insurer by which the work is insured under Part 6 of that Act, <p>b) In the case of work to be done by an Owner-builder:</p> <ul style="list-style-type: none"> the name of the Owner-builder, and if the Owner-builder is required to hold an Owner-builder permit under that Act, the number of the Owner-builder permit. <p>If arrangements for doing the residential building work are changed while the work is in progress so that the information notified under subclause (2) becomes out of date, further work must not be carried out unless the Principal Certifier for the development to which the work relates (not being the Council) has given the Council written notice of the updated information.</p> <p>This clause does not apply in relation to Crown building work that is certified, in accordance with section 6.28 of the Act, to comply with the Building Code of Australia.</p> <p>For the purposes of section 4.17(11) of the Act, the requirements of this condition are prescribed as conditions of a development consent for development that involves any residential building work within the meaning of the Home Building Act 1989.</p> <p>Condition Reason: To ensure Council is notified of the Home Building Acts 1989 requirements.</p>

F. DURING BUILDING WORK

F. 1.	<p>Compliance with BCA and Insurance Requirements under the Home Building Act 1989</p> <p>While site work is being carried out:</p> <p>a) work must be carried out in accordance with the requirements of the Building Code of Australia (BCA),</p> <p>b) in the case of residential building work for which the Home Building Act 1989 requires there to be a contract of insurance in force in accordance with Part 6 of that Act, that such a contract of insurance is in force before any building work authorised to be carried out by the consent commences.</p>
--------------	---

	<p>This condition does not apply:</p> <ol style="list-style-type: none"> a) to the extent to which an exemption is in force under the Development Certification and Fire Safety Regulations, or b) to the erection of a temporary building. <p>In this clause, a reference to the BCA is a reference to that Code as in force on the date the application for the relevant construction certificate is made.</p> <p>For the purposes of section 4.17(11) of the Act, the above condition is prescribed in relation to a development consent for development that involves any building work.</p> <p>Notes:</p> <ul style="list-style-type: none"> • All new guttering is to comply with the provisions of AS 3500. <p>Condition Reason: To ensure compliance with the BCA and Home building Act 1989.</p>
<p>F. 2.</p>	<p>Critical Stage Inspections</p> <p>While site work is being carried out, critical stage inspections must be called for by the Principal Contractor or Owner-builder as required by the Principal Certifier, any PC service agreement, the Act, the Development Certification and Fire Safety Regulation, and the Regulation.</p> <p>Work must not proceed beyond each critical stage until the Principal Certifier is satisfied that work is proceeding in accordance with this consent, the construction certificate(s) and the Act.</p> <p>Critical stage inspections means the inspections prescribed by the Development Certification and Fire Safety Regulations, and Regulations for the purposes of section 6.5 of the Act or as required by the Principal Certifier and any PC Service Agreement.</p> <p>Notes:</p> <ul style="list-style-type: none"> • The Principal Certifier may require inspections beyond mandatory critical stage inspections in order that the Principal Certifier be satisfied that work is proceeding in accordance with this consent. • The Principal Certifier may, in addition to inspections, require the submission of Compliance Certificates, survey reports or evidence of suitability in accordance with Part A2G2 of the BCA in relation to any matter relevant to the development. <p>Condition Reason: To ensure that building work progresses in accordance with the approved plans, conditions of consent, and requirements of the act.</p>
<p>F. 3.</p>	<p>Hours of Work –Amenity of the Neighbourhood</p> <p>While site work is being carried out:</p> <ol style="list-style-type: none"> a) No work must take place on any Sunday or public holiday. b) No work must take place before 7am or after 5pm any weekday. c) No work must take place before 7am or after 1pm any Saturday. d) The following work must not take place before 9am or after 4pm any weekday, or before 9am or after 1pm any Saturday or at any time on a Sunday or public holiday: <ol style="list-style-type: none"> i. piling, ii. piercing, iii. rock or concrete cutting, boring or drilling, iv. rock breaking,

- v. rock sawing,
 - vi. jack hammering, or
 - vii. machine excavation.
- e) No loading or unloading of material or equipment associated with the activities listed in part d) above must take place before 9am or after 4pm any weekday, or before 9am or after 1pm any Saturday or at any time on a Sunday or public holiday.
- f) No operation of any equipment associated with the activities listed in part d) above must take place before 9am or after 4pm any weekday, or before 9am or after 1pm any Saturday or at any time on a Sunday or public holiday.
- g) No rock excavation being cutting, boring, drilling, breaking, sawing , jack hammering or bulk excavation of rock, must occur without a 15 minute interval break within every hour.

Notes:

- The use of noise and vibration generating plant and equipment and vehicular traffic, including trucks in particular, significantly degrade the amenity of neighbourhoods and more onerous restrictions apply to these activities. This more invasive work generally occurs during the foundation and bulk excavation stages of development. If you are in doubt as to whether or not a particular activity is considered to be subject to the more onerous requirement (9am to 4pm weekdays and 9am to 1pm Saturdays) please consult with Council.
- Each and every breach of this condition by any person may be subject to a separate penalty infringement notice or prosecution.
- The delivery and removal of plant, equipment and machinery associated with wide loads subject to Transport for NSW and NSW Police restrictions on their movement outside the approved hours of work will be considered on a case by case basis.
- Compliance with these hours of work does not affect the rights of any person to seek a remedy to offensive noise as defined by the Protection of the Environment Operations Act 1997, the Protection of the Environment Operations (Noise Control) Regulation 2017.
- NSW EPA Noise Guide is available at www.epa.nsw.gov.au/noise/nqlg.htm

Condition Reason: To mitigate the impact of work upon the amenity of the neighbourhood.

F. 4. Maintenance of Vehicular and Pedestrian Safety and Access

While site work is being carried out, any person acting with the benefit of this consent must:

- a) Not erect or maintain any gate or fence that swings out, or encroaches upon the road or the footway.
- b) Not use the road or footway for the storage of any article, material, matter, waste or thing.
- c) Not use the road or footway for any work.
- d) Keep the road and footway in good repair free of any trip hazard or obstruction.
- e) Any damage caused to the road, footway, vehicular crossing, nature strip or any public place must be immediately made safe and then repaired, to the satisfaction of Council.
- f) Not stand any plant and equipment upon the road or footway.
- g) If it is proposed to locate any site fencing, hoardings, skip bins or other articles upon any part of the footpath, nature strip or any public place, or operate a crane, hoist or concrete pump on or over Council land, an application must be submitted to and approved by Council beforehand.
- h) Provide a clear safe pedestrian route a minimum of 1.5m wide.

- i) Protect heritage listed street name inlays located in the footpath, kerb and gutter, and any other structure, to ensure they are not removed or damaged during development.

This condition does not apply to the extent that a permit or approval exists under the section 148B of the Road Transport Act 2013, section 138 of the Roads Act 1993 or section 68 of the Local Government Act 1993 except that at all time compliance is required with:

- a) Australian Standard AS 1742 (Set): Manual of uniform traffic control devices and all relevant parts of this set of standards.
- b) Australian Road Rules.

Notes:

- Section 148B of the Road Transport Act 2013 allows the NSW Police to close any road or road related area to traffic during any temporary obstruction or danger to traffic or for any temporary purpose.
- Section 138 of the Roads Act 1993 provides that a person must not:
 - erect a structure or carry out a work in, on or over a public road, or
 - dig up or disturb the surface of a public road, or
 - remove or interfere with a structure, work or tree on a public road, or
 - pump water into a public road from any land adjoining the road, or
 - connect a road (whether public or private) to a classified road,
 - otherwise than with the consent of the appropriate roads authority.
- Section 68 of the Local Government Act 1993 provides that a person may carry out certain activities only with the prior approval of the Council including:
 - Part C Management of waste:
 - a) For fee or reward, transport waste over or under a public place
 - b) Place waste in a public place
 - c) Place a waste storage container in a public place.
 - Part E Public roads:
 - a) Swing or hoist goods across or over any part of a public road by means of a lift, hoist or tackle projecting over the footway
 - b) Expose or allow to be exposed (whether for sale or otherwise) any article in or on or so as to overhang any part of the road or outside a shop window or doorway abutting the road, or hang an article beneath an awning over the road.

Condition Reason: To ensure safe access is maintained to footpaths and roads during building works.

F. 5. Tree Preservation

While site work is being carried out, all persons must comply with Chapter E.3 – *Tree Management* of Council’s Development Control Plan (DCP) 2015, other than where varied by this consent. The DCP applies to any tree with a height greater than 5 metres or a diameter spread of branches greater than 3 metres.

General Protection Requirements:

- a) The tree protection measures must be maintained during all development work unless otherwise specified within these conditions of consent.
- b) Excavation must cease where tree roots with a diameter exceeding 50mm are exposed. The principal contractor must procure an inspection of the exposed tree roots by an arborist with a minimum AQF Level 5 qualification. Excavation must only recommence with the implementation of the recommendations of the arborist.
- c) Where there is damage to any part of a tree the principal contractor must procure an inspection of the tree by a qualified arborist immediately. The principal contractor must immediately implement treatment as directed by the arborist. The arborist is to supply a detailed report to the appointed certifier.

	<p>Trees must be pruned in accordance with Australian Standard AS 4373 “Pruning of Amenity Trees” and WorkCover NSW Code of Practice Amenity Tree Industry.</p> <p>Condition Reason: To protect trees during the carrying out of sitework.</p>
<p>F. 6.</p>	<p>Maintenance of Environmental Controls</p> <p>While site work is being carried out, the following monitoring, measures and controls must be maintained:</p> <ul style="list-style-type: none"> a) erosion and sediment controls, b) dust controls, c) dewatering discharges, d) noise controls, e) vibration monitoring and controls, and f) ablutions. <p>Condition Reason: To ensure that environmental controls are maintained during building works to protect the public and surrounding environment.</p>
<p>F. 7.</p>	<p>Support of Adjoining Land Owners</p> <p>While site work is being carried out, a person must not to do anything on or in relation to the site (the supporting land) that removes the support provided by the supporting land to any other land (the supported land) or building (the supported building).</p> <p>For the purposes of this condition, supporting land includes the natural surface of the site, the subsoil of the site, any water beneath the site, and any part of the site that has been reclaimed.</p> <p>Notes:</p> <ul style="list-style-type: none"> • This condition does not authorise any trespass or encroachment upon any adjoining or supported land or building whether private or public. Where any underpinning, shoring, soil anchoring (temporary or permanent) or the like is considered necessary upon any adjoining or supported land by any person the Principal Contractor or Owner-builder must obtain: <ul style="list-style-type: none"> - the consent of the owners of such adjoining or supported land to trespass or encroach, or - an access order under the Access to Neighbouring Land Act 2000, or - an easement under section 88K of the Conveyancing Act 1919, or - an easement under section 40 of the Land and Environment Court Act 1979 as appropriate. • Section 177 of the Conveyancing Act 1919 creates a statutory duty of care in relation to support of land. Accordingly, a person has a duty of care not to do anything on or in relation to land being developed (the supporting land) that removes the support provided by the supporting land to any other adjoining land (the supported land). • Clause 17 of the Roads Regulation 2018 prohibits excavation in the vicinity of roads as follows: “Excavations adjacent to road - A person must not excavate land in the vicinity of a road if the excavation is capable of causing damage to the road (such as by way of subsidence) or to any work or structure on the road.” Separate approval is required under the Roads Act 1993 for any underpinning, shoring, soil anchoring (temporary) or the like within or under any road. Council will not give approval to permanent underpinning, shoring, soil anchoring within or under any road. • The encroachment of work or the like is a civil matter of trespass or encroachment and Council does not adjudicate or regulate such trespasses or encroachments except in relation to encroachments upon any road, public place, Crown land under Council’s care control or management, or any community or operational land as defined by the Local Government Act 1993.

	<p>Condition Reason: To ensure that the support of adjoining land is not removed.</p>
F. 8.	<p>Erosion and Sediment Controls – Maintenance</p> <p>While site work is being carried out, water pollution, erosion, and sedimentation controls must be maintained in accordance with:</p> <ol style="list-style-type: none"> a) the Soil and Water Management Plan required under this consent, b) “Do it Right On Site, Soil and Water Management for the Construction Industry” and the accompanying factsheets published by the Southern Sydney Regional Organisation of Councils, and c) “Managing Urban Stormwater - Soils and Construction” 2004 published by the NSW Government (The Blue Book). <p>Where there is any conflict The Blue Book takes precedence.</p> <p>Notes:</p> <ul style="list-style-type: none"> • A failure to comply with this condition may result in penalty infringement notices, prosecution, notices and orders under the Act and/or the Protection of the Environment Operations Act 1997 without any further warning. It is a criminal offence to cause, permit or allow pollution. • Section 257 of the Protection of the Environment Operations Act 1997 provides that “the occupier of premises at or from which any pollution occurs is taken to have caused the pollution”. • Warning: Irrespective of this condition any person occupying the site may be subject to proceedings under the Protection of the Environment Operations Act 1997 where pollution is caused, permitted or allowed as the result of the occupation of the land being developed whether or not they actually cause the pollution. <p>Condition Reason: To prevent potential water pollution and dust nuisance.</p>
F. 9.	<p>Disposal of Site Water During Construction</p> <p>While site work is being carried out:</p> <ol style="list-style-type: none"> a) Prior to pumping any water into the road or public stormwater system, approval must be obtained from Council under section 138(1)(d) of the Roads Act 1993. b) Water pollution, as defined by the Protection of the Environment Operations Act 1997, must not occur as the result of the discharge to the road, public stormwater system or other place of any site water. c) That stormwater from any roof or other impervious areas is linked, via temporary downpipes and stormwater pipes, to a Council approved stormwater disposal system immediately upon completion of the roof installation or work creating other impervious areas. <p>Condition Reason: To ensure that adjoining and neighbouring land is not adversely affected by unreasonable overland flows of stormwater and that site water does not cause erosion and water pollution.</p>
F. 10.	<p>Site Cranes</p> <p>While site work is being carried out, site crane(s) and hoist(s) may be erected within the boundary of the land being developed subject to compliance with Australian Standards AS 1418, AS 2549 and AS 2550 and all relevant parts to these standards.</p> <p>Cranes must not swing or hoist over any public place unless the relevant approvals have been obtained under the Local Government Act 1993, Crown Lands Act 1989 or Roads Act 1993.</p>

	<p>The crane must not be illuminated outside approved working hours other than in relation to safety beacons required by the Civil Aviation Safety Authority under the Civil Aviation Act 1988 (Cth).</p> <p>No illuminated sign(s) must be erected upon or displayed upon any site crane.</p> <p>Notes:</p> <ul style="list-style-type: none"> Where it is proposed to swing a crane over a public place a separate application to Council must be made under section 68 of the Local Government Act 1993 and obtain activity approval from Council prior to swinging or hoisting over the public place. Where it is proposed to swing a crane over private land the consent of the owner of that private land is required. Alternatively, an access order under the Access to Neighbouring Land Act 2000 or easement under section 88K of the Conveyancing Act 1919 or section 40 of the Land and Environment Court Act 1979 as appropriate must be obtained. The encroachment of cranes or the like is a civil matter of trespass and encroachment. Council does not adjudicate or regulate such trespasses or encroachments. <p>Condition Reason: To ensure site cranes are used safely with the relevant approvals.</p>
<p>F. 11.</p>	<p>Check Surveys - boundary location, building location, building height, stormwater drainage system and flood protection measures relative to Australian Height Datum</p> <p>While site work is being carried out, a registered surveyor must carry out check surveys and provide survey certificates confirming the location of the building(s), ancillary works, flood protection works and the stormwater drainage system relative to the boundaries of the site and that the height of buildings, ancillary works, flood protection works and the stormwater drainage system relative to Australian Height Datum complies with this consent at the following critical stages.</p> <p>Work must not proceed beyond each of the following critical stages until compliance has been demonstrated to the Principal Certifier's satisfaction:</p> <ol style="list-style-type: none"> Upon the completion of foundation walls prior to the laying of any floor or the pouring of any floor slab and generally at damp proof course level. Upon the completion of formwork for floor slabs prior to the laying of any floor or the pouring of any concrete and generally at each storey. Upon the completion of formwork or framework for the roof(s) prior to the laying of any roofing or the pouring of any concrete roof. Upon the completion of formwork and steel fixing prior to pouring of any concrete for any ancillary structure, flood protection work, swimming pool or spa pool or the like. Upon the completion of formwork and steel fixing prior to pouring of any concrete for driveways showing transitions and crest thresholds confirming that driveway levels match Council approved driveway crossing levels and minimum flood levels. Stormwater drainage Systems are in place prior to back filling over pipes confirming location, height and capacity of works. Flood protection measures are in place confirming location, height and capacity. <p>Condition Reason: To ensure that development occurs in the location and at the height approved under this consent, which is critical to ensure that buildings are constructed to minimum heights for flood protection and maximum heights to protect views and the amenity of neighbours.</p>

<p>F. 12.</p>	<p>Placement and Use of Skip Bins</p> <p>While site work is being carried out, all waste storage containers, including but not limited to skip bins, must be stored within the site unless:</p> <ol style="list-style-type: none"> a) Activity Approval has been issued by Council under section 68 of the Local Government Act 1993 to place the waste storage container in a public place; and b) where located on the road it is located only in a positions where a vehicle may lawfully park in accordance with the Australian Road Rules. <p>Notes:</p> <ul style="list-style-type: none"> • Waste storage containers must not be located on the footpath without a site specific activity approval. Where such site specific activity approval is granted a 1.5m wide clear path of travel is maintained free of any trip hazards. <p>Condition Reason: To ensure waste storage containers are appropriately located.</p>
<p>F. 13.</p>	<p>Prohibition of Burning</p> <p>While site work is being carried out, there must be no burning of any waste or other materials. The burning of copper chrome arsenate (CCA) or pentachlorophenol (PCP) treated timber is prohibited in all parts of NSW. All burning is prohibited in the Woollahra local government area.</p> <p>Notes:</p> <ul style="list-style-type: none"> • Under the Protection of the Environment Operations (Clean Air) Regulation 2021 all burning (including burning of vegetation and domestic waste) is prohibited except with approval. No approval is granted under this consent for any burning. <p>Condition Reason: To ensure no burning of waste occurs.</p>
<p>F. 14.</p>	<p>Dust Mitigation</p> <p>While site work is being carried out, dust mitigation must be implemented in accordance with “Dust Control - Do it right on site” and the accompanying facts sheets published by the Southern Sydney Regional Organisation of Councils.</p> <p>This generally requires:</p> <ol style="list-style-type: none"> a) Dust screens to all hoardings and site fences. b) All stockpiles or loose materials to be covered when not being used. c) All equipment, where capable, being fitted with dust catchers. d) All loose materials being placed bags before placing into waste or skip bins. e) All waste and skip bins being kept covered when not being filled or emptied. f) The surface of excavation work being kept wet to minimise dust. g) Landscaping incorporating trees, dense shrubs and grass being implemented as soon as practically possible to minimise dust. <p>Notes:</p> <ul style="list-style-type: none"> • “Dust Control - Do it right on site” and the accompanying factsheets can be downloaded from Council’s website www.woollahra.nsw.gov.au • Special precautions must be taken when removing asbestos or lead materials from development sites. Additional information can be obtained from www.safework.nsw.gov.au and www.epa.nsw.gov.au. Other specific conditions and advice may apply. • Demolition and construction activities may affect local air quality and contribute to urban air pollution. The causes are dust, smoke and fumes coming from equipment or activities, and airborne chemicals when spraying for pest management. Precautions must be taken to prevent air pollution.

	<p>Condition Reason: To mitigate the impact of dust upon the amenity of the neighbourhood and prevent water pollution.</p>
F. 15.	<p>Asbestos Removal</p> <p>While site work is being carried out, all asbestos removal work must be carried out safely according to NSW work health and safety legislation.</p> <p>Where hazardous material, including bonded or friable asbestos has been identified in accordance with the conditions in Section B above, and such material must be demolished, disturbed and subsequently removed, all such works must comply with the following criteria:</p> <ol style="list-style-type: none"> Be undertaken by contractors who hold a current SafeWork NSW “demolition licence” and a current SafeWork NSW “Class A licence” for friable asbestos removal. Be carried out in accordance with the relevant SafeWork NSW codes of practice. No asbestos products may be reused on the site. No asbestos laden skip or bins must be left in any public place. <p>Notes:</p> <ul style="list-style-type: none"> Before starting work, a work site-specific permit approving each asbestos project must be obtained from SafeWork NSW. A permit will not be granted without a current SafeWork licence. All removal, repair or disturbance of or to asbestos material must comply with: <ul style="list-style-type: none"> Work Health and Safety Act 2011, Work Health and Safety Regulation 2017, SafeWork NSW “Code of Practice: How to Safely Remove Asbestos” (2016), and SafeWork NSW “Code of Practice: How to Manage and Control Asbestos in the Workplace” (2016). For more information go to the SafeWork NSW website on asbestos www.safework.nsw.gov.au/health-and-safety/safety-topics-a-z/asbestos, and www.safework.nsw.gov.au/law-and-policy/legislation-and-codes/codes-of-practice or call 131 050 <p>Condition Reason: To ensure the safe removal of asbestos and protect the health and safety of persons working on the site and the public.</p>
F. 16.	<p>Classification of Hazardous Waste</p> <p>While site work is being carried out, and prior to the exportation of hazardous waste (including hazardous fill or soil) from the site, the waste materials must be classified in accordance with the provision of the Protection of the Environment Operations Act 1997 and the NSW EPA Waste Classification Guidelines, Part1: Classifying Waste, 2014.</p> <p>Condition Reason: To ensure that where hazardous waste will be removed from a site an asbestos licensed contractor can definitively determine where the waste may be legally taken for disposal.</p>
F. 17.	<p>Disposal of Asbestos and Hazardous Waste</p> <p>While site work is being carried out, asbestos and hazardous waste, once classified in accordance with the hazardous waste classification condition must only be transported to waste facilities licensed to accept asbestos and appropriate classifications of hazardous waste.</p>

	<p>Condition Reason: To ensure that asbestos and other hazardous waste is disposed of lawfully under the Protection of the Environment Operations Act 1997 and relevant NSW EPA requirements.</p>				
F. 18.	<p>Asbestos Removal Signage</p> <p>While site work is being carried out and when asbestos is being removed, standard commercially manufactured signs containing the words "DANGER ASBESTOS REMOVAL IN PROGRESS" measuring not less than 400mm x 300mm are to be erected in prominent visible positions on the site.</p> <p>Condition Reason: To ensure awareness of any hazard to the health and safety of persons working on the site and public.</p>				
F. 19.	<p>Notification of Asbestos Removal</p> <p>While site work is being carried out, in addition to the requirements for licensed asbestos removalists to give written notice to SafeWork NSW, all adjoining properties and those opposite the development site must be notified in writing of the dates and times when asbestos removal is to be conducted.</p> <p>The notification is to identify the licensed asbestos removal contractor and include a contact person for the site together with telephone and facsimile numbers and email addresses.</p> <p>Condition Reason: To ensure that local residents are informed and have adequate contact details for incidents of asbestos removal.</p>				
F. 20.	<p>Arborists Documentation and Compliance Checklist</p> <p>While site work is being carried out, the project arborist must provide written certification that all tree protection measures and construction techniques relevant to this consent have been implemented. Documentation for each site visit must include:</p> <ol style="list-style-type: none"> a record of the condition of trees to be retained prior to and throughout development, recommended actions to improve site conditions and rectification of non-compliance, and recommendations for future works which may impact the trees. <p>All compliance certification documents must be kept on site by the site Supervisor. As a minimum the following intervals of site inspections must be made:</p> <table border="1"> <thead> <tr> <th>Stage of arboricultural inspection and supervision</th> <th>Compliance documentation and photos must include</th> </tr> </thead> <tbody> <tr> <td>While site work is carried out</td> <td> <ul style="list-style-type: none"> The project arborist must supervise all demolition and excavation works within the Tree Protection Zones or specified distances of nominated trees listed in this consent. The project arborist must supervise the installation of the new driveway and crossover within 3.6 metres of Tree No.4, documenting the condition of roots and soil. Project Arborist to approve relocation of tree protection for landscaping. All landscaping works within the TPZ of trees to be retained are to be undertaken in consultation with the project Arborist to minimise the impact to trees. Regular inspections as indicated in the Tree Management Plan. </td> </tr> </tbody> </table>	Stage of arboricultural inspection and supervision	Compliance documentation and photos must include	While site work is carried out	<ul style="list-style-type: none"> The project arborist must supervise all demolition and excavation works within the Tree Protection Zones or specified distances of nominated trees listed in this consent. The project arborist must supervise the installation of the new driveway and crossover within 3.6 metres of Tree No.4, documenting the condition of roots and soil. Project Arborist to approve relocation of tree protection for landscaping. All landscaping works within the TPZ of trees to be retained are to be undertaken in consultation with the project Arborist to minimise the impact to trees. Regular inspections as indicated in the Tree Management Plan.
Stage of arboricultural inspection and supervision	Compliance documentation and photos must include				
While site work is carried out	<ul style="list-style-type: none"> The project arborist must supervise all demolition and excavation works within the Tree Protection Zones or specified distances of nominated trees listed in this consent. The project arborist must supervise the installation of the new driveway and crossover within 3.6 metres of Tree No.4, documenting the condition of roots and soil. Project Arborist to approve relocation of tree protection for landscaping. All landscaping works within the TPZ of trees to be retained are to be undertaken in consultation with the project Arborist to minimise the impact to trees. Regular inspections as indicated in the Tree Management Plan. 				

	<p>Inspections and compliance documentation must be made by an arborist with AQF Level 5 qualifications.</p> <p>Additional site visits must be made when required by site arborist and/or site foreman for ongoing monitoring/supervisory work.</p> <p>Condition Reason: To ensure that all tree protection measures and construction techniques relevant to this consent have been implemented.</p>								
<p>F. 21.</p>	<p>Replacement/Supplementary trees which must be planted</p> <p>While site work is being carried out, any replacement or supplementary tree must be grown in accordance with Tree stock for landscape use (AS 2303). The following replacement tree/s must be planted in deep soil landscaped area and maintained in a healthy and vigorous condition. If the replacement tree is found to be faulty, damaged, dying or dead before it attains a size whereby it becomes a prescribed tree in accordance with Chapter E.3 of Council's Development Control Plan, it must be replaced with another of the same species, which complies with the criteria outlined below.</p> <table border="1" data-bbox="336 846 1444 1032"> <thead> <tr> <th data-bbox="336 846 715 969">Species/Type</th> <th data-bbox="715 846 887 969">Planting Location</th> <th data-bbox="887 846 1134 969">Container Size/Size of Tree (at planting)</th> <th data-bbox="1134 846 1444 969">Minimum Dimensions at Maturity (metres)</th> </tr> </thead> <tbody> <tr> <td data-bbox="336 969 715 1032"><i>Banksia integrifolia</i> or <i>Libidibia ferrea</i></td> <td data-bbox="715 969 887 1032">Rear Yard</td> <td data-bbox="887 969 1134 1032">75L</td> <td data-bbox="1134 969 1444 1032">8 x 8</td> </tr> </tbody> </table> <p>The project arborist must document compliance with the above condition.</p> <p>Condition Reason: To ensure the provision of appropriate replacement planting.</p>	Species/Type	Planting Location	Container Size/Size of Tree (at planting)	Minimum Dimensions at Maturity (metres)	<i>Banksia integrifolia</i> or <i>Libidibia ferrea</i>	Rear Yard	75L	8 x 8
Species/Type	Planting Location	Container Size/Size of Tree (at planting)	Minimum Dimensions at Maturity (metres)						
<i>Banksia integrifolia</i> or <i>Libidibia ferrea</i>	Rear Yard	75L	8 x 8						
<p>F. 22.</p>	<p>Driveway and Crossover Installation adjacent to Tree 4</p> <p>A qualified Arborist (minimum AQF Level 5) shall supervise installation of the new driveway and crossover within the Tree Protection Zone of Tree 4. This includes excavation, form works and any disturbance to the ground between the trees.</p> <p>Installation of the driveway including excavation and formwork shall ensure tree sensitive methods are undertaken during the works.</p> <p>This must include hand excavation, small hand tools such as mattocks or using compressed air or water jetting only be used for excavation of the driveway and crossover and ensure tree roots equal to or greater than 50mm in diameter are not damaged or severed during the works.</p> <p>Approval is not granted for the severance, damaging, pruning or removal of any tree roots equal to or greater than 50mm in diameter (unless approved in these conditions of consent). The design and installation of the driveway and crossover shall be amended to ensure all tree roots equal to or greater than 50mm diameter are retained.</p> <p>Exposed roots to be retained shall be covered with mulch or a geotextile fabric and kept in a moist condition and prevented from drying out.</p>								

		<p>All root pruning must be undertaken in accordance with the Australian Standard 4373 “Pruning of Amenity Trees” and carried out by a qualified Arborist (minimum qualification of Australian Qualification Framework Level 5 or recognised equivalent). The project arborist shall document compliance with the above condition.</p> <p>Condition Reason: To ensure the installation of the driveway and crossover works would not adversely impact upon the health of existing trees.</p>								
F. 23.	Installation of stormwater pipes and pits in the vicinity of trees	<p>While site work is being carried out, excavation for the installation of stormwater pipes and pits within the specified radius from the trunks of the following trees must be carried out by hand.</p> <table border="1"> <thead> <tr> <th>Council Ref No</th> <th>Species</th> <th>Location</th> <th>Radius from centre of trunk (metres)</th> </tr> </thead> <tbody> <tr> <td>4</td> <td><i>Callistemon viminalis</i></td> <td>Street tree – Fletcher Street frontage</td> <td>3.6m</td> </tr> </tbody> </table> <p>Any roots equal to or greater than 50mm diameter uncovered for the installation of stormwater pipes and pits must not be severed and remain in situ bridging across the excavated trench. Pipes must be guided under any roots equal to or greater than 50mm bridging across excavated trenches. Stormwater pits must be positioned so that no roots equal to or greater than 50mm diameter are severed.</p> <p>The project arborist must document compliance with the above condition.</p> <p>Condition Reason: To ensure the installation of the stormwater works would not adversely impact upon the health of existing trees. Standard Condition F.52 (Autotext 52F)</p>	Council Ref No	Species	Location	Radius from centre of trunk (metres)	4	<i>Callistemon viminalis</i>	Street tree – Fletcher Street frontage	3.6m
Council Ref No	Species	Location	Radius from centre of trunk (metres)							
4	<i>Callistemon viminalis</i>	Street tree – Fletcher Street frontage	3.6m							

G. BEFORE ISSUE OF AN OCCUPATION CERTIFICATE

G. 1.	Occupation Certificate (section 6.9 of the Act)	<p>A person must not commence occupation or use of the whole or any part of a new building (within the meaning of section 6.10 of the Act) unless an occupation certificate has been issued in relation to the building or part.</p> <p>Notes:</p> <ul style="list-style-type: none"> New building includes an altered portion of, or an extension to, an existing building. <p>Condition Reason: To ensure the building is suitable to occupy.</p>
G. 2.	Amenity Landscaping	<p>Before the issue of any occupation certificate, all approved amenity landscaping (screen planting, soil stabilisation planting, etc.) and replacement/supplementary tree planting must be installed in accordance with the approved plans and documents and any relevant conditions of consent.</p> <p>Condition Reason: To ensure that the environmental impacts of the development are mitigated by approved landscaping prior to the occupation of the development.</p>

<p>G. 3.</p>	<p>Commissioning and Certification of Systems and Works</p> <p>Before the issue of any occupation certificate, works-as-executed (WAE) plans prepared by a registered surveyor, compliance certificates, and evidence of suitability in accordance with Part A5G1 of the BCA confirming that the works, as executed and as detailed, comply with the requirement of this consent, the Act, the Regulations, any relevant construction certificate, the BCA and relevant Australian Standards must be submitted to the satisfaction of the Principal Certifier.</p> <p>Works-as-executed plans, compliance certificates, and evidence of suitability in accordance with Part A5G1 of the BCA must include, but may not be limited to:</p> <ol style="list-style-type: none"> a) Certification from the supervising professional engineer that the requirement of the Geotechnical/Hydrogeological conditions and report recommendations were implemented and satisfied during development work. b) All flood protection measures. c) All garage/car park/basement car park, driveways and access ramps comply with Australian Standard AS 2890.1: Off-Street car parking. d) All stormwater drainage and storage systems. e) All mechanical ventilation systems. f) All hydraulic systems. g) All structural work. h) All acoustic attenuation work. i) All waterproofing. j) Such further matters as the Principal Certifier may require. <p>Notes:</p> <ul style="list-style-type: none"> • The PC may require any number of WAE plans, certificates, or other evidence of suitability as necessary to confirm compliance with the Act, Regulation, development standards, BCA, and relevant Australia Standards. As a minimum WAE plans and certification is required for stormwater drainage and detention, mechanical ventilation work, hydraulic services (including but not limited to fire services). • The PC must submit to Council, with any occupation certificate, copies of WAE plans, compliance certificates and evidence of suitability in accordance with Part A5G1 of the BCA upon which the PC has relied in issuing any occupation certificate. <p>Condition Reason: To ensure that systems and works as completed meet development standards as defined by the Act, comply with the BCA, and this consent, and to ensure a public record of works as executed is maintained.</p>
<p>G. 4.</p>	<p>Certification of Electric Vehicle Charging System</p> <p>Before the issue of any occupation certificate, certification by a suitably qualified person that the electric vehicle charger points and/or electric vehicle circuitry, has been installed in accordance with the construction certificate plans and specifications as required by Condition D.13 must be submitted to the satisfaction of the Principal Certifier.</p> <p>Condition Reason: To ensure the certification of the electric vehicle charging system.</p>
<p>G. 5.</p>	<p>Fulfilment of BASIX Commitments – Clause 44 of the Development Certification and Fire Safety Regulation</p> <p>Before the issue of any occupation certificate, all BASIX commitments must be effected in accordance with the BASIX certificate No. A1732555.</p>

	<p>Notes:</p> <ul style="list-style-type: none"> • Clause 44 of the Development Certification and Fire Safety Regulation applies to an occupation certificate if a relevant BASIX certificate requires a certifier to monitor fulfilment of a commitment listed in the certificate in relation to a building. The certifier must not issue an occupation certificate for the building unless the commitment has been fulfilled. <p>Condition Reason: To ensure that sustainable building commitments, to reduce water and energy consumption, are fulfilled prior to the occupation.</p>
<p>G. 6.</p>	<p>Landscaping</p> <p>Before the issue of any occupation certificate, the Principal Certifier and Council must be provided with a works-as-executed landscape plan and certification from a qualified landscape architect/designer, horticulturist and/or arborist as applicable to the effect that the landscaping and replacement/supplementary tree planting works comply with this consent.</p> <p>Condition Reason: To ensure that all landscaping work is completed prior to occupation.</p>
<p>G. 7.</p>	<p>Removal of Ancillary Works and Structures</p> <p>Before the issue of any occupation certificate for the whole of the building, The following articles must be removed from the land and any adjoining public place:</p> <ol style="list-style-type: none"> the site sign, ablutions, hoarding, scaffolding, and waste materials, matter, article or thing. <p>Condition Reason: To ensure that all ancillary matter is removed prior to occupation.</p>
<p>G. 8.</p>	<p>Works within Public Land (including Council, State or Federal owned land or property)</p> <p>Before the issue of any occupation certificate, the following works within public land, whether new/existing/renewed must be completed to the satisfaction of Council, in compliance with Council's Specification for Roadworks, Drainage and Miscellaneous Works (2012) unless expressly provided otherwise by these conditions at the person with the benefit of this consents expense:</p> <ol style="list-style-type: none"> stormwater pipes, pits, structures and connections to public stormwater systems within the road, driveways and vehicular crossings, renew/new retaining structures, overhang structures, encroachments or occupation or alienation of public land or property, removal of redundant driveways and any other structure, new footpaths, pathways, walkways, or dunny lanes, relocation of existing power/light pole, if applicable, relocation/provision of street signs, if applicable, new or replacement street trees, if applicable, verge landscape items, where a grass verge exists, the balance of the area between the footpath and the kerb or site boundary over the full frontage of the proposed development must be turfed.

	<p>The grass verge must be constructed to contain a uniform minimum 75mm of friable growing medium and have a total cover of turf predominant within the street,</p> <p>l) new or reinstated kerb and guttering within the road, and m) new or reinstated road surface pavement within the road.</p> <p>Notes:</p> <ul style="list-style-type: none"> • When determining whether the works within public land are satisfactory, Council will consider the ownership, construction quality, maintenance, operations, and public utility of such item/s. • Security held by Council under section 4.17(6) of the Act will not be released until compliance has been achieved with this condition. An application for the refund of security must be submitted with the occupation certificate to Council. This form can be downloaded from Council’s website www.woollahra.nsw.gov.au or obtained from Council’s customer service centre. <p>Condition Reason: To ensure road, drainage and miscellaneous works are completed to the satisfaction of Council prior to occupation.</p>
<p>G. 9.</p>	<p>Works-As-Executed Certification of Stormwater Systems</p> <p>Before the issue of an occupation certificate for the whole of the building, and on the completion of construction work, stormwater drainage works are to be certified by a professional engineer with works-as-executed drawings prepared by a registered surveyor and submitted for approval by the Principal Certifier detailing:</p> <p>a) compliance with conditions of development consent relating to stormwater, b) that subsoil drainage/seepage water is NOT collected and discharged into the kerb and gutter, c) that only one stormwater outlet pipe to kerb has been constructed within the frontage of the site, d) that the works have been constructed in accordance with the approved design, e) pipe invert levels and surface levels to Australian Height Datum, and f) contours indicating the direction in which water will flow over land should the capacity of the pit be exceeded in a storm event exceeding design limits.</p> <p>Condition Reason: To ensure the certification and ongoing maintenance of the stormwater system prior to the occupation of the whole building.</p>
<p>G. 10.</p>	<p>Arborists Documentation and Compliance Checklist – Prior to any occupation certificate</p> <p>Before the issue of any occupation certificate, the project arborist must provide written certification that all tree protection measures and construction techniques relevant to this consent have been implemented. Documentation for each site visit must include:</p> <p>a) A record of the condition of trees to be retained prior to and throughout development. b) Recommended actions to improve site conditions and rectification of non-compliance. c) Recommendations for future works which may impact the trees.</p> <p>All compliance certification documents must be kept on site by the site Supervisor.</p> <p>As a minimum the following intervals of site inspections must be made:</p>

	<table border="1"> <tr> <th data-bbox="335 197 678 286">Stage of arboricultural inspection and supervision</th> <th data-bbox="678 197 1401 286">Compliance documentation and photos must include</th> </tr> <tr> <td data-bbox="335 286 678 385">Prior to the issue of any occupation certificate</td> <td data-bbox="678 286 1401 385">Ensure all trees conditioned to be planted as part of this consent have been planted in accordance with the details prescribed in this consent.</td> </tr> </table> <p>Inspections and compliance documentation must be made by an arborist with AQF Level 5 qualifications.</p> <p>Additional site visits must be made when required by site arborist and/or site foreman for ongoing monitoring/supervisory work.</p> <p>Condition Reason: To ensure that all tree protection measures and construction techniques relevant to this consent are implemented.</p>	Stage of arboricultural inspection and supervision	Compliance documentation and photos must include	Prior to the issue of any occupation certificate	Ensure all trees conditioned to be planted as part of this consent have been planted in accordance with the details prescribed in this consent.
Stage of arboricultural inspection and supervision	Compliance documentation and photos must include				
Prior to the issue of any occupation certificate	Ensure all trees conditioned to be planted as part of this consent have been planted in accordance with the details prescribed in this consent.				
<p>G. 11.</p>	<p>Arborists Documentation and Compliance Checklist – Prior to an occupation certificate for the whole building</p> <p>Before the issue of any occupation certificate for the whole of the building, the project arborist must provide written certification that all tree protection measures and construction techniques relevant to this consent have been implemented.</p> <p>Documentation for each site visit must include:</p> <ol style="list-style-type: none"> A record of the condition of trees to be retained prior to and throughout development. Recommended actions to improve site conditions and rectification of non-compliance. Recommendations for future works which may impact the trees. <p>All compliance certification documents must be kept on site.</p> <p>As a minimum the following intervals of site inspections must be made:</p> <table border="1"> <tr> <th data-bbox="335 1344 715 1406">Stage of arboricultural inspection and supervision</th> <th data-bbox="715 1344 1417 1406">Compliance documentation and photos must include</th> </tr> <tr> <td data-bbox="335 1406 715 1657">Before the issue of any occupation certificate for the whole of the building</td> <td data-bbox="715 1406 1417 1657"> <ul style="list-style-type: none"> The project arborist must supervise the dismantling of tree protection measures After all demolition, construction and landscaping works are complete the project Arborist must assess that the subject trees have been retained in the same condition and vigour. If changes to condition are identified the project Arborist must provide recommendations for remediation. </td> </tr> </table> <p>Inspections and compliance documentation must be made by an arborist with AQF Level 5 qualifications.</p> <p>Additional site visits must be made when required by site arborist and/or site foreman for ongoing monitoring/supervisory work.</p> <p>Condition Reason: To ensure that all tree protection measures and construction techniques relevant to this consent are implemented.</p>	Stage of arboricultural inspection and supervision	Compliance documentation and photos must include	Before the issue of any occupation certificate for the whole of the building	<ul style="list-style-type: none"> The project arborist must supervise the dismantling of tree protection measures After all demolition, construction and landscaping works are complete the project Arborist must assess that the subject trees have been retained in the same condition and vigour. If changes to condition are identified the project Arborist must provide recommendations for remediation.
Stage of arboricultural inspection and supervision	Compliance documentation and photos must include				
Before the issue of any occupation certificate for the whole of the building	<ul style="list-style-type: none"> The project arborist must supervise the dismantling of tree protection measures After all demolition, construction and landscaping works are complete the project Arborist must assess that the subject trees have been retained in the same condition and vigour. If changes to condition are identified the project Arborist must provide recommendations for remediation. 				

H. OCCUPATION AND ONGOING USE

<p>H. 1.</p>	<p>Maintenance of BASIX Commitments</p> <p>During the occupation and ongoing use, all BASIX commitments must be maintained in accordance with the BASIX Certificate No. A1732555.</p> <p>This condition affects successors in title with the intent that environmental sustainability measures must be maintained for the life of development under this consent.</p> <p>Condition Reason: To ensure the approved environmental sustainability measures are maintained for the life of development.</p>
<p>H. 2.</p>	<p>Maintenance of Landscaping</p> <p>During the occupation and ongoing use, all landscaping must be maintained in general accordance with this consent.</p> <p>This condition does not prohibit the planting of additional trees or shrubs subject that they are native species endemic to the immediate locality.</p> <p>Notes:</p> <ul style="list-style-type: none"> • This condition also acknowledges that development consent is not required to plant vegetation and that over time additional vegetation may be planted to replace vegetation or enhance the amenity of the locality. • Owners must have regard to the amenity impact of trees upon the site and neighbouring land. <p>Condition Reason: To ensure that the landscaping design intent is not eroded over time by the removal of landscaping or inappropriate exotic planting.</p>
<p>H. 3.</p>	<p>Waste Management – Residential</p> <p>During the occupation and ongoing use, waste management must comply with the approved site waste minimisation and management plan (SWMMP) and with Woollahra DCP 2015, Chapter E5–Waste Management.</p> <p>The waste and recycling bins/crates must be placed on the footpath for collection, but not earlier than 12 hours prior to the designated collection time.</p> <p>The occupier of the site must remove waste and recycling bins/crates from the footpath within 12 hours of being emptied by Council’s waste service and they must be stored within the site in the approved waste storage area.</p> <p>No commercial waste must be placed within residential waste and recycling bins/crates.</p> <p>Notes:</p> <ul style="list-style-type: none"> • For further residential wastes management policy information go to www.woollahra.nsw.gov.au <p>Condition Reason: To ensure that the provisions of the approved SWMMP and Woollahra DCP are complied with during the ongoing operations of the development.</p>

SUBDIVISION WORK

I. BEFORE ISSUE OF A SUBDIVISION WORKS CERTIFICATE

Nil.

J. BEFORE SUBDIVISION WORK COMMENCES

Nil.

K. BEFORE ISSUE OF A SUBDIVISION CERTIFICATE

Nil.

LAND SUBDIVISION

L. BEFORE ISSUE OF A SUBDIVISION CERTIFICATE

Nil.

STRATA SUBDIVISION

M. BEFORE ISSUE OF A STRATA CERTIFICATE

Nil.

Note: In accordance with the Woollahra Local Planning Panel Operational Procedures the votes are recorded on this planning matter.

For the Motion

Graham Brown
Philippa Frecklington
Ronald Schaffer
Heather Warton

Against the Motion

Nil

4/0

ITEM No.	D2
FILE No.	DA224/2023/1
ADDRESS	46 Hopetoun Avenue, Vaucluse
PROPOSAL	Alterations and additions to a dwelling house including an additional level; the replacement of the swimming pool and landscaping

Reasons for Decision

The Panel has undertaken a site inspection, considered any submissions and reviewed the assessment report prepared by Council officers that addresses the relevant matters detailed in Section 4.15 of the Environmental Planning and Assessment Act 1979.

For the reasons generally in the assessment report, the Panel is satisfied that the application can be approved subject to the conditions in the assessment report.

Resolved: Pursuant to Section 4.16 of the Environmental Planning and Assessment Act 1979

THAT the Woollahra Local Planning Panel, exercising the functions of Council, as the consent authority, is satisfied that the written request from the applicant under Clause 4.6(4) of the Woollahra Local Environmental Plan 2014 have been adequately demonstrated and that consent may be granted to the development application, which contravenes the height development standard prescribed under Clause 4.3 of Woollahra LEP 2014. The Panel assumes the concurrence of the Secretary, Department of Planning and Environment.

AND

THAT the Woollahra Local Planning Panel, exercising the functions of Council, as the consent authority, grant development consent to Development Application No. 224/2023/1 for alterations and additions to a dwelling house including an additional level; the replacement of the swimming pool and landscaping on land at 46 Hopetoun Avenue Vaucluse, subject to the following conditions:

A. General Conditions

A.1 Conditions

Consent is granted subject to the following conditions imposed pursuant to section 4.16 of the *Environmental Planning and Assessment Act 1979* ("the *Act*") and the provisions of the *Environmental Planning and Assessment Regulation 2000* ("the *Regulation*") such conditions being reasonable and relevant to the development as assessed pursuant to section 4.15 of the *Act*.

Standard Condition: A1 (Autotext AA1)

A.2 Definitions

Unless specified otherwise, words have the same meaning as defined by the *Act*, the *Regulation* and the *Interpretation Act 1987* as in force at the date of consent.

Applicant means the applicant for this consent.

Approved Plans mean the plans endorsed by Council referenced by this consent as amended by conditions of this consent.

AS or **AS/NZS** means Australian Standard® or Australian/New Zealand Standard®, respectively, published by Standards Australia International Limited.

BCA means the Building Code of Australia as published by the Australian Building Codes Board as in force at the date of issue of any Construction Certificate.

Council means Woollahra Municipal Council

Court means the Land and Environment Court

Local native plants means species of native plant endemic to Sydney's eastern suburbs (see the brochure titled "Local Native Plants for Sydney's Eastern Suburbs" published by the Southern Sydney Regional Organisation of Councils).

Stormwater drainage system means all works, facilities and documentation relating to:

- the collection of stormwater,
- the retention of stormwater,
- the reuse of stormwater,

- the detention of stormwater,
- the controlled release of stormwater; and
- connections to easements and public stormwater systems.

Owner means the owner of the *site* and successors in title to the *site*.

Owner-builder has the same meaning as in the *Home Building Act 1989*.

PC means the Principal Certifier under the *Act*.

Principal Contractor has the same meaning as in the *Act*, or where a Principal Contractor has not been appointed by the Owner of the land being developed Principal Contractor means the Owner of the land being developed.

Professional engineer has the same meaning as in the *BCA*.

Public place has the same meaning as in the *Local Government Act 1993*.

Road has the same meaning as in the *Roads Act 1993*.

SEE means the final version of the Statement of Environmental Effects lodged by the Applicant.

Site means the land being developed subject to this consent.

Woollahra LEP means *Woollahra Local Environmental Plan 2014*

Woollahra DCP means *Woollahra Development Control Plan 2015*

Work for the purposes of this consent means:

- the use of land in connection with development,
- the subdivision of land,
- the erection of a building,
- the carrying out of any work,
- the use of any site crane, machine, article, material, or thing,
- the storage of waste, materials, site crane, machine, article, material, or thing,
- the demolition of a building,
- the piling, piercing, cutting, boring, drilling, rock breaking, rock sawing or excavation of land,
- the delivery to or removal from the *site* of any machine, article, material, or thing, or
- the occupation of the *site* by any person unless authorised by an occupation certificate.

Note: Interpretation of conditions - Where there is any need to obtain an interpretation of the intent of any condition this must be done in writing to Council and confirmed in writing by Council.
Standard Condition: A2 (Autotext AA2)

A.3 Approved Plans and Supporting Documents

Those with the benefit of this consent must carry out all work and maintain the use and works in accordance with both the architectural plans to which is affixed a Council stamp "Approved" and supporting documents listed below as submitted by the Applicant unless modified by any following condition.

Where the plans relate to alterations or additions only those works shown in colour or highlighted are approved.

Reference	Description	Author/Drawn	Date(s)
DA 0_01 Rev B DA 1_01 Rev B DA 1_02 Rev B DA 1_03 Rev B DA 1_04 Rev B DA 2_01 Rev B DA 2_02 Rev B DA 3_01 Rev B	Site Analysis Ground/Lower Ground plan First floor plan Second floor plan Roof plan Elevations North & East Elevations South & West Sections AA & BB	X. Pace Design Group Pty. Ltd.	04/04/2024
A500080_02	BASIX Certificate	NSW Department of Planning and Environment	28/03/2024
LP01- 0923 Rev B LP02- 0923 Rev B LP03- 0923 Rev B LP01- 0923 Rev B	Landscape Plans	Tanya Wood Landscape Architecture	26/06/2023
--	Arboricultural Impact Assessment and Management Plan	George Palmer – Botanic Tree Wise People Pty Ltd	--/06/2023
23111	Site Waste Minimisation and Management Plan	Dickens Solutions	--/06/2023

Note: Warning to Accredited Certifiers – You should always insist on sighting the original Council stamped approved plans. You should not rely solely upon the plan reference numbers in this condition. Should the Applicant not be able to provide you with the original copy Council will provide you with access to its files so you may review our original copy of the approved plan.

Note: These plans and supporting documentation may be subject to conditions imposed under section 4.17(1)(g) of the *Act* modifying or amending the development (refer to conditions which must be satisfied prior to the issue of any *Construction Certificate*.)

Standard Condition: A5 (Autotext AA5)

A.4 Ancillary Aspects of Development (section 4.17(2) of the Act)

The Owner must procure the repair, replacement or rebuilding of all road pavement, kerb, gutter, footway, footpaths adjoining the site or damaged as a result of work under this consent or as a consequence of work under this consent. Such work must be undertaken to Council's satisfaction in accordance with Council's *Specification for Roadworks, Drainage and Miscellaneous Works* (2012) unless expressly provided otherwise by these conditions at the Owner's expense.

Note: This condition does not affect the Principal Contractor's or any sub-contractors obligations to protect and preserve public infrastructure from damage or affect their liability for any damage that occurs.

Standard Condition: A8 (Autotext AA8)

A.5 No Underpinning works

This development consent does NOT give approval to any works outside the boundaries of the subject property including any underpinning works to any structures on adjoining properties.

A.6 Tree Preservation & Approved Landscaping Works

All landscape works shall be undertaken in accordance with the approved landscape plan, arborist report, tree management plan and transplant method statement as applicable.

a) The following trees shall be retained

- Trees on Private Land

Council Ref No.	Species	Location	Dimension (metres)
4	<i>Dypsis lutescens</i> (Golden Cane palm)	Front boundary	6 x 4
5	<i>Howea forsteriana</i> (Kentia palm)	Front yard	4 x 3
7, 8, 9	<i>Dracaena marginata</i> (Red-edged Dracaena)	Front yard	4 x 3 each
12, 13	<i>Syzygium australe</i> (Brush Cherry Lillypilly) – hedge	Front yard, northern side boundary	6 metres height
18	<i>Wodyetia bifurcata</i> , (Foxtail Palm).	Rear yard adjacent western side of existing swimming pool	9 x 4
19	<i>Wodyetia bifurcata</i> , (Foxtail Palm).	Rear yard adjacent western side of existing swimming pool	6 x 4
20	<i>Dypsis lutescens</i> (Golden Cane palm)	Rear yard adjacent western side of existing swimming pool	6 x 5
21	<i>Syzygium</i> sp. (Lillypilly)	Rear boundary	7 x 5

- Trees on Council Land

Council Ref No.	Species	Location	Dimension (metres)	Tree Value
1	<i>Lophostemon confertus</i> (Brush Box)	Council verge	13 x 20	\$5000.00

Note: The tree/s required to be retained should appear coloured green on the construction certificate plans.

b) The following trees shall be transplanted and successfully established in the location(s) indicated on the approved landscape plan:

Council Ref No.	Species	Location	Dimension (metres)
6	<i>Howea forsteriana</i> (Kentia palm)	Front yard of subject property	7 x 4
10	<i>Beaucarnea recurvata</i> (Ponytail palm)	Front yard of subject property	4 x 3
11	<i>Cycas</i> sp. (Cycad palm)	Front yard of subject property	4 x 3

Note: The tree/s required to be retained shall appear coloured yellow on the construction certificate plans.

c) The following trees may be removed:

Council Ref No.	Species	Location	Dimension (metres)
22	<i>Howea forsteriana</i> (Kentia palm)	Rear yard, northern side	7 x 6
23	<i>Howea forsteriana</i> (Kentia palm)	Rear yard, northern side	10 x 5

Note: Tree/s to be removed shall appear coloured red on the construction certificate plans.

B. Conditions which must be satisfied prior to the demolition of any building or construction

B.1 Construction Certificate Required Prior to Any Demolition

Where demolition is associated with an altered portion of, or an extension to an existing building the demolition of any part of a building is "commencement of erection of building" pursuant to section 6.6 of the *Act*.

In such circumstance all conditions in Part C and Part D of this consent must be satisfied prior to any demolition work. This includes, but is not limited to, the issue of a Construction Certificate, appointment of a Principal Certifier, and Notice of Commencement under the *Act*.

Note: See *Over our Dead Body Society Inc v Byron Bay Community Association Inc* [2001] NSWLEC 125.
Standard Condition: B1 (Autotext BB1)

B.2 Identification of Hazardous Material

In accordance with Australian Standard AS2601: *The Demolition of Structures*, the Owner shall identify all hazardous substances located on the site including asbestos, polychlorinated biphenyls (PCBs), lead paint, underground storage tanks, chemicals, etc. per clause 1.6.1 of the Standard.

In this regard, **prior to the commencement of any work**, Council shall be provided with a written report prepared by a suitably qualified competent person detailing:

- all hazardous materials identified on the site,
- the specific location of all hazardous materials identified,
- whether the hazardous materials are to be removed from the site as part of the works to be undertaken, and
- safety measures to be put in place.

Note: This condition is imposed to protect the health and safety of all persons while works are being undertaken and to ensure all safety measures have been identified and are in place to protect all parties in the immediate vicinity of the site.
Standard Condition: B6

B.3 Public Road Assets Prior to Any Work/Demolition

To clarify the condition of the existing public infrastructure prior to the commencement of any development (including prior to any demolition), the Applicant or Owner must submit to Council a full record of the condition of the public road infrastructure adjacent to the development site.

The report must be submitted to Council **prior to the commencement of any work** and include photographs showing current condition and any existing damage fronting and adjoining the site to the:

- road pavement,
- kerb and gutter,
- footway including footpath pavement and driveways,
- retaining walls within the footway or road, and
- drainage structures/pits.

The reports are to be supplied in both paper copy and electronic format in Word. Photographs are to be in colour, digital and date stamped.

If the required report is not submitted then Council will assume there was no damage to any infrastructure in the immediate vicinity of the site prior to the commencement of any work under this consent.

Note: If the Applicant or Owner fails to submit the asset condition report required by this condition and damage is occasioned to public assets adjoining the site, Council will deduct from security any costs associated with remedying, repairing or replacing damaged public infrastructure. Nothing in this condition prevents Council making any claim against security held for this purpose
Standard Condition: B7

B.4 Aboriginal Objects – Unexpected Findings

If unexpected Aboriginal objects or bones are found during any activity associated with this consent, you must:

- a) Not further disturb or move these objects or bones.
- b) Immediately cease all work at the particular location.
- c) In the case of suspected human remains, notify NSW Police.
- d) Notify the Heritage NSW Environment Line on 131 555 and the La Perouse LALC on (02) 9311 4282 as soon as practicable and provide available details of the objects or remains and their location.
- e) Not recommence any work at the particular location unless authorised in writing by Heritage NSW. Additional assessment and approval pursuant to the *National Parks and Wildlife Act 1974* may be required prior to works continuing in the affected area(s) based on the nature of the discovery.

Note: The Definition of Aboriginal object as per the Woollahra Local Environmental Plan 2014: any deposit, object or other material evidence (not being a handicraft made for sale) relating to the Aboriginal habitation of an area of New South Wales, being habitation before or concurrent with (or both) the occupation of that area by persons of non-Aboriginal extraction, and includes Aboriginal remains.
Standard Condition: B10 (Autotext BB10)

B.5 Skeletal Remains

If any skeletal remains suspected of being human are found during construction works, work must cease immediately and no further disturbance of the site must occur. The NSW Police and the Department of Premier and Cabinet, Community Engagement, Heritage must be notified and details of the remains and their precise location are to be provided.

Standard Condition: B9

B.6 Aboriginal Heritage Due Diligence Responsibilities

Nothing in this approval allows to cause harm to an Aboriginal object as defined in the *National Parks & Wildlife Act 1974*. Under the *National Parks & Wildlife Act 1974*, it is an offence to harm Aboriginal 'objects' (consisting of any material evidence of the Aboriginal occupation of NSW) without a valid Aboriginal Heritage Impact Permit under Section 90 of the Act. This applies whether the harm occurs either knowingly [s86(1)] or unknowingly [s86(2)].

It is a defence to the strict liability offence of harm to an Aboriginal object under s86(2) if a process of Due Diligence was followed which reasonably determined that the proposed activity would not harm an Aboriginal object.

Standard Condition: B12 (Autotext BB12)

B.7 Aboriginal Heritage Induction

- a) All construction staff and contractors must be made aware of their statutory obligations for Aboriginal heritage under the *National Parks and Wildlife Act 1974*;

- b) An Aboriginal heritage induction is to be delivered by the La Perouse Local Aboriginal Land Council or by a heritage consultant with Aboriginal heritage expertise, if a representative of the Local Land Council is not able to provide the induction), to explain what Aboriginal heritage may be found and outline the unexpected findings procedures; and
- c) Documentary evidence demonstrating compliance with a. and b. above being submitted to Council and the Principal Certifier.
 Standard Condition: B13 (Autotext BB13)

B.8 Establishment of Tree Protection Zone (TPZ) Fence

Tree Protection Zones shall be established around all trees to be retained and in accordance with Section 4 of the *Australian Standard Protection of Trees on Development Sites* (AS 4970-2009). Tree protection Panel zones must also comply with the following requirements;

- a) Tree Protection Zone areas

Council Ref No.	Species	Tree Location	Fence Radius from Centre of Trunk (Metres)
1	<i>Lophostemon confertus</i> (Brush Box)	Council verge	3.5

Note: Where this condition relates to street trees and the fence cannot be placed at the specified radius, the fencing shall be positioned so that the entire verge (nature strip) area in front of the subject property, excluding existing driveways, footpaths and bus stops is protected.

Note: Where this condition relates to trees on private property the radial distance of fencing shall be positioned only within the subject property.

- b) Tree Protection Zones shall be fenced with a 1.8 metre high chainmesh or weldmesh fence and secured to restrict access. The fence shall be established prior to any materials being bought onto the site and before the commencement of works including demolition. The area within the fence shall be mulched and maintained to a depth of 75mm. The soil within the TPZ shall be kept in a moist condition for the duration of the construction works. Unless approved by the site arborist there shall be no access within the TPZ.
- c) A sign identifying the Tree Protection Zone shall be erected on each side of the protection fence indicating the existence of a TPZ. Signage must be visible from within the development site.
- d) No excavation, construction activity, grade changes, storage of materials, stockpiling, siting of works sheds, preparation of mixes or cleaning of tools is permitted within Tree Protection Zones, unless specified in this consent.
- e) The site supervisor must be made aware of all tree protection requirements associated with these conditions of consent by the project arborist. Any subsequent site personnel and contractors to the site must be made aware of all tree protection requirements by the site foreman.
- f) The project arborist shall provide written certification of compliance with the above condition.

B.9 Arborists Documentation and Compliance Checklist

The site arborist shall provide written certification that all tree protection measures and construction techniques relevant to this consent have been complied with. Documentation for each site visit shall include:

- A record of the condition of trees to be retained prior to and throughout development
- Recommended actions to improve site conditions and rectification of non-compliance
- Recommendations for future works which may impact the trees

All compliance certification documents shall be kept on site by the Site Foreman.

As a minimum the following intervals of site inspections must be made:

Stage of arboricultural inspection and supervision	Compliance documentation and photos shall be included
Prior to the demolition of any building or construction and prior to the commencement of any development work	<ul style="list-style-type: none"> • Project Arborist to hold pre construction site meeting with the principal contractor to discuss methods and importance of tree protection measures and resolve any issues in relation to feasibility of tree protection requirements that may arise. Project Arborist to mark all trees approved for removal under DA consent. • The project arborist shall install or supervise the installation of tree protection fencing.
Prior to the issue of a Final Occupation Certificate	<ul style="list-style-type: none"> • The project arborist shall supervise the dismantling of tree protection measures • After all demolition, construction and landscaping works are complete the project Arborist shall assess that the subject trees have been retained in the same condition and vigour. If changes to condition are identified the project Arborist should provide recommendations for remediation.

Inspections and compliance documentation shall be made by an arborist with AQF Level 5 qualifications.

Additional site visits shall be made when required by site arborist and/or site foreman for ongoing monitoring/supervisory work.

C. Conditions which must be satisfied prior to the issue of any Construction Certificate

C.1 Modification of Details of the Development (section 4.17(1)(g) of the Act)

The approved plans and the Construction Certificate plans and specification, required to be submitted to the Certifying Authority pursuant to clause 139 of the *Regulation*, must detail the following amendments:

- a) The roof form of the pedestrian access that encroaches beyond the front eastern property boundary is to be modified so as to be contained wholly within the boundaries of the subject site in accordance with O1, O4 and C2 of Part B3.7.2 of the Woollahra DCP 2016 to clearly define public and private space.
- b) The maximum building height of the principal roof and lift (including any lift overrun) is not to exceed RL 58.62AHD. This condition is imposed to ensure certainty of development consent in terms of maximum building height in accordance with O1 and C5 of Section B3.5.1 Streetscape and local character and O6, O7, O8, C7 and C8 of Section B3.7.3 of the Woollahra DCP 2015.
- c) The submitted landscape plans must be amended to delete reference to the removal of Tree No.21 *Syzygium* sp. (Lillypilly) located on the rear boundary of the subject property. Additionally the plan must be amended to correctly identify the following tree species:
 - Tree No.16 has been identified as *Plumeria acutifolia* (Frangipani). The tree is *Michelia doltsopa* x figo 'Bubbles'.

- Tree No. 17 has been identified as *Elaeocarpus* (Quandong). The tree is *Michelia doltsopa* x figo 'Bubbles'.
- Tree No.s18 and 19 have been identified as *Archontophoenix alexandrae* (Alexander palm). The palms are *Wodyetia bifurcata*, (Foxtail Palm).

The amended plans must be submitted to Council for approval by Council's Tree Officer prior to the issue of a Construction Certificate.

- d) Amended Arboricultural Impact Assessment and Management Plan. The submitted Arboricultural Impact Assessment and Management Plan incorrectly identifies the following trees:
- Tree No.16 has been identified as *Plumeria acutifolia* (Frangipani). The tree is *Michelia doltsopa* x figo 'Bubbles'.
 - Tree No. 17 has been identified as *Elaeocarpus* (Quandong). The tree is *Michelia doltsopa* x figo 'Bubbles'.
 - Tree No.s18 and 19 have been identified as *Archontophoenix alexandrae* (Alexander palm). The palms are *Wodyetia bifurcata*, (Foxtail Palm).

The submitted Arboricultural Impact Assessment and Management Plan recommends the removal of Tree No. 21 *Syzygium australe* (Brush Cherry Lillypilly) located on the rear boundary that is not impacted upon by the proposed development. The reason given for the proposed removal by the project Arborist is that the tree is located on a boundary line and is not fully grown. Further the Arboricultural report states the tree will require reduction pruning to allow for retention. The report provides no further discussion or justification for why the tree requires reduction pruning. Tree No.21 has no effect on the design of the proposed development and conversely the development has no impact on the successful retention of the tree. The report must be amended to include the retention of Tree No.21.

- e) Transplant Feasibility and Method Statement. Tree No.s 6, 10 and 11 are proposed to be transplanted. In accordance with Council's DA Guide a Transplant Feasibility and Method Statement must be prepared by an Arborist with a Minimum AQF 5 qualification and submitted to Council for approval by Council's Tree Officer prior to the issue of a Construction Certificate. All amended and new Arboricultural documentation must be submitted to Council for approval by Council's Tree Officer prior to the issue of a Construction Certificate.

Note: The effect of this condition is that it requires design changes and/or further information to be provided with the Construction Certificate drawings and specifications to address specific issues identified during assessment under section 4.15 of the *Act*.

Note: Clause 146 of the *Regulation* prohibits the issue of any Construction Certificate subject to this condition unless the Certifying Authority is satisfied that the condition has been complied with.

Note: Clause 145 of the *Regulation* prohibits the issue of any Construction Certificate that is inconsistent with this consent.

Standard Condition: C4 (Autotext CC4)

C.2 Payment of Long Service Levy, Security, Contributions and Fees

The Certifying Authority must not issue any certificates under section 6.4 of the *Act* until provided with the original receipt(s) for the payment of all of the following levy, security, contributions, and fees prior to the issue of a Construction Certificate, Subdivision Certificate or Occupation Certificate, as will apply.

Description	Amount	Indexed	Council Fee Code
LONG SERVICE LEVY under <i>Building and Construction Industry Long Service Payments Act 1986</i>			
Long Service Levy www.longservice.nsw.gov.au/bci/levy/other-information/levy-calculator	Contact LSL Corporation or use online calculator	No	
SECURITY under section 4.17(6) of the <i>Environmental Planning and Assessment Act 1979</i>			
Property Damage Security Deposit -making good any damage caused to any property of the Council	\$51,385	No	T115
Tree Damage Security Deposit – making good any damage caused to any public tree	\$5000.00	No	T114
DEVELOPMENT LEVY under Woollahra Section 7.12 Development Contributions Plan 2021 This plan may be inspected at Woollahra Council or downloaded at www.woollahra.nsw.gov.au			
Development Levy (section 7.12)	\$19,906.82 + Index Amount	Yes, quarterly	T96
INSPECTION FEES under section 608 of the <i>Local Government Act 1993</i>			
Public Tree Management Inspection Fee	\$221.34	No	T45
Security Administration Fee	\$202	No	T16
TOTAL SECURITY, CONTRIBUTIONS, LEVIES AND FEES	\$76715.16 plus any relevant indexed amounts and long service levy		

Building and Construction Industry Long Service Payment

The long service levy under section 34 of the *Building and Construction Industry Long Service Payment Act 1986*, must be paid and proof of payment provided to the Certifying Authority prior to the issue of any Construction Certificate. The levy can be paid directly to the Long Service Corporation or to Council. Further information can be obtained from the Long Service Corporation website www.longservice.nsw.gov.au or the Long Service Corporation on 131 441.

How must the payments be made?

Payments must be made by:

- cash deposit with Council,
- credit card payment with Council, or
- bank cheque made payable to Woollahra Municipal Council.

The payment of a security may be made by a bank guarantee where:

- the guarantee is by an Australian bank for the amount of the total outstanding contribution,
- the bank unconditionally agrees to pay the guaranteed sum to the Council on written request by Council on completion of the development or no earlier than 12 months from the provision of the guarantee whichever occurs first [NOTE: a time limited bank guarantee or a bank guarantee with an expiry date is not acceptable],
- the bank agrees to pay the guaranteed sum without reference to the Applicant or landowner or other person who provided the guarantee and without regard to any dispute, controversy, issue or other matter relating to the development consent or the carrying out of development in accordance with the development consent,
- the bank guarantee is lodged with the Council prior to the issue of the Construction Certificate, and
- the bank's obligations are discharged when payment to the Council is made in accordance with the guarantee or when Council notifies the bank in writing that the guarantee is no longer required.

How will the section 7.12 levy (formerly known as 94A levy) be indexed?

To ensure that the value the development levy is not eroded over time by increases in costs, the proposed cost of carrying out development (from which the development levy is calculated) will be indexed either annually or quarterly (see table above). Clause 3.13 of the Woollahra Section 94A Development Contributions Plan 2021 sets out the formula and index to be used in adjusting the levy.

Do you need HELP indexing the levy?

Please contact Council's Customer Service Team on ph 9391 7000. Failure to correctly calculate the adjusted development levy will delay the issue of any certificate issued under section 6.4 of the *Act* and could void any such certificate (eg Construction Certificate, Subdivision Certificate, or Occupation Certificate).

Deferred or periodic payment of section 7.12 levy (formerly known as 94A levy) under the Woollahra Section 94A Development Contributions Plan 2021

Where the Applicant makes a written request supported by reasons for payment of the section 7.12 levy other than as required by clause 3.9, the Council may accept deferred or periodic payment. The decision to accept a deferred or periodic payment is at the sole discretion of the Council, which will consider:

- the reasons given,
- whether any prejudice will be caused to the community deriving benefit from the public facilities,
- whether any prejudice will be caused to the efficacy and operation of the Plan, and
- whether the provision of public facilities in accordance with the adopted works schedule will be adversely affected.

Council may, as a condition of accepting deferred or periodic payment, require the provision of a bank guarantee where:

- the guarantee is by an Australian bank for the amount of the total outstanding contribution,
- the bank unconditionally agrees to pay the guaranteed sum to the Council on written request by Council on completion of the development or no earlier than 12 months from the provision of the guarantee whichever occurs first [NOTE: a time limited bank guarantee or a bank guarantee with an expiry date is not acceptable],
- the bank agrees to pay the guaranteed sum without reference to the Applicant or landowner or other person who provided the guarantee and without regard to any dispute, controversy, issue or other matter relating to the development consent or the carrying out of development in accordance with the development consent,
- the bank guarantee is lodged with the Council prior to the issue of the Construction Certificate, and
- the bank's obligations are discharged when payment to the Council is made in accordance with the guarantee or when Council notifies the bank in writing that the guarantee is no longer required.

Any deferred or periodic payment of the section 7.12 levy will be adjusted in accordance with clause 3.13 of the Plan. The Applicant will be required to pay any charges associated with establishing or operating the bank guarantee. Council will not cancel the bank guarantee until the outstanding contribution as indexed and any accrued charges are paid.

Standard Condition: C5

C.3 BASIX Commitments

The Applicant must submit to the Certifying Authority BASIX Certificate No. A500080_02 with any application for a Construction Certificate.

Note: Where there is any proposed change in the BASIX commitments the Applicant must submit of a new BASIX Certificate to the Certifying Authority and Council. If any proposed change in the BASIX commitments are inconsistent with development consent (see: clauses 145 and 146 of the *Regulation*) the Applicant will be required to submit an amended development application to Council pursuant to section 4.55 of the *Act*.

All commitments in the BASIX Certificate must be shown on the Construction Certificate plans and specifications prior to the issue of any Construction Certificate.

Note: Clause 145(1)(a1) of the *Environmental Planning and Assessment Regulation 2000* provides:
"A certifying authority must not issue a Construction Certificate for building work unless it is satisfied of the following matters: (a1) that the plans and specifications for the building include such matters as each relevant BASIX certificate requires".
Standard Condition: C7

C.4 Soil and Water Management Plan – Submission and Approval

The Principal Contractor or Owner-builder must submit to the Certifying Authority a soil and water management plan complying with:

- a) "Do it Right On Site, Soil and Water Management for the Construction Industry" published by the Southern Sydney Regional Organisation of Councils, 2001; and
- b) "Managing Urban Stormwater - Soils and Construction" 2004 published by the NSW Government (*The Blue Book*).

Where there is any conflict *The Blue Book* takes precedence.

The Certifying Authority must be satisfied that the soil and water management plan complies with the publications above prior to issuing any Construction Certificate.

Note: This condition has been imposed to eliminate potential water pollution and dust nuisance.

Note: The International Erosion Control Association – Australasia www.austieca.com.au lists consultant experts who can assist in ensuring compliance with this condition. Where erosion and sedimentation plans are required for larger projects it is recommended that expert consultants produce these plans.

Note: The "Do it Right On Site, Soil and Water Management for the Construction Industry" publication can be downloaded from www.woollahra.nsw.gov.au, and *The Blue Book* is available at www.environment.nsw.gov.au/stormwater/publications.htm.

Note: Pursuant to clause 161(1)(a)(5) of the *Regulation* an Accredited Certifier may be satisfied as to this matter. Standard Condition: C25

C.5 Structural Adequacy of Existing Supporting Structures

A certificate from a professional engineer (structural engineer), certifying the adequacy of the existing supporting structure to support the additional loads proposed to be imposed by the development, must be submitted with the Construction Certificate application.

Note: This condition is imposed to ensure that the existing structure is able to support the additional loads proposed.
Standard Condition: C35 (Autotext CC35)

C.6 Professional Engineering Details

The Construction Certificate plans and specifications, clause 7 of the *Environmental Planning and Assessment (Development Certification and Fire Safety) Regulation 2021*, must include detailed professional engineering plans and/or specifications for all structural, electrical, hydraulic, hydrogeological, geotechnical, mechanical and civil work complying with this consent, approved plans, the statement of environmental effects and supporting documentation.

Detailed professional engineering plans and/or specifications must be submitted to the Certifying Authority with the application for any Construction Certificate.

Note: This does not affect the right of the developer to seek staged Construction Certificates.
Standard Condition: C36

C.7 Engineer Certification

This development consent does NOT give approval to any works outside the boundaries of the subject property including any underpinning works to any structures on adjoining properties and Council's property.

Any structural design is not to incorporate any temporary or permanent underpinning works or ground anchors, bolts, etc which encroach outside the boundaries of the subject property. Engineer certification to this effect shall be submitted to the Certifying Authority prior to issue of any Construction Certificate.

C.8 Geotechnical and Hydrogeological Design, Certification and Monitoring

Prior to the issue of the Construction Certificate, the applicant must submit, for approval by the Principal Certifier, a detailed geotechnical and hydrogeological report prepared by a Chartered Geotechnical Engineer with National Engineering Register (NER) credentials in accordance with Council's DCP and Councils document "*Guidelines for Preparation of Geotechnical and Hydrogeological Reports*" and Chapter E2 of Council's DCP. The report must include a Geotechnical / Hydrogeological Monitoring Program together with civil and structural engineering details for foundation retaining walls, footings, basement tanking, and subsoil drainage systems, as applicable, prepared by a professional engineer, who is suitably qualified and experienced in geotechnical and hydrogeological engineering.

These details must be certified by the professional engineer to:

- a) Provide appropriate support and retention to ensure there will be no ground settlement or movement, during excavation or after construction, sufficient to cause an adverse impact on adjoining property or public infrastructure,
- b) Provide appropriate support and retention to ensure there will be no adverse impact on surrounding property or infrastructure as a result of changes in local hydrogeology (behaviour of groundwater),
- c) Provide foundation tanking prior to excavation such that any temporary changes to the groundwater level, during construction, will be kept within the historical range of natural groundwater fluctuations. Where the historical range of natural groundwater fluctuations is unknown, the design must demonstrate that changes in the level of the natural water table, due to construction, will not exceed 0.3m at any time,
- d) Provide tanking to all below ground structures to prevent the entry of ground water/seepage water such that subsoil drainage/ seepage water is NOT discharged to the kerb and gutter to comply with Chapter E2.2.5 and E2.2.10 of Council's DCP,
- e) Provide a Geotechnical and Hydrogeological Monitoring Program that:
 - will detect any settlement associated with temporary and permanent works and structures,
 - will detect deflection or movement of temporary and permanent retaining structures (foundation walls, shoring bracing or the like),
 - will detect vibration in accordance with AS 2187.2-1993 Appendix J including acceptable velocity of vibration (peak particle velocity),
 - will detect groundwater changes calibrated against natural groundwater variations,
 - details the location and type of monitoring systems to be utilised,
 - details the pre-set acceptable limits for peak particle velocity and ground water fluctuations,
 - details recommended hold points to allow for the inspection and certification of geotechnical and hydrogeological measures by the professional engineer, and
 - details a contingency plan.

Standard Condition: C40 (Autotext: CC40)

C.9 Stormwater Connection to Council's Stormwater Drainage System

A separate application under Section 68 of the Local Government Act 1993 is to be made to and be approved by Council for the following works prior to the issue of any Construction Certificate. The works must be carried out at the applicant's expense:

- a) The discharge of stormwater from the subject site into the Council's existing stormwater junction pit line to the satisfaction of Council's Assets Engineer. Longitudinal section showing all details including invert level of the stormwater outlet pipe at both ends, pipe size and gradient, finished ground levels and both invert and finished levels of the existing Council's junction pit must be clearly depicted on the drawings.

The developer must meet all design requirements and costs of reconstruction of any part of Council's drainage system (including any design drawings and specifications) required to carry out the approved development.

The design and construction of the works must be in accordance with the Woollahra DCP 2015 Chapter E2 – Stormwater and Flood Risk Management and "Specification for Road Works, Drainage and Miscellaneous Works" which include Council's standard drawings. These documents are available from Council's website www.woollahra.nsw.gov.au.

Note: To ensure that this work is completed to Council's satisfaction, this consent by separate condition, may impose one or more Infrastructure Works Bonds.
Standard Condition: C.48 (Autotext CC48)

C.10 Stormwater Management Plan

Prior to issue of the Construction Certificate, the applicant must submit, for approval by the Certifying Authority, detailed stormwater management plans prepared by a suitably qualified and experienced civil engineer, which include the following:

- a) The stormwater management plans must specify any components of the existing drainage system to be retained and certified to be in good condition and of adequate capacity to convey additional runoff and be replaced or upgraded if required,
- b) The discharge of stormwater from the site to the existing Council's stormwater junction pit in the Reserve. The stormwater outlet pipe across the Council's property must have a minimum grade of 1% to comply with Council's DCP and AS3500.3,
- c) Detail the location of the existing stormwater drainage system including all pipes, inspection openings, surface drains, pits and their discharge location as well as any new stormwater drainage system,
- d) Stormwater runoff from the site must be discharged to a minimum 450mm x 450mm boundary junction pit prior to discharging to the Council's drainage system,
- e) Detail any remedial works required to upgrade the existing stormwater drainage system,
- f) Internal stormwater drainage including but not limited to gutters and downpipes, pipes and pits are to be designed for rainfall intensities up to and including the 1% AEP event if an unimpeded overland flow path to the street drainage system is not available. Design details and calculations must be included in the stormwater management plans,
- g) All proposed below ground structures are to be fully tanked or appropriately designed such that subsoil drainage/seepage water is NOT discharged to the kerb and gutter to comply with Chapter E2.2.5 of Council's DCP. Notation to this requirement must be clearly depicted on the drawings,
- h) Dimensions of all drainage pits and access grates must be provided in accordance with AS3500.3,
- i) Compliance the objectives and performance requirements of the BCA,

- j) Interceptor drain(s) at the site boundary to prevent stormwater flows from the site crossing the footpath; and General compliance with the Woollahra DCP 2015 Chapter E2 – Stormwater and Flood Risk Management, and
- k) General compliance with the Woollahra DCP 2015 Chapter E2 – Stormwater and Flood Risk Management.

The *Stormwater Management Plan* must also include the following specific requirements:

Layout plan

A detailed drainage plan at a scale of 1:100 based on drainage calculations prepared in accordance with the Australian Government publication, *Australian Rainfall and Run-off, 2019* edition or most current version thereof. It must include:

- a) All pipe layouts, dimensions, grades, lengths and material specification,
- b) Location of proposed rainwater tanks,
- c) All invert levels reduced to Australian Height Datum (AHD),
- d) Location and dimensions of all drainage pits,
- e) Point and method of connection to Councils drainage infrastructure, and
- f) Overland flow paths over impervious areas.

For the new Stormwater Drainage System crosses the footpath area within any road, separate approval under section 138 of the *Roads Act 1993* must be obtained from Council for those works prior to the issue of any Construction Certificate.

All Stormwater Drainage System work within any road or public place must comply with Woollahra Municipal Council's *Specification for Roadworks, Drainage and Miscellaneous Works (2012)*.

Note: This Condition is imposed to ensure that site stormwater is disposed of in a controlled and sustainable manner.

Note: The collection, storage and use of rainwater is to be in accordance with *Standards Australia HB230-2008 "Rainwater Tank Design and Installation Handbook"*.
Standard Condition: C.51 (Autotext CC51)

C.11 Swimming and Spa Pools – Child Resistant Barriers

The Construction Certificate plans and specifications required by clause 139 of the *Regulation* must demonstrate compliance (by showing the proposed location of all child-resistant barriers and the resuscitation sign) with the provisions of the *Swimming Pools Act 1992* and the Building Code of Australia.

Approval is not granted for the modification of any boundary fencing beyond what is authorised by the stamped approved plans, as modified by any condition of consent or what is permitted to be carried out as 'exempt development' pursuant to *State Environmental Planning Policy (Exempt and Complying Development Codes) 2008*.

Note: A statement to the effect that isolation swimming pool fencing complying with AS1926 will be installed does not satisfy this condition. The location of the required barriers and the sign must be detailed upon the *Construction Certificate* plans.
Standard Condition: C55 (Autotext CC55)

C.12 Swimming and Spa Pools – Backwash

The Construction Certificate plans and specification required to be submitted pursuant to clause 139 of the *Regulation* must detail the connection of backwash to Sydney Waters sewer in compliance with clause 10.9 (Figure 10.2) of AS/NZS 3500.2.2:1996.

Note: The plans must show the location of Sydney Water's sewer, the yard gully or any new connection to the sewer system including a detailed cross section of the connection complying with clause 10.9 (Figure 10.2) of AS/NZS 3500.2.2:1996.

Note: The discharge of backwash water to any stormwater system is water pollution and an offence under the *Protection of the Environment Operations Act 1997*. The connection of any backwash pipe to any stormwater system is an offence under the *Protection of the Environment Operations Act 1997*.

Standard Condition: C56 (Autotext CC56)

C.13 Flood Protection

Driveway entry

- a) The driveway entry shall be protected by a physical threshold or automatic mechanical flood barrier with the threshold set to the flood planning level of 300mm above the adjacent footpath level. All flood protection measures shall be located entirely within the development site.
- b) Permanent brass plaques shall be mounted adjacent to all automatic mechanical flood barriers explaining their purpose and operation.
- c) The development frontage shall be protected by a waterproof wall designed to protect the development to the flood planning level of 300mm above the adjacent footpath level.

Condition Reason: To ensure the development incorporates flood inundation protection measures.

C.14 Flood Protection

Before the issue of any construction certificate, the construction certificate plans and specifications required under clause 7 of the Development Certification and Fire Safety Regulation, must include a Flood Risk Management Plan on the basis of the Flood Planning Level (FPL).

Flood Warning:

- a) A permanent flood risk management plan shall be installed in a prominent area of the garage,

Flood Proof Material

- a) Flood compatible materials shall be used for all flood exposed construction.

Electricals

- a) All flood exposed electrical wiring and equipment shall be waterproofed,

Certification

- a) All flood protection measures shall be inspected and certified as fit for purpose after construction is complete by an engineer experienced in flood mitigation,

Flood protection is to comply with Woollahra DCP 2015, Part E General Controls for All Development, Chapter E2 –Stormwater and Flood Risk Management.

Notes:

- The revised driveway profile, gradients and transitions must be in accordance with Australian Standard 2890.1, Part 1: Off-street car parking. The driveway profile submitted to Council must contain all relevant details: reduced levels, proposed grades and distances. Council will not allow alteration to existing reduced levels within the road or any other public place to achieve flood protection.

Condition Reason: To ensure the development incorporates flood inundation protection measures.

C.15 Tree Management Plan

The *Construction Certificate* plans and specifications shall show the following information:

- a) Trees to be numbered in accordance with these conditions:
 - shaded green where required to be retained and protected
 - shaded red where authorised to be removed
 - shaded yellow where required to be transplanted
 - shaded blue where required to be pruned
- b) References to applicable tree management plan, arborists report or transplant method statement.

This plan shall be kept on site until the issue of the final occupation certificate.

D. Conditions which must be satisfied prior to the commencement of any development work

D.1 Compliance with Building Code of Australia and insurance requirements under the [Home Building Act 1989](#)

For the purposes of section 4.17(11) of the *Act*, the following conditions are prescribed in relation to a development consent for development that involves any building work:

- a) that the work must be carried out in accordance with the requirements of the Building Code of Australia,
- b) in the case of residential building work for which the [Home Building Act 1989](#) requires there to be a contract of insurance in force in accordance with Part 6 of that Act, that such a contract of insurance is in force before any building work authorised to be carried out by the consent commences.

This condition does not apply:

- a) to the extent to which an exemption is in force under the *Home Building Regulation 2004*, or
- b) to the erection of a temporary building.

In this condition, a reference to the BCA is a reference to that code as in force on the date the application for the relevant Construction Certificate is made.

Note: This condition must be satisfied prior to commencement of any work in relation to the contract of insurance under the *Home Building Act 1989*. This condition also has effect during the carrying out of all building work with respect to compliance with the Building Code of Australia.

Note: All new guttering is to comply with the provisions of Part 3.5.2 of the Building Code of Australia.
Standard Condition: D1 (Autotext DD1)

D.2 Dilapidation Reports for Existing Structures

Dilapidation surveys and dilapidation reports shall be conducted and prepared by a *professional engineer* (structural) for all buildings and/or structures that are located within the likely “zone of influence” of any excavation, dewatering and/or construction induced vibration as determined applicable by a Structural Engineer.

These properties to be assessed by the Structural Engineer must include (but is not limited to):

No. 44 & 48 Hopetoun Avenue

All required dilapidation reports must be completed and submitted to the *Certifying Authority* with a copy submitted to Council with the *Notice of Commencement* prior to the commencement of any *development work*.

Where excavation of the site will extend below the level of any immediately adjoining building the *principal contractor* or *owner builder* must give the adjoining building owner(s) a copy of the dilapidation report for their building(s) and a copy of the *notice of commencement* required by S81A(2) of the *Act* not less than two (2) days prior to the commencement of any work.

Note: The reasons for this condition are:

- To provide a record of the condition of buildings prior to development being carried out
- To encourage developers and its contractors to use construction techniques that will minimise the risk of damage to buildings on neighbouring land

Also refer to the Dilapidation Report Advising for more information regarding this condition
Standard Condition: D4 (Autotext DD4)

D.3 Adjoining Buildings Founded on Loose Foundation Materials

The Principal Contractor must ensure that a professional engineer determines the possibility of any adjoining buildings founded on loose foundation materials being affected by piling, piers or excavation. The professional engineer (geotechnical consultant) must assess the requirements for underpinning any adjoining or adjacent buildings founded on such soil on a case by case basis and the Principal Contractor must comply with any reasonable direction of the professional engineer.

Note: A failure by contractors to adequately assess and seek professional engineering (geotechnical) advice to ensure that appropriate underpinning and support to adjoining land is maintained prior to commencement may result in damage to adjoining land and buildings. Such contractors are likely to be held responsible for any damages arising from the removal of any support to supported land as defined by section 177 of the *Conveyancing Act 1919*.

Standard Condition: D6 (Autotext DD6)

D.4 Works (Construction) Zone – Approval and Implementation

A Works Zone may be required for this development. The Principal Contractor or Owner can apply for a works zone. If the works zone is approved the Principal Contractor or Owner must pay all fees for this Works Zone before it can be installed.

The Principal Contractor must pay all fees associated with the application and occupation and use of the road as a Works Zone. All Works Zone signs must have been erected by Council to permit enforcement of the Works Zone by Council's Rangers and NSW Police before commencement of any work. Signs are not erected until full payment of works zone fees.

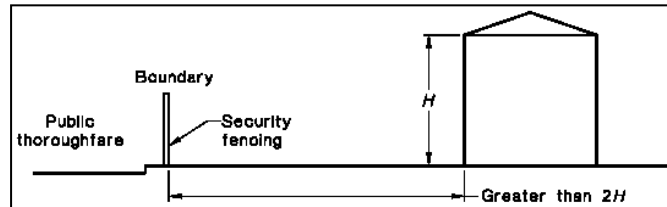
Note: The Principal Contractor or Owner must allow not less than four to six weeks (for routine applications) from the date of making an application to the Traffic Committee (Woollahra Local Traffic Committee) constituted under the clause 22 of the *Transport Administration (General) Regulation 2000* to exercise those functions delegated by the Roads and Maritime Services under section 50 of the *Transport Administration Act 1988*.

Note: The enforcement of the works zone is at the discretion of Council's Rangers and the NSW Police Service. The Principal Contractor must report any breach of the works zone to either Council or the NSW Police Service.

Standard Condition: D10 (Autotext DD10)

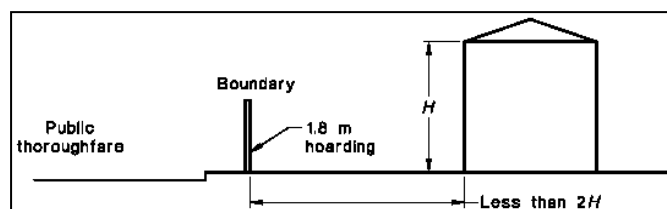
D.5 Security Fencing, Hoarding (including 'Creative Hoardings') and Overhead Protection

Security fencing must be provided around the perimeter of the development site, including any additional precautionary measures taken to prevent unauthorised entry to the site at all times during the demolition, excavation and construction period. Security fencing must be the equivalent 1.8m high chain wire as specified in AS 1725.



Type A Hoarding

Where the development site adjoins a public thoroughfare, the common boundary between them must be fenced for its full length with a hoarding, unless the least horizontal distance between the common boundary and the nearest parts of the structure is greater than twice the height of the structure. The hoarding must be constructed of solid materials (chain wire or the like is not acceptable) to a height of not less than 1.8m adjacent to the thoroughfare.



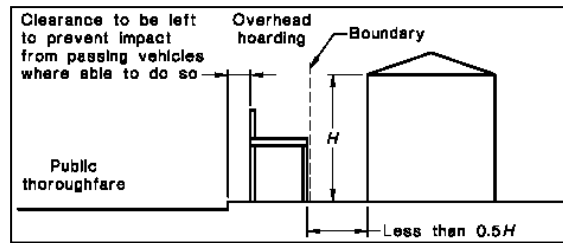
Type B Hoarding

Where a development site adjoins a public thoroughfare with a footpath alongside the common boundary then, in addition to the hoarding required above, the footpath must be covered by an overhead protective structure and the facing facade protected by heavy-duty scaffolding, unless either:

- the vertical height above footpath level of the structure being demolished is less than 4.0m; or
- the least horizontal distance between footpath and the nearest part of the structure is greater than half the height of the structure.

The overhead structure must consist of a horizontal platform of solid construction and vertical supports, and the platform must:

- extend from the common boundary to 200mm from the edge of the carriageway for the full length of the boundary,
- have a clear height above the footpath of not less than 2.1m,
- terminate 200mm from the edge of the carriageway (clearance to be left to prevent impact from passing vehicles) with a continuous solid upstand projecting not less than 0.5m above the platform surface, and
- together with its supports, be designed for a uniformly distributed live load of not less than 7 kPa.



The Principal Contractor or Owner-builder must ensure that overhead protective structures are installed and maintained in accordance with the NSW “Code of Practice - Overhead Protective Structures 1995”. This is code available at www.safework.nsw.gov.au/_data/assets/pdf_file/0008/52883/Overhead-protective-structures-Code-of-practice.pdf

All Hoardings

Security fencing, hoarding and overhead protective structure must not obstruct access to utilities services including but not limited to man holes, pits, stop valves, fire hydrants or the like.

Hoardings on Public Land including ‘Creative Hoardings’

The Principal Contractor or Owner-builder must pay all fees associated with the application and occupation and use of the road (footway) for required hoarding or overhead protection.

A creative hoarding (i.e. an approved artwork or historic image affixed to the hoarding) is required if the hoarding meets the criteria in Council’s Creative Hoardings Policy (adopted March 2020). The cost of printing and affixing the creative hoarding is the responsibility of the Principal Contractor or Owner-builder. The Creative Hoardings Policy can be downloaded from Council’s website www.woollahra.nsw.gov.au

Note: The Principal Contractor or Owner must allow not less than two (2) weeks from the date of making a hoarding application for determination. Any approval for a hoarding or overhead protection under the *Roads Act 1993* will be subject to its own conditions and fees.

Note: Council seeks to increase public art in the public domain by requiring artwork or historic images on hoardings located on public land. Under the Creative Hoardings Policy an application for a hoarding proposed on public land will require an approved artwork or historic image affixed to the hoarding if the hoarding meets the criteria in section 3 of the Policy:

- A. Hoardings proposed on land zoned B2 Local Centre, or B4 Mixed Use, or SP2 Infrastructure under Woollahra Local Environmental Plan 2014 AND erected for 8 weeks or more
OR
- B. Hoardings proposed on land located along a State classified road (regardless of the zone) AND erected for 8 weeks or more
OR
- C. Hoardings proposed in any other location than that referred to in A. and B. above AND erected for 12 weeks or more, except where:
 - i. the capital investment value of the work to which the hoarding relates is less than \$1 million
OR
 - ii. the land is zoned R2 Low Density Residential
OR
 - iii. the land is zoned R3 Medium Density Residential and the hoarding located in a lane or street that does not have through traffic (eg a cul-de-sac or no through road).

Artwork and historic images for the hoardings are assessed and approved in accordance with the Creative Hoardings Policy. Details of the artwork or images proposed to be affixed to the hoardings must be submitted with Council’s form “Application for a permit to use a footpath for the erection of a hoarding/scaffolding”.

The Creative Hoardings Policy can be downloaded from www.woollahra.nsw.gov.au or for more information contact Council's Cultural Development Team.
Standard Condition: D11 (Autotext DD11)

D.6 Site Signs

The Principal Contractor or Owner-builder must ensure that the sign/s required by clauses 98A and 227A of the *Regulation* is/are erected and maintained at all times.

Clause 98A of the *Regulation* provides:

Erection of signs

- For the purposes of section 4.17(11) of the *Act*, the requirements of subclauses (2) and (3) are prescribed as conditions of a development consent for development that involves any building work, subdivision work or demolition work.
- A sign must be erected in a prominent position on any site on which building work, subdivision work or demolition work is being carried out:
 - a. showing the name, address and telephone number of the Principal Certifier for the work, and
 - b. showing the name of the principal contractor (if any) for any building work and a telephone number on which that person may be contacted outside working hours, and
 - c. stating that unauthorised entry to the work site is prohibited.
- Any such sign is to be maintained while the building work, subdivision work or demolition work is being carried out, but must be removed when the work has been completed.
- This clause does not apply in relation to building work, subdivision work or demolition work that is carried out inside an existing building that does not affect the external walls of the building.
- This clause does not apply in relation to Crown building work that is certified, in accordance with section 6.28 of the *Act*, to comply with the Building Code of Australia.

Clause 227A of the *Regulation* provides:

Signs on development sites

If there is a person who is the Principal Certifier or the Principal Contractor for any building work, subdivision work or demolition work authorised to be carried out on a site by a development consent or complying development certificate:

- Each such person MUST ensure that a rigid and durable sign showing the person's identifying particulars so that they can be read easily by anyone in any public road or other public place adjacent to the site is erected in a prominent position on the site before the commencement of work, and is maintained on the site at all times while this clause applies until the work has been carried out.

Note: Clause 227A imposes a penalty exceeding \$1,000 if these requirements are not complied with.
Note: If Council is appointed as the Principal Certifier it will provide the sign to the Principal Contractor or Owner-builder who must ensure that the sign is erected and maintained as required by clause 98A and clause 227A of the *Regulation*.
Standard Condition: D12 (Autotext DD12)

D.7 Toilet Facilities

Toilet facilities are to be provided, at or in the vicinity of the work site on which work involved in the erection or demolition of a building is being carried out, at the rate of one toilet for every 20 persons or part of 20 persons employed at the site.

Each toilet provided:

- a) must be a standard flushing toilet, and
- b) must be connected to a public sewer, or
- c) if connection to a public sewer is not practicable, to an accredited sewage management facility approved by the Council, or
- d) if connection to a public sewer or an accredited sewage management facility is not practicable, to some other sewage management facility approved by the Council.

The provision of toilet facilities in accordance with this condition must be completed before any other work is commenced.

In this condition:

accredited sewage management facility means a sewage management facility to which Division 4A of Part 3 of the *Local Government (Approvals) Regulation 1993* applies, being a sewage management facility that is installed or constructed to a design or plan the subject of a certificate of accreditation referred to in clause 95B of the *Local Government (Approvals) Regulation 1993*.

approved by the Council means the subject of an approval in force under Division 1 of Part 3 of the *Local Government (Approvals) Regulation 1993*.

public sewer has the same meaning as it has in the *Local Government (Approvals) Regulation 1993*.

sewage management facility has the same meaning as it has in the *Local Government (Approvals) Regulation 1993*.

Note: This condition does not set aside the requirement to comply with SafeWork NSW requirements.
Standard Condition: D13 (Autotext DD13)

D.8 Erosion and Sediment Controls – Installation

The Principal Contractor or Owner-builder must install and maintain water pollution, erosion and sedimentation controls in accordance with:

- a) The Soil and Water Management Plan if required under this consent;
- b) “Do it Right On Site, Soil and Water Management for the Construction Industry” published by the Southern Sydney Regional Organisation of Councils, 2001; and
- c) “Managing Urban Stormwater - Soils and Construction” 2004 published by the NSW Government (*The Blue Book*).

Where there is any conflict *The Blue Book* takes precedence.

Note: The International Erosion Control Association – Australasia (www.austieca.com.au/) lists consultant experts who can assist in ensuring compliance with this condition. Where Soil and Water Management Plan is required for larger projects it is recommended that this be produced by a member of the International Erosion Control Association – Australasia.

Note: The “Do it Right On Site, Soil and Water Management for the Construction Industry” publication can be downloaded from www.woollahra.nsw.gov.au and *The Blue Book* is available at www.environment.nsw.gov.au/stormwater/publications.htm

Note: A failure to comply with this condition may result in penalty infringement notices, prosecution, notices and orders under the *Act* and/or the *Protection of the Environment Operations Act 1997* **without any further warning**. It is a criminal offence to cause, permit or allow pollution.

Note: Section 257 of the *Protection of the Environment Operations Act 1997* provides inter alia that “the occupier of premises at or from which any pollution occurs is taken to have caused the pollution”

Warning: Irrespective of this condition any person occupying the site may be subject to proceedings under the *Protection of the Environment Operations Act 1997* where pollution is caused, permitted or allowed as the result of their occupation of the land being developed.
Standard Condition: D14 (Autotext DD14)

D.9 Building - Construction Certificate, Appointment of Principal Certifier, Appointment of Principal Contractor and Notice of Commencement (Part 6, Division 6.3 of the Act)

The erection of the building in accordance with this development consent must not be commenced until:

- a) A Construction Certificate for the building work has been issued by the consent authority, the Council (if the Council is not the consent authority) or an accredited Certifier, and

- b) The person having the benefit of the development consent has:
- appointed a Principal Certifier for the building work, and
 - notified the Principal Certifier that the person will carry out the building work as an Owner-builder, if that is the case, and
- c) The Principal Certifier has, no later than 2 days before the building work commences:
- notified the consent authority and the Council (if the Council is not the consent authority) of his or her appointment, and
 - notified the person having the benefit of the development consent of any critical stage inspections and other inspections that are to be carried out in respect of the building work, and
- d) The person having the benefit of the development consent, if not carrying out the work as an Owner-builder, has:
- appointed a Principal Contractor for the building work who must be the holder of a contractor licence if any residential building work is involved, and
 - notified the Principal Certifier of any such appointment, and
 - unless that person is the Principal Contractor, notified the Principal Contractor of any critical stage inspections and other inspections that are to be carried out in respect of the building work, and
 - given at least 2 days' notice to the Council of the person's intention to commence the erection of the building.

Note: *building* has the same meaning as in section 1.4 of the *Act* and includes part of a building and any structure or part of a structure.

Note: *new building* has the same meaning as in section 6.1 of the *Act* and includes an altered portion of, or an extension to, an existing building.

Note: The commencement of demolition works associated with an altered portion of, or an extension to, an existing building is considered to be the commencement of building work requiring compliance with section 6.6(2) of the *Act* (including the need for a Construction Certificate) prior to any demolition work. See: *Over our Dead Body Society Inc v Byron Bay Community Association Inc* [2001] NSWLEC 125.

Note: Construction Certificate Application, PC Service Agreement and Notice of Commencement forms can be downloaded from Council's website www.woollahra.nsw.gov.au

Note: It is an offence for any person to carry out the erection of a *building* in breach of this condition and in breach of section 6.6(2) of the *Act*.
Standard Condition: D15 (Autotext DD15)

D.10 Notification of [Home Building Act 1989](#) requirements

- a) For the purposes of section 4.17(11) of the *Act*, the requirements of this condition are prescribed as conditions of a development consent for development that involves any residential building work within the meaning of the [Home Building Act 1989](#).
- b) Residential building work within the meaning of the [Home Building Act 1989](#) must not be carried out unless the Principal Certifier for the development to which the work relates (not being the Council) has given the Council written notice of the following information:
- In the case of work for which a Principal Contractor is required to be appointed:
 - the name and licence number of the Principal Contractor, and
 - the name of the insurer by which the work is insured under Part 6 of that Act,
 - In the case of work to be done by an Owner-builder:
 - the name of the Owner-builder, and
 - if the Owner-builder is required to hold an Owner-builder permit under that Act, the number of the Owner-builder permit.

- c) If arrangements for doing the residential building work are changed while the work is in progress so that the information notified under subclause (2) becomes out of date, further work must not be carried out unless the Principal Certifier for the development to which the work relates (not being the Council) has given the Council written notice of the updated information.
- d) This clause does not apply in relation to Crown building work that is certified, in accordance with section 6.28 of the *Act*, to comply with the Building Code of Australia.
Standard Condition: D17 (Autotext DD17)

E. Conditions which must be satisfied during any development work

E.1 Compliance with BCA and Insurance Requirements under the [Home Building Act 1989](#)

For the purposes of section 4.17(11) of the *Act*, the following condition is prescribed in relation to a development consent for development that involves any building work:

- a) that the work must be carried out in accordance with the requirements of the Building Code of Australia (BCA),
- b) in the case of residential building work for which the [Home Building Act 1989](#) requires there to be a contract of insurance in force in accordance with Part 6 of that Act, that such a contract of insurance is in force before any building work authorised to be carried out by the consent commences.

This condition does not apply:

- a) to the extent to which an exemption is in force under clause 187 or 188, subject to the terms of any condition or requirement referred to in clause 187 (6) or 188 (4) of the *Regulation*, or
- b) to the erection of a temporary building.

In this clause, a reference to the BCA is a reference to that Code as in force on the date the application for the relevant Construction Certificate is made.

Note: All new guttering is to comply with the provisions of Part 3.5.2 of the Building Code of Australia.
Standard Condition: E1 (Autotext EE1)

E.2 Compliance with Australian Standard for Demolition

Demolition of buildings and structures must comply with Australian Standard AS 2601—2001: *The Demolition of Structures*.

Standard Condition: E2 (Autotext EE2)

E.3 Requirement to Notify about New Evidence

Any new information which comes to light during remediation, demolition or construction works which has the potential to alter previous conclusions about site contamination, heritage significance, threatened species or other relevant matters must be immediately notified to Council and the Principal Certifier.

Standard Condition: E4 (Autotext EE4)

E.4 Critical Stage Inspections

Critical stage inspections must be called for by the Principal Contractor or Owner-builder as required by the Principal Certifier, any PC service agreement, the *Act* and the *Regulation*.

Work must not proceed beyond each critical stage until the Principal Certifier is satisfied that work is proceeding in accordance with this consent, the Construction Certificate(s) and the *Act*.

Critical stage inspections means the inspections prescribed by the *Regulations* for the purposes of section 6.5 of the *Act* or as required by the Principal Certifier and any PC Service Agreement.

Note: The PC may require inspections beyond mandatory critical stage inspections in order that the PC be satisfied that work is proceeding in accordance with this consent.

Note: The PC may, in addition to inspections, require the submission of Compliance Certificates, survey reports or evidence of suitability in accordance with Part A2.2 of the BCA in relation to any matter relevant to the development.
Standard Condition: E5 (Autotext EE5)

E.5 Hours of Work –Amenity of the Neighbourhood

- a) No *work* must take place on any Sunday or public holiday.
- b) No *work* must take place before 7am or after 5pm any weekday.
- c) No *work* must take place before 7am or after 1pm any Saturday.
- d) The following *work* **must not** take place before 9am or after 4pm any weekday, or before 9am or after 1pm any Saturday or at any time on a Sunday or public holiday:
 - (i) piling,
 - (ii) piercing,
 - (iii) rock or concrete cutting, boring or drilling,
 - (iv) rock breaking,
 - (v) rock sawing,
 - (vi) jack hammering, or
 - (vii) machine excavation.
- e) No loading or unloading of material or equipment associated with the activities listed in part d) above must take place before 9am or after 4pm any weekday, or before 9am or after 1pm any Saturday or at any time on a Sunday or public holiday.
- f) No operation of any equipment associated with the activities listed in part d) above must take place before 9am or after 4pm any weekday, or before 9am or after 1pm any Saturday or at any time on a Sunday or public holiday.
- g) No rock excavation being cutting, boring, drilling, breaking, sawing , jack hammering or bulk excavation of rock, must occur without a 15 minute break every hour.

This condition has been imposed to mitigate the impact of work upon the amenity of the neighbourhood. Impact of work includes, but is not limited to, noise, vibration, dust, odour, traffic and parking impacts.

Note: The use of noise and vibration generating plant and equipment and vehicular traffic, including trucks in particular, significantly degrade the amenity of neighbourhoods and more onerous restrictions apply to these activities. This more invasive work generally occurs during the foundation and bulk excavation stages of development. If you are in doubt as to whether or not a particular activity is considered to be subject to the more onerous requirement (9am to 4pm weekdays and 9am to 1pm Saturdays) please consult with Council.

Note: Each and every breach of this condition by any person may be subject to a separate penalty infringement notice or prosecution.

Note: The delivery and removal of plant, equipment and machinery associated with wide loads subject to RMS and NSW Police restrictions on their movement outside the approved hours of work will be considered on a case by case basis.

Note: Compliance with these hours of work does not affect the rights of any person to seek a remedy to offensive noise as defined by the *Protection of the Environment Operations Act 1997*, the *Protection of the Environment Operations (Noise Control) Regulation 2017*.

Note: NSW EPA Noise Guide is available at www.epa.nsw.gov.au/noise/nqlg.htm
Standard Condition: E6 (Autotext EE6)

E.6 Public Footpaths – Safety, Access and Maintenance

The Principal Contractor or Owner-builder and any other person acting with the benefit of this consent must:

- a) Not erect or maintain any gate or fence swing out or encroaching upon the road or the footway.
- b) Not use the road or footway for the storage of any article, material, matter, waste or thing.
- c) Not use the road or footway for any *work*.
- d) Keep the road and footway in good repair free of any trip hazard or obstruction.
- e) Not stand any plant and equipment upon the road or footway.
- f) Provide a clear safe pedestrian route a minimum of 1.5m wide.
- g) Protect heritage listed street name inlays in the footpath which are not to be removed or damaged during development.

This condition does not apply to the extent that a permit or approval exists under the section 148B of the *Road Transport Act 2013*, section 138 of the *Roads Act 1993* or section 68 of the *Local Government Act 1993* except that at all time compliance is required with:

- a) Australian Standard AS 1742 (Set): *Manual of uniform traffic control devices* and all relevant parts of this set of standards.
- b) Australian Road Rules.

Note: Section 73 of the *Road Transport (Safety and Traffic Management) Act 1999* allows the NSW Police to close any road or road related area to traffic during any temporary obstruction or danger to traffic or for any temporary purpose.

Note: Section 138 of the *Roads Act 1993* provides that a person must not:

- erect a structure or carry out a work in, on or over a public road, or
- dig up or disturb the surface of a public road, or
- remove or interfere with a structure, work or tree on a public road, or
- pump water into a public road from any land adjoining the road, or
- connect a road (whether public or private) to a classified road, otherwise than with the consent of the appropriate roads authority.

Note: Section 68 of the *Local Government Act 1993* provides that a person may carry out certain activities only with the prior approval of the Council including:

- Part C Management of waste:
 - a. For fee or reward, transport waste over or under a public place
 - b. Place waste in a public place
 - c. Place a waste storage container in a public place.
- Part E Public roads:
 - a. Swing or hoist goods across or over any part of a public road by means of a lift, hoist or tackle projecting over the footway
 - b. Expose or allow to be exposed (whether for sale or otherwise) any article in or on or so as to overhang any part of the road or outside a shop window or doorway abutting the road, or hang an article beneath an awning over the road.
Standard Condition: E7 (Autotext EE7)

E.7 Tree Preservation

All persons must comply with Chapter E.3 – Tree Management of Council’s Development Control Plan (DCP) 2015, other than where varied by this consent. The DCP applies to any tree with a height greater than 5 metres or a diameter spread of branches greater than 3 metres.

General Protection Requirements

- a) The TPZ must be maintained during all development work unless otherwise specified within these conditions of consent.
- b) Excavation must cease where tree roots with a diameter exceeding 50mm are exposed. The *principal contractor* must procure an inspection of the exposed tree roots by an arborist with a minimum AQF Level 5 qualification. Excavation must only recommence with the implementation of the recommendations of the arborist.

- c) Where there is damage to any part of a tree the *principal contractor* must procure an inspection of the tree by a qualified arborist immediately. The *principal contractor* must immediately implement treatment as directed by the arborist. The arborist is to supply a detailed report to the appointed certifier.

Note: Trees must be pruned in accordance with *Australian Standard AS 4373 "Pruning of Amenity Trees"* and *WorkCover NSW Code of Practice Amenity Tree Industry*.

E.8 Replacement/Supplementary trees which must be planted

Any replacement or supplementary tree shall be grown in accordance with Tree stock for landscape use (AS 2303:2018). The replacement tree shall be planted in *deep soil landscaped area* and maintained in a healthy and vigorous condition. If the replacement tree is found to be faulty, damaged, dying or dead before it attains a size whereby it becomes a prescribed tree in accordance with Chapter E.3 of Council's Development Control Plan, it must be replaced with another of the same species which complies with the criteria outlined below.

Species/Type	Planting/Location	Container Size/Size of Tree (at planting)	Minimum Dimensions at Maturity
7 x <i>Bambusa textilis gracillis</i> (Slender Weavers)	Rear yard	300mm each	6 metres height

The project arborist shall document compliance with the above condition.

E.9 Maintenance of Environmental Controls

The Principal Contractor or Owner-builder must ensure that the following monitoring, measures and controls are maintained:

- a) erosion and sediment controls,
- b) dust controls,
- c) dewatering discharges,
- d) noise controls,
- e) vibration monitoring and controls,
- f) ablutions.

Standard Condition: E11

E.10 Compliance with Geotechnical / Hydrogeological Monitoring Program

Excavation must be undertaken in accordance with the recommendations of the Geotechnical / Hydrogeological Monitoring Program and any oral or written direction of the supervising professional engineer.

The Principal Contractor and any sub-contractor must strictly follow the Geotechnical / Hydrogeological Monitoring Program for the development including, but not limited to:

- a) the location and type of monitoring systems to be utilised,
- b) recommended hold points to allow for inspection and certification of geotechnical and hydrogeological measures by the professional engineer, and
- c) the contingency plan.

Note: The consent authority cannot require that the author of the geotechnical/hydrogeological report submitted with the development application to be appointed as the professional engineer supervising the work however, it is the Council's recommendation that the author of the report be retained during the construction stage.

Standard Condition: E12 (Autotext EE12)

E.11 Support of Adjoining Land and Buildings

A person must not do anything on or in relation to the site (the supporting land) that removes the support provided by the supporting land to any other land (the supported land) or building (the supported building).

For the purposes of this condition, supporting land includes the natural surface of the site, the subsoil of the site, any water beneath the site, and any part of the site that has been reclaimed.

Note: This condition does not authorise any trespass or encroachment upon any adjoining or supported land or building whether private or public. Where any underpinning, shoring, soil anchoring (temporary or permanent) or the like is considered necessary upon any adjoining or supported land by any person the Principal Contractor or Owner-builder must obtain:

- the consent of the owners of such adjoining or supported land to trespass or encroach, or
- an access order under the *Access to Neighbouring Land Act 2000*, or
- an easement under section 88K of the *Conveyancing Act 1919*, or
- an easement under section 40 of the *Land and Environment Court Act 1979* as appropriate.

Note: Section 177 of the *Conveyancing Act 1919* creates a statutory duty of care in relation to support of land. Accordingly, a person has a duty of care not to do anything on or in relation to land being developed (the supporting land) that removes the support provided by the supporting land to any other adjoining land (the supported land).

Note: Clause 20 of the *Roads Regulation 2008* prohibits excavation in the vicinity of roads as follows: "**Excavations adjacent to road** - A person must not excavate land in the vicinity of a road if the excavation is capable of causing damage to the road (such as by way of subsidence) or to any work or structure on the road." Separate approval is required under the *Roads Act 1993* for any underpinning, shoring, soil anchoring (temporary) or the like within or under any road. Council will not give approval to permanent underpinning, shoring, soil anchoring within or under any road.

Note: The encroachment of work or the like is a civil matter of trespass or encroachment and Council does not adjudicate or regulate such trespasses or encroachments except in relation to encroachments upon any road, public place, Crown land under Council's care control or management, or any community or operational land as defined by the *Local Government Act 1993*. Standard Condition: E13 (Autotext EE13)

E.12 Vibration Monitoring

Vibration monitoring equipment must be installed and maintained, under the supervision of a professional engineer with expertise and experience in geotechnical engineering, between any potential source of vibration and any *building* identified by the professional engineer as being potentially at risk of movement or damage from settlement and/or vibration during the excavation and during the removal of any excavated material from the land being developed.

If vibration monitoring equipment detects any vibration at the level of the footings of any adjacent building exceeding the peak particle velocity adopted by the professional engineer as the maximum acceptable peak particle velocity an audible alarm must activate such that the Principal Contractor and any sub-contractor are easily alerted to the event.

Where any such alarm triggers all excavation works must cease immediately. Prior to the vibration monitoring equipment being reset by the professional engineer and any further work recommencing the event must be recorded and the cause of the event identified and documented by the professional engineer.

Where the event requires, in the opinion of the professional engineer, any change in work practices to ensure that vibration at the level of the footings of any adjacent building does not exceed the peak particle velocity adopted by the professional engineer as the maximum acceptable peak particle velocity these changes in work practices must be documented and a written direction given by the professional engineer to the Principal Contractor and any sub-contractor clearly setting out required work practice.

The Principal Contractor and any sub-contractor must comply with all work directions, verbal or written, given by the professional engineer.

A copy of any written direction required by this condition must be provided to the Principal Certifier within 24 hours of any event.

Where there is any movement in foundations such that damaged is occasioned to any adjoining *building* or such that there is any removal of support to *supported land* the professional engineer, Principal Contractor and any sub-contractor responsible for such work must immediately cease all work, inform the owner of that *supported land* and take immediate action under the direction of the professional engineer to prevent any further damage and restore support to the *supported land*.

Note: *professional engineer* has the same mean as in clause A1.1 of the BCA.

Note: *building* has the same meaning as in section 1.4 of the *Act* i.e. “*building* includes part of a building and any structure or part of a structure....”

Note: *supported land* has the same meaning as in the *Conveyancing Act 1919*.
Standard Condition: E14 (Autotext EE14)

E.13 Erosion and Sediment Controls – Maintenance

The Principal Contractor or Owner-builder must maintain water pollution, erosion and sedimentation controls in accordance with:

- a) the Soil and Water Management Plan required under this consent,
- b) “*Do it Right On Site, Soil and Water Management for the Construction Industry*” published by the Southern Sydney Regional Organisation of Councils, 2001, and
- c) “*Managing Urban Stormwater - Soils and Construction*” 2004 published by the NSW Government (*The Blue Book*).

Where there is any conflict *The Blue Book* takes precedence.



Note: A failure to comply with this condition may result in penalty infringement notices, prosecution, notices and orders under the *Act* and/or the *Protection of the Environment Operations Act 1997* without any further warning. It is a criminal offence to cause, permit or allow pollution.

Note: Section 257 of the *Protection of the Environment Operations Act 1997* provides that “the occupier of premises at or from which any pollution occurs is taken to have caused the pollution”.

Warning: Irrespective of this condition any person occupying the site may be subject to proceedings under the *Protection of the Environment Operations Act 1997* where pollution is caused, permitted or allowed as the result of the occupation of the land being developed whether or not they actually cause the pollution.

Standard Condition: E15 (Autotext EE15)

E.14 Disposal of Site Water During Construction

The Principal Contractor or Owner-builder must ensure:

- a) Prior to pumping any water into the road or public stormwater system that approval is obtained from Council under section 138(1)(d) of the *Roads Act 1993*.
- b) That *water pollution*, as defined by the *Protection of the Environment Operations Act 1997*, does not occur as the result of the discharge to the road, public stormwater system or other place or any site water.
- c) That stormwater from any roof or other impervious areas is linked, via temporary downpipes and stormwater pipes, to a Council approved stormwater disposal system immediately upon completion of the roof installation or work creating other impervious areas.

Note: This condition has been imposed to ensure that adjoining and neighbouring land is not adversely affected by unreasonable overland flows of stormwater and that site water does not concentrate water such that they cause erosion and water pollution.
Standard Condition: E17 (Autotext EE17)

E.15 Check Surveys - boundary location, building location, building height, stormwater drainage system and flood protection measures relative to Australian Height Datum

The Principal Contractor or Owner-builder must ensure that a registered surveyor carries out check surveys and provides survey certificates confirming the location of the building(s), ancillary works, flood protection works and the stormwater drainage system relative to the boundaries of the site and that the height of buildings, ancillary works, flood protection works and the stormwater drainage system relative to Australian Height Datum complies with this consent at the following critical stages.

The Principal Contractor or Owner-builder must ensure that work must not proceed beyond each of the following critical stages until compliance has been demonstrated to the Principal Certifier's satisfaction:

- a) Upon the completion of foundation walls prior to the laying of any floor or the pouring of any floor slab and generally at damp proof course level.
- b) Upon the completion of formwork for floor slabs prior to the laying of any floor or the pouring of any concrete and generally at each storey.
- c) Upon the completion of formwork or framework for the roof(s) prior to the laying of any roofing or the pouring of any concrete roof.
- d) Upon the completion of formwork and steel fixing prior to pouring of any concrete for any ancillary structure, flood protection work, swimming pool or spa pool or the like.
- e) Upon the completion of formwork and steel fixing prior to pouring of any concrete for driveways showing transitions and crest thresholds confirming that driveway levels match Council approved driveway crossing levels and minimum flood levels.
- f) Stormwater drainage Systems prior to back filling over pipes confirming location, height and capacity of works.
- g) Flood protection measures are in place confirming location, height and capacity.

Note: This condition has been imposed to ensure that development occurs in the location and at the height approved under this consent. This is critical to ensure that building are constructed to minimum heights for flood protection and maximum heights to protect views and the amenity of neighbours.
Standard Condition: E20 (Autotext EE20)

E.16 Placement and Use of Skip Bins

The Principal Contractor or Owner-builder must ensure that all waste storage containers, including but not limited to skip bins, must be stored within the site unless:

- a) Activity Approval has been issued by Council under section 68 of the *Local Government Act 1993* to place the waste storage container in a public place; and

- b) where located on the road it is located only in a positions where a vehicle may lawfully park in accordance with the Australian Road Rules.

Note: Waste storage containers must not be located on the footpath without a site specific activity approval. Where such site specific activity approval is granted a 1.5m wide clear path of travel is maintained free of any trip hazards.
Standard Condition: E21 (Autotext EE21)

E.17 Prohibition of Burning

There must be no burning of any waste or other materials. The burning of copper chrome arsenate (CCA) or pentachlorophenol (PCP) treated timber is prohibited in all parts of NSW. All burning is prohibited in the Woollahra local government area.

Note: Pursuant to the *Protection of the Environment Operations (Clean Air) Regulation 2010* all burning (including burning of vegetation and domestic waste) is prohibited except with approval. No approval is granted under this consent for any burning.
Standard Condition: E22 (Autotext EE22)

E.18 Swimming and Spa Pools – Temporary Child Resistant Barriers and other Matters

Temporary child-resistant barriers must be installed in compliance with the *Swimming Pools Act 1992* and Building Code of Australia where any swimming pool or spa pool, as defined by the *Swimming Pools Act 1992*, contains more than 300mm in depth of water at any time.

Permanent child-resistant barriers must be installed in compliance with the *Swimming Pools Act 1992* and the Building Code of Australia as soon as practical.

Backwash and any temporary dewatering from any swimming pool or spa pool as defined by the *Swimming Pools Act 1992* must be discharged to the sewer in compliance with clause 10.9 (Figure 10.2) of AS/NZS 3500.2.2:1996.

Note: This condition does not prevent Council from issuing an order pursuant to section 23 of the *Swimming Pool Act 1992* or taking such further action as necessary for a breach of this condition or the *Swimming Pools Act 1992*.
Standard Condition: E26

E.19 Dust Mitigation

Dust mitigation must be implemented in accordance with “*Dust Control - Do it right on site*” published by the Southern Sydney Regional Organisation of Councils.

This generally requires:

- a) Dust screens to all hoardings and site fences.
- b) All stockpiles or loose materials to be covered when not being used.
- c) All equipment, where capable, being fitted with dust catchers.
- d) All loose materials being placed bags before placing into waste or skip bins.
- e) All waste and skip bins being kept covered when not being filled or emptied.
- f) The surface of excavation work being kept wet to minimise dust.
- g) Landscaping incorporating trees, dense shrubs and grass being implemented as soon as practically possible to minimise dust.

Note: “*Dust Control - Do it right on site*” can be downloaded from Council’s website www.woollahra.nsw.gov.au or obtained from Council’s office.

Note: Special precautions must be taken when removing asbestos or lead materials from development sites. Additional information can be obtained from www.safework.nsw.gov.au and www.epa.nsw.gov.au. Other specific conditions and advice may apply.

Note: Demolition and construction activities may affect local air quality and contribute to urban air pollution. The causes are dust, smoke and fumes coming from equipment or activities, and airborne chemicals when spraying for pest management. Precautions must be taken to prevent air pollution. Standard Condition: E23 (Autotext EE23)

E.20 Site Waste Minimisation and Management – Demolition

In order to maximise resource recovery and minimise residual waste from demolition activities:

- a) the provisions of the Site Waste Minimisation and Management Plan (SWMMP) are to be implemented at all times during the course of the work,
- b) an area is to be allocated for the storage of materials for use, recycling and disposal (giving consideration to slope, drainage, location of waterways, stormwater outlets, vegetation and access and handling requirements),
- c) provide separate collection bins and/or areas for the storage of residual waste,
- d) clearly 'signpost' the purpose and content of the bins and/or storage areas,
- e) implement measures to prevent damage by the elements, odour, health risks and windborne litter, and
- f) minimise site disturbance, limiting unnecessary excavation.

When implementing the SWMMP the Applicant must ensure:

- a) footpaths, public reserves and street gutters are not used as places to store demolition waste or materials of any kind without Council approval,
- b) any material moved offsite is transported in accordance with the requirements of the *Protection of the Environment Operations Act 1997*,
- c) waste is only transported to a place that can lawfully be used as a waste facility,
- d) generation, storage, treatment and disposal of hazardous waste and special waste (including asbestos) is conducted in accordance with relevant waste legislation administered by the NSW Environment Protection Authority, and relevant occupational health and safety legislation administered by SafeWork NSW, and
- e) evidence such as weighbridge dockets and invoices for waste disposal or recycling services are retained.

Note: Materials that have an existing reuse or recycling market should not be disposed of in a land fill. Reuse and recycling opportunities are decreased when asbestos is not carefully removed and segregated from other waste streams.

Standard Condition: E31 (Autotext EE31)

E.21 Site Waste Minimisation and Management – Construction

In order to maximise resource recovery and minimise residual waste from construction activities:

- a) the provisions of the Site Waste Minimisation and Management Plan (SWMMP) are to be implemented at all times during the course of the work,
- b) arrange for the delivery of materials so that materials are delivered 'as needed' to prevent the degradation of materials through weathering and moisture damage,
- c) consider organising to return excess materials to the supplier or manufacturer,
- d) allocate an area for the storage of materials for use, recycling and disposal (considering slope, drainage, location of waterways, stormwater outlets and vegetation),
- e) clearly 'signpost' the purpose and content of the storage areas,
- f) arrange contractors for the transport, processing and disposal of waste and recycling and ensure that all contractors are aware of the legal requirements for disposing of waste,
- g) promote separate collection bins or areas for the storage of residual waste,
- h) implement measures to prevent damage by the elements, odour and health risks, and windborne litter,
- i) minimise site disturbance and limit unnecessary excavation,
- j) ensure that all waste is transported to a place that can lawfully be used as a waste facility, and

- k) retain all records demonstrating lawful disposal of waste and keep them readily accessible for inspection by regulatory authorities such as Council, the NSW EPA or SafeWork NSW.

Standard Condition: E32 (Autotext EE32)

E.22 Asbestos Removal

All asbestos removal work must be carried out safely according to NSW work health and safety legislation.

Where hazardous material, including bonded or friable asbestos has been identified in accordance with the conditions in Section B above, and such material must be demolished, disturbed and subsequently removed, all such works must comply with the following criteria:

- a) Be undertaken by contractors who hold a current SafeWork NSW “demolition licence” and a current SafeWork NSW “Class A licence” for friable asbestos removal.
- b) Be carried out in accordance with the relevant SafeWork NSW codes of practice.
- c) No asbestos products may be reused on the site.
- d) No asbestos laden skip or bins shall be left in any public place.

Note: This condition is imposed to protect the health and safety of persons working on the site and the public

Standard Condition: E39

E.23 Classification of Hazardous Waste

Prior to the exportation of hazardous waste (including hazardous fill or soil) from the site, the waste materials must be classified in accordance with the provision of the *Protection of the Environment Operations Act 1997* and the NSW EPA *Waste Classification Guidelines, Part 1: Classifying Waste, 2014*.

Note: This condition is imposed to ensure that where hazardous waste will be removed from a site an asbestos licensed contractor can definitively determine where the waste may be legally taken for disposal.

Standard Condition: E40

E.24 Disposal of Asbestos and Hazardous Waste

Asbestos and hazardous waste, once classified in accordance with the hazardous waste classification condition above must only be transported to waste facilities licensed to accept asbestos and appropriate classifications of hazardous waste.

Note: This condition is imposed to ensure that asbestos and other hazardous waste is disposed of lawfully under the *Protection of the Environment Operations Act 1997* and relevant NSW EPA requirements.

Standard Condition: E41

E.25 Asbestos Removal Signage

Standard commercially manufactured signs containing the words "DANGER ASBESTOS REMOVAL IN PROGRESS" measuring not less than 400mm x 300mm are to be erected in prominent visible positions on the site when asbestos is being removed.

Note: This condition is imposed to ensure awareness of any hazard to the health and safety of persons working on the site and public.

Standard Condition: E42

E.26 Notification of Asbestos Removal

In addition to the requirements for licensed asbestos removalists to give written notice to SafeWork NSW all adjoining properties and those opposite the development site must be notified in writing of the dates and times when asbestos removal is to be conducted.

The notification is to identify the licensed asbestos removal contractor and include a contact person for the site together with telephone and facsimile numbers and email addresses.

Note: This condition has been imposed to ensure that local residents are informed and have adequate communication facilitated for incidents of asbestos removal.
Standard Condition: E43

F. Conditions which must be satisfied prior to any occupation or use of the building (Part 6 of the Act and Part 8 Division 3 of the Regulation)

F.1 Occupation Certificate (section 6.9 of the Act)

A person must not commence occupation or use of the whole or any part of a new building (within the meaning of section 6.10 of the Act) unless an Occupation Certificate has been issued in relation to the building or part.

Note: New building includes an altered portion of, or an extension to, an existing building.
Standard Condition: F1 (Autotext FF1)

F.2 Commissioning and Certification of Systems and Works

The Principal Contractor or Owner-builder must submit to the satisfaction of the Principal Certifier works-as-executed (WAE) plans, Compliance Certificates and evidence of suitability in accordance with Part A2.2 of the BCA confirming that the works, as executed and as detailed, comply with the requirement of this consent, the Act, the Regulations, any relevant construction certificate, the BCA and relevant Australian Standards.

Works-as-executed plans, Compliance Certificates and evidence of suitability in accordance with Part A2.2 of the BCA must include but may not be limited to:

- a) Certification from the supervising professional engineer that the requirement of the Geotechnical/Hydrogeological conditions and report recommendations were implemented and satisfied during development work.
- b) All flood protection measures.
- c) All garage/car park/basement car park, driveways and access ramps comply with Australian Standard AS 2890.1: *Off-Street car parking*.
- d) All stormwater drainage and storage systems.
- e) All mechanical ventilation systems.
- f) All hydraulic systems.
- g) All structural work.
- h) All acoustic attenuation work.
- i) All waterproofing.
- j) Such further matters as the Principal Certifier may require.

Note: This condition has been imposed to ensure that systems and works as completed meet development standards as defined by the Act, comply with the BCA, comply with this consent and so that a public record of works as execute is maintained.

Note: The PC may require any number of WAE plans, certificates, or other evidence of suitability as necessary to confirm compliance with the Act, Regulation, development standards, BCA, and relevant Australia Standards. As a minimum WAE plans and certification is required for stormwater drainage and detention, mechanical ventilation work, hydraulic services (including but not limited to fire services).

Note: The PC must submit to Council, with any Occupation Certificate, copies of WAE plans, Compliance Certificates and evidence of suitability in accordance with Part A2.2 of the BCA upon which the PC has relied in issuing any Occupation Certificate.
Standard Condition: F7 (Autotext FF7)

F.3 Amenity Landscaping

The *owner or principal contractor* must install all approved amenity landscaping (screen planting, soil stabilisation planting, etc.) prior to any occupation or use of the site.

Note: This condition has been imposed to ensure that the environmental impacts of the development are mitigated by approved landscaping prior to any occupation of the development.

G. Conditions which must be satisfied prior to the issue of any Subdivision Certificate

Nil.

H. Conditions which must be satisfied prior to the issue of the Occupation Certificate for the whole of the building

H.1 Fulfillment of BASIX Commitments – clause 154B of the *Regulation*

All BASIX commitments must be effected in accordance with the BASIX Certificate No. A500080_02.

Note: Clause 154B(2) of the *Environmental Planning and Assessment Regulation 2000* provides: "A *certifying authority* must not issue a final Occupation Certificate for a BASIX affected building to which this clause applies unless it is satisfied that each of the commitments whose fulfilment it is required to monitor has been fulfilled."
Standard Condition: H7 (Autotext HH7)

H.2 Removal of Ancillary Works and Structures

The Principal Contractor or Owner must remove from the land and any adjoining public place:

- a) the site sign,
- b) ablutions,
- c) hoarding,
- d) scaffolding, and
- e) waste materials, matter, article or thing.

Note: This condition has been imposed to ensure that all ancillary matter is removed prior to the issue of the Final Occupation Certificate.
Standard Condition: H12 (Autotext HH12)

H.3 Works-As-Executed Certification of Stormwater System

Prior to issue of any Occupation Certificate, stormwater drainage works are to be certified by a professional engineer with works-as-executed drawings prepared by a registered surveyor and submitted, for approval by the Principal Certifying Authority, certifying:

- a) compliance with conditions of development consent relating to stormwater,
- b) that all below ground structures are fully tanked such that seepage water/subsoil drainage is NOT collected and discharged to Council's kerb and gutter,
- c) that the stormwater works have been constructed in accordance with the approved construction stormwater plans,
- d) pipe invert levels and surface levels to Australian Height Datum, and
- e) contours indicating the direction in which water will flow over land should the capacity of the pit be exceeded in a storm event exceeding design limits.

Note: Occupation Certificate must not be issued until this condition has been satisfied.
Standard Condition: H20 (Autotext HH20)

H.4 Landscaping

The *principal contractor* or *owner* must provide to *PCA* a works-as-executed landscape plan and certification from a qualified landscape architect/designer, horticulturist and/or arborist as applicable to the effect that the works comply with this consent.

Note: This condition has been imposed to ensure that all Landscaping work is completed prior to the issue of the Final Occupation Certificate.

I. Conditions which must be satisfied during the ongoing use of the development

I.1 Maintenance of BASIX Commitments

All BASIX commitments must be maintained in accordance with the BASIX Certificate No. A500080_02.

Note: This condition affects successors in title with the intent that environmental sustainability measures must be maintained for the life of development under this consent.
Standard Condition: I24

I.2 Swimming and Spa Pools – Maintenance

Swimming and spa pools must be maintained:

- a) in compliance with the *Swimming Pools Act 1992* and the Building Code of Australia with regard to the provision of child-resistant barriers and resuscitation signs,
- b) in compliance with the NSW Health “Public Swimming Pools and Spa Pools Advisory Document” in force at that time. Private pools are encouraged to comply with the same standards as applicable,
- c) in compliance with AS 1926.3-2010 *Swimming pool safety - Water recirculation and filtration systems*,
- d) with backwash being discharged to the sewer in compliance with clause 10.9 (Figure 10.2) of AS/NZS 3500.2.2:1996, and
- e) with a timer that limits the recirculation and filtration systems operation such that it does not emit noise that can be heard within a habitable room in any other residential premises (regardless of whether any door or window to that room is open):
 - before 8 am or after 8 pm on any Sunday or public holiday, or
 - before 7 am or after 8 pm on any other day.

Note: Child-resistant barriers, resuscitation signs, recirculation and filtration systems and controls systems require regular maintenance to ensure that life safety, health and amenity standards are maintained.

Note: The NSW Health public swimming pools and spa pools guidelines are available at www.health.nsw.gov.au/environment/publicpools/Pages/default.aspx
Standard Condition: I30

I.3 Outdoor Lighting – Roof Terraces

Outdoor lighting must comply with AS/NZS 4282:2019: *Control of the obtrusive effects of outdoor lighting*. The maximum luminous intensity from each luminare and threshold limits must not exceed the level 1 control relevant under tables in AS/NZS 4282:2019.

All lighting to be installed on the roof terrace will be recessed lights or will be surface wall/balustrade mounted lights at a maximum height of 600mm above the finished floor level of the roof terrace.

Note: This condition has been imposed to protect the amenity of neighbours and limit the obtrusive effects of outdoor lighting.

Note: Council may consider, subject to an appropriate Section 4.55 Application, relaxation of this condition where it can be demonstrated, by expert report, that the level of lighting in the existing area already exceeds the above criteria, where physical shielding is present or physical shielding is reasonably possible.

Standard Condition: I51

I.4 Noise Control

The use of the premises must not give rise to the transmission of *offensive noise* to any place of different occupancy. *Offensive noise* is defined in the *Protection of the Environment Operations Act 1997*.

Note: This condition has been imposed to protect the amenity of the neighbourhood.

Note: Council will generally enforce this condition in accordance with the *Noise Guide for Local Government* (www.epa.nsw.gov.au/your-environment/noise/regulating-noise/noise-guide-local-government) and the *NSW Industrial Noise Policy* (www.epa.nsw.gov.au/your-environment/noise/industrial-noise) published by the NSW Environment Protection Authority. Other State Government authorities also regulate the *Protection of the Environment Operations Act 1997*.

Useful links:

Community Justice Centres—free mediation service provided by the NSW Government
www.cjc.nsw.gov.au.

NSW Environment Protection Authority— see “noise” section
www.environment.nsw.gov.au/noise.

NSW Government legislation- access to all NSW legislation, including the *Protection of the Environment Operations Act 1997* and the *Protection of the Environment Noise Control Regulation 2000* is available at www.legislation.nsw.gov.au.

Australian Acoustical Society—professional society of noise related professionals
www.acoustics.asn.au.

Association of Australian Acoustical Consultants—professional society of noise related professionals www.aaac.org.au.

Liquor and Gaming NSW—www.liquorandgaming.nsw.gov.au.

Standard Condition: I56

I.5 Noise from Mechanical Plant and Equipment

The noise level measured at any boundary of the site at any time while the mechanical plant and equipment is operating must not exceed the *background noise level*. Where noise sensitive receivers are located within the site, the noise level is measured from the nearest strata, stratum or community title land and must not exceed *background noise level* at any time.

The *background noise level* is the underlying level present in the ambient noise, excluding the subject noise source, when extraneous noise is removed. For assessment purposes the background noise level is the $L_{A90, 15 \text{ minute}}$ level measured by a sound level meter.

Note: This condition has been imposed to protect the amenity of the neighbourhood.

Note: Words in this condition have the same meaning as in the *Noise Policy for Industry* (2017) [www.epa.nsw.gov.au/your-environment/noise/industrial-noise/noise-policy-for-industry-\(2017\)](http://www.epa.nsw.gov.au/your-environment/noise/industrial-noise/noise-policy-for-industry-(2017))

and *Noise Guide for Local Government* (2013) www.epa.nsw.gov.au/your-environment/noise/regulating-noise/noise-guide-local-government

Standard Condition: I59

J. Miscellaneous Conditions

Nil.

K. Advisings

K.1 Criminal Offences – Breach of Development Consent and Environmental Laws

Failure to comply with this development consent and any condition of this consent is a **criminal offence**. Failure to comply with other environmental laws is also a criminal offence.

Where there is any breach Council may without any further warning:

- a) Issue Penalty Infringement Notices (On-the-spot fines);
- b) Issue notices and orders;
- c) Prosecute any person breaching this consent; and/or
- d) Seek injunctions/orders before the courts to restrain and remedy any breach.

Warnings as to potential maximum penalties

Maximum penalties under NSW environmental laws include fines up to \$1.1 Million and/or custodial sentences for serious offences.

Warning as to enforcement and legal costs

Should Council have to take any action to enforced compliance with this consent or other environmental laws Council's policy is to seek from the Court appropriate orders requiring the payments of its costs beyond any penalty or remedy the Court may order.

This consent and this specific advice will be tendered to the Court when seeking costs orders from the Court where Council is successful in any necessary enforcement action.

Note: The payment of environmental penalty infringement notices does not result in any criminal offence being recorded. If a penalty infringement notice is challenged in Court and the person is found guilty of the offence by the Court, subject to section 10 of *the Crimes (Sentencing Procedure) Act 1999*, a criminal conviction is recorded. The effect of a criminal conviction beyond any fine is serious.

Standard Advising: K1 (Autotext KK1)

K.2 Dial Before You Dig



The Principal Contractor, Owner-builder or any person digging may be held financially responsible by the asset owner should they damage underground pipe or cable networks.

Minimise your risk and dial 1100 Before You Dig or visit www.1100.com.au

When you contact Dial Before You Dig you will be sent details of all Dial Before You Dig members who have underground assets in the vicinity of your proposed excavation.

Standard Advising: K2 (Autotext KK2)

K.3 NSW Police Service and Road Closures

Council and NSW Police approval is required prior to a partial or full temporary road closure. If you are seeking a partial or full temporary road closure you must comply with the relevant conditions of this consent and you must also gain the approval of the Eastern Suburbs Police Area Command.

Warning: If you partial or full close a road without compliance with Council and NSW Police requirements Council Rangers or the Police can issue Penalty Infringement Notices or Court Attendance Notices leading to prosecution.

Note: Traffic Supervisors at the Eastern Suburbs Police Area Command can be contacted on eastsubtraffic@police.nsw.gov.au or ph 9369 9899.

Standard Advising: K4 (Autotext KK4)

K.4 Builder's Licences and Owner-builders Permits

Section 6.6(2)(d) of the *Act* requires among other matters that the person having the benefit of the development consent, if not carrying out the work as an **owner-builder**, must appoint a Principal Contractor for residential building work who must be the holder of a contractor licence.

The Owner(s) must appoint the Principal Certifier. The Principal Certifier must check that the required insurances are in place before the commencement of building work. The Principal Contractor (builder) must provide the Owners with a certificate of insurance evidencing the contract of insurance under the *Home Building Act 1989* for the residential building work.

Note: For more information go to the NSW Fair Trading website
www.fairtrading.nsw.gov.au/housing-and-property/building-and-renovating
Standard Condition: K5 (Autotext KK5)

K.5 Building Standards - Guide to Standards and Tolerances

The Principal Certifier does not undertake detailed quality control inspections and the role of the Principal Certifier is primarily to ensure that the development proceeds in accordance with this consent, Construction Certificates and that the development is fit for occupation in accordance with its classification under the Building Code of Australia.

Critical Stage Inspections do not provide the level of supervision required to ensure that the minimum standards and tolerances specified by the "NSW Guide to Standards and Tolerances 2017" are achieved.

The quality of any development is a function of the quality of the Principal Contractor's or Owner-builder's supervision of individual contractors and trades on a daily basis during the development. The Principal Certifier does not undertake this role.

Council, as the Principal Certifier or otherwise, does not adjudicate building contract disputes between the Principal Contractor, contractors and the Owner.

Note: For more information on the *NSW Guide to Standards and Tolerances* go to the NSW Fair Trading website www.fairtrading.nsw.gov.au/housing-and-property/building-and-renovating/after-you-build-or-renovate/guide-to-standards-and-tolerances or call 133 220. Standard Condition: K6 (Autotext KK6)

K.6 SafeWork NSW Requirements

The *Work Health and Safety Act 2011* and subordinate regulations, codes of practice and guidelines control and regulate the development industry.

Note: For more information go to the SafeWork NSW website www.safework.nsw.gov.au or call 131 050. Standard Condition: K7 (Autotext KK7)

K.7 Dividing Fences

The erection of dividing fences under this consent does not affect the provisions of the *Dividing Fences Act 1991*. Council does not adjudicate civil disputes relating to the provision of, or payment for, the erection of dividing fences.

Note: Further information can be obtained from the NSW Civil and Administrative Tribunal
www.ncat.nsw.gov.au/Pages/cc/Divisions/dividing_fences.aspx

Note: Community Justice Centres provide a free mediation service to the community to help people resolve a wide range of disputes, including dividing fences matters. Their service is free, confidential, voluntary, timely and easy to use. Mediation sessions are conducted by two impartial, trained mediators who help people work together to reach an agreement. Around 75% of mediations result in an agreement being reached. Mediation sessions can be arranged at convenient times during the day, evening or weekends. To contact the Community Justice Centres go to www.cjc.nsw.gov.au or call 1800 990 777.
Standard Advising: K10 (Autotext KK10)

K.8 Appeal

Council is always prepared to discuss its decisions and, in this regard, please do not hesitate to contact Mr Mario D'Alessio, Senior Assessment Officer, on (02) 9391 7120.

However, if you wish to pursue your rights of appeal in the Land and Environment Court you are advised that Council generally seeks resolution of such appeals through a section 34 Conference, site hearings and the use of Court Appointed Experts, instead of a full Court hearing.

This approach is less adversarial, it achieves a quicker decision than would be the case through a full Court hearing and it can give rise to considerable cost and time savings for all parties involved. The use of the section 34 Conference approach requires the appellant to agree, in writing, to the Court appointed commissioner having the full authority to completely determine the matter at the conference.

Standard Condition: K14 (Autotext KK14)

K.9 Release of Security

An application must be made to Council by the person who paid the security for release of the securities held under section 4.17 of the Act.

The securities will not be released until a Final Occupation Certificate has been lodged with Council, Council has inspected the site and Council is satisfied that the public works have been carried out to Council's requirements. Council may use part or all of the security to complete the works to its satisfaction if the works do not meet Council's requirements.

Council will only release the security upon being satisfied that all damage or all works, the purpose for which the security has been held have been remedied or completed to Council's satisfaction as the case may be.

Council may retain a portion of the security to remedy any defects in any such public work that arise within 6 months after the work is completed.

Upon completion of each section of road, drainage and landscape work to Council's satisfaction, 90% of the bond monies held by Council for these works will be released upon application. 10% may be retained by Council for a further 6 month period and may be used by Council to repair or rectify any defects or temporary works during the 6 month period.

Note: The Refund of Security Bond Application form can be downloaded from

www.woollahra.nsw.gov.au

Standard Condition: K15 (Autotext KK15)

K.10 Recycling of Demolition and Building Material

It is estimated that building waste, including disposable materials, resulting from demolition, excavation, construction and renovation, accounts for almost 70% of landfill. Such waste is also a problem in the generation of dust and the pollution of stormwater. Council encourages the recycling of demolition and building materials.

Standard Condition: K17 (Autotext KK17)

K.11 Owner-builders

Under the *Home Building Act 1989* any property owner who intends undertaking construction work to a dwelling house or dual occupancy to the value of \$12,000 or over must complete an approved education course and obtain an owner-builder permit from NSW Fair Trading.

Note: For more information go to the NSW Fair Trading website www.fairtrading.nsw.gov.au or call 133 220. Standard Condition: K18 (Autotext KK18)

K.12 Pruning or Removing a Tree Growing on Private Property

The provisions of State Environmental Planning Policy (Vegetation in Non-Rural Areas) 2017 and the Woollahra Development Control Plan 2015 (DCP), Chapter E3 –Tree Management, may require that an application be made to Council prior to pruning or removing any tree. The aim is to secure the amenity of trees and preserve the existing landscape within our urban environment.

Before you prune or remove a tree, make sure you read all relevant conditions. You can obtain a copy of the Woollahra DCP from Council's website www.woollahra.nsw.gov.au or call Council on 9391 7000 for further advice.

Standard Condition: K19 (Autotext KK19)

K.13 Dilapidation Report

Please note the following in relation to the condition for a dilapidation report:

- a) The dilapidation report will be made available to affected property owners on requested and may be used by them in the event of a dispute relating to damage allegedly due to the carrying out of the development.
- b) This condition cannot prevent neighbouring buildings being damaged by the carrying out of the development.
- c) Council will not be held responsible for any damage which may be caused to adjoining buildings as a consequence of the development being carried out.
- d) Council will not become directly involved in disputes between the developer, its contractors and the owners of neighbouring buildings.
- e) In the event that access for undertaking the dilapidation survey is denied the Applicant is to demonstrate in writing to the satisfaction of the Principal Certifier that all reasonable steps were taken to obtain access to the adjoining property. The dilapidation report will need to be based on a survey of what can be observed externally.

Standard Advising: K23 (Autotext KK23)

Note: In accordance with the Woollahra Local Planning Panel Operational Procedures the votes are recorded on this planning matter.

For the Motion

Graham Brown
Philippa Frecklington
Ronald Schaffer
Heather Warton

Against the Motion

Nil

4/0

ITEM No.	D3
FILE No.	DA173/2023/1
ADDRESS	80 Sutherland Street, Paddington
PROPOSAL	Extensive alterations and additions

Reasons for Decision

The Panel has undertaken a site inspection, considered any submissions and reviewed the assessment report prepared by Council officers that addresses the relevant matters detailed in Section 4.15 of the Environmental Planning and Assessment Act 1979.

For the reasons generally in the assessment report, the Panel is satisfied that the application be refused subject to the reasons for refusal.

Resolved: Pursuant to Section 4.16 of the Environmental Planning and Assessment Act 1979

THAT the Woollahra Local Planning Panel, exercising the functions of Council, as the consent authority, is not satisfied that the written request from the applicant has adequately addressed the relevant matters to be addressed under Clause 4.6 of the Woollahra Local Environmental Plan 2014 and therefore consent cannot be granted to the development which contravenes the Height of Building development standard under Clause 4.3 of the Woollahra Local Environmental Plan 2014.

AND

THAT the Woollahra Local Planning Panel, exercising the functions of Council, as the consent authority, refuse development consent to Development Application No.173/2023/1 for extensive alterations and additions on land at 80 Sutherland Street Paddington, for the following reasons:

1. Woollahra Local Environmental Plan 2014 – Aims of Plan

The proposal is unacceptable because it does not comply with:

- Part 1, Clause 1.2(2)(f) - The proposal does not conserve and enhance the built and natural environmental heritage.
- Part 1, Clause 1.2(2)(g) - The proposal does not protect and enhance amenity and natural heritage.
- Part 1, Clause 1.2(2)(l) - The proposal does not achieve the desired future character of the Paddington Heritage Conservation Area.

2. Woollahra Local Environmental Plan 2014 – Land Use Table

The proposal is unacceptable because it does not comply with the following objectives of the R2 Low Density Residential Zone:

- Objective 3 - To provide for development that is compatible with the character and amenity of the surrounding neighbourhood.
- Objective 4 - To ensure that development is of a height and scale that achieves the desired future character of the neighbourhood.

3. Woollahra Local Environmental Plan 2014, Part 4 – Clause 4.3 Height of buildings

The proposed development does not comply with the 9.5m height of buildings development standard and fails to achieve consistency with the objectives prescribed in Clause 4.3 of the Woollahra LEP 2014.

- a) The proposal is inconsistent with Objectives 1(a), (b), (c) and (d) as the proposed development building height is not consistent with the desired future character of the neighbourhood, does not minimise its impacts upon neighbouring properties in terms of solar access and privacy impacts.
- b) The proposal is inconsistent with Clause 4.2 (2) as the proposed building height exceeds that which is prescribed for the site.
- c) The written request submitted pursuant to Clause 4.6 of WLEP which seeks to justify the contravention of Clause 4.3 of WLEP 2014 does not adequately address the matters required to be demonstrated under clause 4.6(3), being that:
 - i. Compliance with the development standard is unreasonable or unnecessary in the circumstances of the case, and
 - ii. There are sufficient environmental planning grounds to justify contravening the development standard.

4. Woollahra Local Environmental Plan, Part 5 – Clause 5.10 Heritage Conservation

The proposed development is unacceptable as it does not comply with:

- Part 5, Clause 5.10(1)(a), to conserve the environmental heritage of Woollahra.
- Part 5, Clause 5.10 (1)(b), to conserve the heritage significance of heritage items and heritage conservation areas including setting and views.

5. Front Façade/Street Front Zone:

The proposed works to the front façade (lower ground floor level), including the enlargement of the existing window opening, demolition of the front stair and the enclosure of the front courtyard with a glazed floor/deck, detracts from the heritage significance of the subject terrace and terrace group, contrary to Controls C4, C11 and C15 of Part C1.4.1 of the WDCP, 2015.

6. Rear Building Alignment:

The proposed rear addition extends well beyond the predominate rear building alignment of the terrace group. This combined with the excessive height of proposed rear addition, detracts from the overall balance of the group, the significance of the Paddington Heritage Conservation Area and is detrimental to the visual amenity of surrounding properties, contrary to Control C1 and Control C5(f) of Part C1.4.3 of the WDCP, 2015.

7. Height/Bulk/Scale

The proposed height, bulk and scale of the proposed rear addition, trafficable roof terrace, garage and the rear ground floor balcony/privacy screens are excessive, out of scale with the general pattern of development in the vicinity of the site and would be detrimental to the amenity of surrounding properties, contrary to Objective O4 and Control C3 of Part C1.4.5 of the WDCP, 2015.

8. Deep Soil Landscaping/site coverage/unbuilt upon area:

The proposed development occupies almost the entire site, which is inconsistent with the site coverage at surrounding properties and does not allow for any deep soil landscaping/trees to be provided on the site. This detracts from the landscape character of the site/Paddington Heritage Conservation Area, contrary to Control C1 of Part C1.4.6 and Objectives O3, O5, O9 and Control C6 of Part C1.4.8 of WDCP, 2015.

9. Fenestration:

The proposed development interrupts the shared solid to void ratio pattern within the terrace group, as all solid walls and existing windows/door are proposed to be removed (to the rear elevation). This detracts from the character and appearance of the subject terrace and terrace group, contrary to Control C5(c) of Part C1.4.3 of the WDCP, 2015.

10. Trafficable Roof Terrace

The proposed trafficable roof terrace, would adversely affect the visual privacy and visual amenity of surrounding properties, contrary to Control C7 of Part C1.4.6 and Controls C11 and C12 of Part C1.4.8 and Objective O13 and Control C13 of Part C1.5.6 of the WDCP, 2015.

11. Balconies

The proposed ground balcony contains visually intrusive glass/masonry privacy screens, which are detrimental to the amenity of surrounding properties and the character of the Paddington Heritage Conservation Area, contrary to Objective O3 and Controls C6(d) and C7 of Part C1.5.4 of the WDCP, 2015.

12. Parking

The height, scale, design and materiality of the proposed garage/trafficable roof is detrimental to the amenity of surrounding properties and would detract from the character and appearance of Sutherland Ave and the Paddington Heritage Conservation Area, contrary to Objectives O3, O4, O5, O8, O13 and Controls C1(a), C1(f), C6, C13(c) and C13(e) of Part C1.5.6 of the WDCP, 2015.

13. Materials, Finishes and Details

The proposed timber look aluminium battens, aluminium windows and masonry/glass privacy screens are considered to detract from the character and appearance of the Paddington Heritage Conservation Area, contrary to Objective O2 and Controls C4 and C5 of Part C1.5.8 of the WDCP, 2015:

14. Trees Planting

No tree to the rear yard has been provided at the site, which is detrimental to the landscape character of the locality and is contrary to Control C4 of Part C1.5.10 of the WDCP, 2015.

15. Public Interest

The proposed development is not in the public interest.

16. Insufficient information

The submitted plans and documentation are insufficient, unclear and inconsistent in the following manner:

- No demolition plans have been provided;
- No side elevations have been proposed;
- The front elevation has not shown the proposed changes to the front façade/street front zone at lower ground floor level;
- It would appear that the adjoining development at No.82 Sutherland Street, Paddington is incorrectly drawn on the proposed plans;
- No elevational shadow diagrams have been provided;

- The plans do not specify the fuel type to the proposed ground floor fire place. **Note:** solid fuel is not permitted;
- It is unclear whether the front ground floor window is to be replaced;
- The materiality of the proposed privacy screen to the rear ground floor rear balcony is unclear;
- The proposed plans have not provided sufficient RLs/dimensions, particularly to privacy screens, planters, fencing and balustrading.

Note: In accordance with the Woollahra Local Planning Panel Operational Procedures the votes are recorded on this planning matter.

For the Motion

Graham Brown
Philippa Frecklington
Ronald Schaffer
Heather Warton

Against the Motion

Nil

4/0

ITEM No.	D4
FILE No.	DA262/2023
ADDRESS	3 Lawson Street, Paddington
PROPOSAL	Alterations and additions to the existing semi-detached dwelling including a new swimming pool

Note: Late correspondence was tabled by Julian and Tanya Martin

Reasons for Decision

The Panel has undertaken a site inspection, considered any submissions and late correspondence and reviewed the assessment report prepared by Council officers that addresses the relevant matters detailed in Section 4.15 of the Environmental Planning and Assessment Act 1979.

For the reasons generally in the assessment report, the Panel is satisfied that the application can be approved subject to the conditions in the assessment report as amended by Conditions C.1 i) and j) in relation to balustrade design and privacy screening. Notwithstanding late correspondence from the Applicant, the Panel agrees with the approach adopted by the Council to exclude any approval for part of the lower ground floor because of the uncertainty of the retention of the existing windows in the eastern elevation which form part of the heritage significance of the dwelling. The Panel modified Condition C.1 i) and j) to achieve an acceptable level of privacy for adjoining properties and accepted Councils Condition A 7-to allow any heritage impacts to be fully understood.

Resolved: Pursuant to Section 8.2 of the Environmental Planning and Assessment Act, 1979

THAT the Woollahra Local Planning Panel, exercising the functions of Council, as the consent authority,

- (a) having notified the request for review as required and considered the submissions made concerning the request for review; and
- (b) being satisfied that the development, as amended, is substantially the same development as the development described in the original modification application,

REVIEW its original decision under Section 8.2 of the Act and grant development consent to Development Application No 262/2023/1 for alterations and additions to the existing semi-detached dwelling including a new swimming pool on land at 3 Lawson Street Paddington, subject to the following conditions:

A. General Conditions

A.1 Conditions

Consent is granted subject to the following conditions imposed pursuant to section 4.16 of the *Environmental Planning and Assessment Act 1979* (“the Act”) and the provisions of the *Environmental Planning and Assessment Regulation 2000* (“the Regulation”) such conditions being reasonable and relevant to the development as assessed pursuant to section 4.15 of the Act. Standard Condition: A1 (Autotext AA1)

A.2 Definitions

Unless specified otherwise, words have the same meaning as defined by the Act, the Regulation and the *Interpretation Act 1987* as in force at the date of consent.

Applicant means the applicant for this consent.

Approved Plans mean the plans endorsed by Council referenced by this consent as amended by conditions of this consent.

AS or **AS/NZS** means Australian Standard® or Australian/New Zealand Standard®, respectively, published by Standards Australia International Limited.

BCA means the Building Code of Australia as published by the Australian Building Codes Board as in force at the date of issue of any Construction Certificate.

Council means Woollahra Municipal Council

Court means the Land and Environment Court

Local native plants means species of native plant endemic to Sydney’s eastern suburbs (see the brochure titled “Local Native Plants for Sydney’s Eastern Suburbs” published by the Southern Sydney Regional Organisation of Councils).

Stormwater drainage system means all works, facilities and documentation relating to:

- the collection of stormwater,
- the retention of stormwater,
- the reuse of stormwater,
- the detention of stormwater,
- the controlled release of stormwater; and
- connections to easements and public stormwater systems.

Owner means the owner of the *site* and successors in title to the *site*.

Owner-builder has the same meaning as in the *Home Building Act 1989*.

PC means the Principal Certifier under the Act.

Principal Contractor has the same meaning as in the Act, or where a Principal Contractor has not been appointed by the Owner of the land being developed Principal Contractor means the Owner of the land being developed.

Professional engineer has the same meaning as in the BCA.

Public place has the same meaning as in the *Local Government Act 1993*.

Road has the same meaning as in the *Roads Act 1993*.

SEE means the final version of the Statement of Environmental Effects lodged by the Applicant.

Site means the land being developed subject to this consent.

Woollahra LEP means *Woollahra Local Environmental Plan 2014*

Woollahra DCP means *Woollahra Development Control Plan 2015*

Work for the purposes of this consent means:

- the use of land in connection with development,
- the subdivision of land,
- the erection of a building,
- the carrying out of any work,
- the use of any site crane, machine, article, material, or thing,
- the storage of waste, materials, site crane, machine, article, material, or thing,
- the demolition of a building,
- the piling, piercing, cutting, boring, drilling, rock breaking, rock sawing or excavation of land,
- the delivery to or removal from the *site* of any machine, article, material, or thing, or
- the occupation of the *site* by any person unless authorised by an occupation certificate.

Note: Interpretation of conditions - Where there is any need to obtain an interpretation of the intent of any condition this must be done in writing to Council and confirmed in writing by Council.
Standard Condition: A2 (Autotext AA2)

A.3 Approved Plans and Supporting Documents

Those with the benefit of this consent must carry out all work and maintain the use and works in accordance with both the architectural plans to which is affixed a Council stamp "Approved" and supporting documents listed below as submitted by the Applicant unless modified by any following condition.

Where the plans relate to alterations or additions only those works shown in colour or highlighted are approved.

Reference	Description	Author/Drawn	Date(s)
Drawing 05 (Rev B)	Roof Plan	Peak Architects	18/04/2024
Drawing 06 (Rev B)	Demolition Plan	Peak Architects	18/04/2024
Drawing 07 (Rev B)	Lower Ground Plan	Peak Architects	18/04/2024
Drawing 08 (Rev B)	Ground Floor	Peak Architects	18/04/2024
Drawing 09 (Rev B)	First Floor	Peak Architects	18/04/2024
Drawing 10 (Rev B)	Section AA	Peak Architects	18/04/2024
Drawing 11 (Rev B)	Section BB	Peak Architects	18/04/2024
Drawing 12 (Rev B)	Section C	Peak Architects	18/04/2024
Drawing 13 (Rev B)	Retaining Wall Section	Peak Architects	18/04/2024
Drawing 15 (Rev B)	South & North Elevation and Finishes Schedule	Peak Architects	18/04/2024
Drawing 16 (Rev B)	East Elevation	Peak Architects	18/04/2024
240124_3_Lawson St_AIA	Arboricultural Impact Assessment Report	Urban Arbor	24/1/24

A501755	BASIX Certificate	NSW Department of Planning and Environment	23 July 2023
ESWN-PR-2023-1870	Geotechnical Report	ESWNMAN P/L	24/08/2023
	Flood Report	SYJ Consulting Engineers	19/06/2023
230508	Stormwater Management Plans	SYJ Consulting Engineers	
DA00-Rev B			05/09/2023
DA01-Rev B			05/09/2023
DA02-Rev B			05/09/2023
DA03-Rev B			05/09/2023
DA04-Rev B			05/09/2023

Note: Warning to Accredited Certifiers – You should always insist on sighting the original Council stamped approved plans. You should not rely solely upon the plan reference numbers in this condition. Should the Applicant not be able to provide you with the original copy Council will provide you with access to its files so you may review our original copy of the approved plan.

Note: These plans and supporting documentation may be subject to conditions imposed under section 4.17(1)(g) of the *Act* modifying or amending the development (refer to conditions which must be satisfied prior to the issue of any *Construction Certificate*.)
 Standard Condition: A5 (Autotext AA5)

A.4 Ancillary Aspects of Development (section 4.17(2) of the Act)

The Owner must procure the repair, replacement or rebuilding of all road pavement, kerb, gutter, footway, footpaths adjoining the site or damaged as a result of work under this consent or as a consequence of work under this consent. Such work must be undertaken to Council's satisfaction in accordance with Council's *Specification for Roadworks, Drainage and Miscellaneous Works (2012)* unless expressly provided otherwise by these conditions at the Owner's expense.

Note: This condition does not affect the Principal Contractor's or any sub-contractors obligations to protect and preserve public infrastructure from damage or affect their liability for any damage that occurs.
 Standard Condition: A8 (Autotext AA8)

A.5 No Underpinning works

This development consent does NOT give approval to any works outside the boundaries of the subject property including any underpinning works to any structures on adjoining properties.

A.6 Tree Preservation & Approved Landscaping Works

All landscape works shall be undertaken in accordance with the approved landscape plan, arborist report, tree management plan and transplant method statement as applicable.

a) The following trees shall be retained

- Trees on Private Land

Council Ref No.	Species	Location	Dimension (metres)
1	<i>Jacaranda mimosifolia</i>	Rear Yard	8 x 4
2	<i>Stenocarpus reticulatus</i>	Adj eastern boundary – within 1 Lawson St	8 x 3
3	<i>Murraya paniculata</i>	Adj western boundary – within 5 Lawson St	4 x 2

Note: The tree/s required to be retained should appear coloured green on the construction certificate plans.

A.7 Development Consent is Not Granted in Relation to these Matters

This approval does not give consent to:

- The landscape plans prepared by A Total Concept Landscape Architects & Swimming Pool Designers, Drawing Nos. L/01, L/02, L/03, dated 04.07.23.
- Any works to the area of the lower ground floor as highlighted in red on Diagram 1 below.

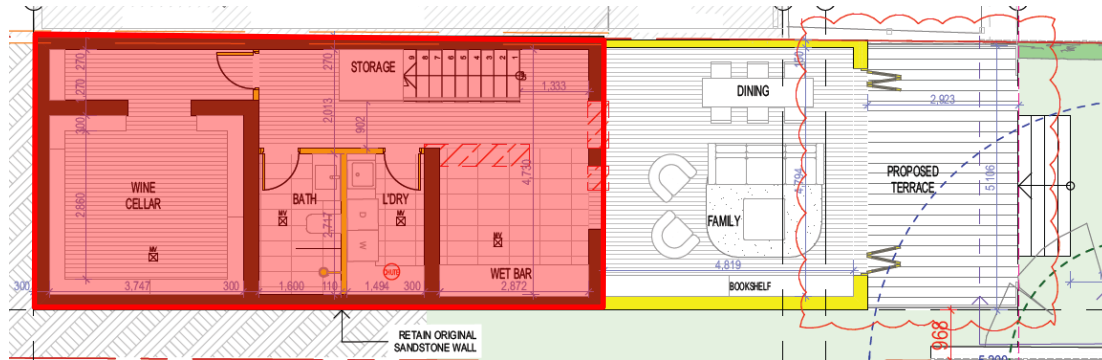


Diagram 1 – No works approved to the areas of the lower ground floor highlighted in red

B. Conditions which must be satisfied prior to the demolition of any building or construction

B.1 Construction Certificate Required Prior to Any Demolition

Where demolition is associated with an altered portion of, or an extension to an existing building the demolition of any part of a building is "commencement of erection of building" pursuant to section 6.6 of the *Act*.

In such circumstance all conditions in Part C and Part D of this consent must be satisfied prior to any demolition work. This includes, but is not limited to, the issue of a Construction Certificate, appointment of a Principal Certifier, and Notice of Commencement under the *Act*.

Note: See *Over our Dead Body Society Inc v Byron Bay Community Association Inc* [2001] NSWLEC 125.
Standard Condition: B1 (Autotext BB1)

B.2 Recording of Significant or Contributory Buildings Prior to any Demolition or Alteration

A full archival record of the building and landscape elements to be altered is to be submitted, to the satisfaction of Council's heritage officer, prior to the commencement of any work and prior to the issue of a Construction Certificate.

The archival record is to be completed by a heritage consultant listed on the Consultants Directory by the NSW Office of Environment and Heritage or by a suitably qualified consultant who must demonstrate a working knowledge of archival principles.

Photographic archival records must be taken of the building, landscape or item in accordance with 'The Heritage Information Series: Photographic Recording of Heritage Items Using Film or Digital Capture 2006' published by the former NSW Department of Planning Heritage Branch.

There should be one digital set of the photographic report. The following table summarises the lodgement details for photographic records, depending on which material is selected. It is satisfactory to supply one material only and digital material is recommended.

Material	Minimum Requirement	Repository
Digital Materials	1 copy of photographic report including images	Woollahra Council Report and images (digital version)

The photographic archival recording is to be submitted in a digital format and is to include the following:

- a) Site plan at a scale of 1:200 (or 1:500 if appropriate) of all structures and major landscape elements including their relationship to the street and adjoining properties and directional details of photographs taken.
- b) Floorplans of the internal layout and directional details of photographs taken.
- a) Coloured photographs of:
 - each elevation,
 - each structure and landscape feature,
 - internal images of each room and significant architectural detailing, and
 - views to the subject property from each street and laneway or public space.

Note: Refer to the NSW Office of Environment and Heritage website for the free publication 'Photographic Recording of Heritage Items using Film or Digital Capture' available at www.environment.nsw.gov.au/resources/heritagebranch/heritage/infophotographicrecording2006.pdf

Standard Condition: B2 (Autotext BB2)

B.3 Aboriginal Heritage Due Diligence Responsibilities

While site work is being carried out, nothing in this approval allows to cause harm to an Aboriginal object as defined in the National Parks & Wildlife Act 1974. Under the National Parks & Wildlife Act 1974, it is an offence to harm Aboriginal 'objects' (consisting of any material evidence of the Aboriginal occupation of NSW) without a valid Aboriginal Heritage Impact Permit under Section 90 of the Act. This applies whether the harm occurs either knowingly [s86(1)] or unknowingly [s86(2)].

It is a defence to the strict liability offence of harm to an Aboriginal object under s86(2) if a process of Due Diligence was followed which reasonably determined that the proposed activity would not harm an Aboriginal object.

B.4 Identification of Hazardous Material

In accordance with Australian Standard AS2601: *The Demolition of Structures*, the Owner shall identify all hazardous substances located on the site including asbestos, polychlorinated biphenyls (PCBs), lead paint, underground storage tanks, chemicals, etc. per clause 1.6.1 of the Standard.

In this regard, **prior to the commencement of any work**, Council shall be provided with a written report prepared by a suitably qualified competent person detailing:

- all hazardous materials identified on the site,
- the specific location of all hazardous materials identified,
- whether the hazardous materials are to be removed from the site as part of the works to be undertaken, and
- safety measures to be put in place.

Note: This condition is imposed to protect the health and safety of all persons while works are being undertaken and to ensure all safety measures have been identified and are in place to protect all parties in the immediate vicinity of the site.

Standard Condition: B6

B.5 Public Road Assets Prior to Any Work/Demolition

To clarify the condition of the existing public infrastructure prior to the commencement of any development (including prior to any demolition), the Applicant or Owner must submit to Council a full record of the condition of the public road infrastructure adjacent to the development site.

The report must be submitted to Council **prior to the commencement of any work** and include photographs showing current condition and any existing damage fronting and adjoining the site to the:

- road pavement,
- kerb and gutter,
- footway including footpath pavement and driveways,
- retaining walls within the footway or road, and
- drainage structures/pits.

The reports are to be supplied in both paper copy and electronic format in Word. Photographs are to be in colour, digital and date stamped.

If the required report is not submitted then Council will assume there was no damage to any infrastructure in the immediate vicinity of the site prior to the commencement of any work under this consent.

Note: If the Applicant or Owner fails to submit the asset condition report required by this condition and damage is occasioned to public assets adjoining the site, Council will deduct from security any costs associated with remedying, repairing or replacing damaged public infrastructure. Nothing in this condition prevents Council making any claim against security held for this purpose
Standard Condition: B7

B.6 Noise Control Objectives during Demolition Works

To assist in managing impacts of noise from the demolishing of the existing dwelling and outbuilding on residences and other sensitive land uses, it is recommended that the *NSW Department of Environment & Climate Change: Construction Noise Guideline* be applied to the site to provide a quantitative and qualitative assessment for evaluating performance and compliance of resultant noise from demolishing works of the existing dwelling and outbuilding. In particular reference is made to Table 2 of the *NSW Department of Environment & Climate Change: Construction Noise Guideline* which sets out management levels for noise at residences and other sensitive land uses.

B.7 Establishment of Tree Protection Zone (TPZ) Fence

Tree Protection Zones shall be established around all trees to be retained and in accordance with Section 4 of the *Australian Standard Protection of Trees on Development Sites (AS 4970-2009)*. Tree protection zones must also comply with the following requirements;

- a) Tree Protection Zone areas

Council Ref No.	Species	Tree Location	Fence Radius from Centre of Trunk (Metres)
1	<i>Jacaranda mimosifolia</i>	Rear Yard	Install fencing in location shown in Appendix 1B of approved AIA Report by Urban Arbor

Council Ref No.	Species	Tree Location	Fence Radius from Centre of Trunk (Metres)
2	<i>Stenocarpus reticulatus</i>	Adj eastern boundary – within 1 Lawson St	Install fencing in location shown in Appendix 1B of approved AIA Report by Urban Arbor
3	<i>Murraya paniculata</i>	Adj western boundary – within 5 Lawson St	Install fencing in location shown in Appendix 1B of approved AIA Report by Urban Arbor

Note: Where this condition relates to street trees and the fence cannot be placed at the specified radius, the fencing shall be positioned so that the entire verge (nature strip) area in front of the subject property, excluding existing driveways, footpaths and bus stops is protected.

Note: Where this condition relates to trees on private property the radial distance of fencing shall be positioned only within the subject property.

- b) Tree Protection Zones shall be fenced with a 1.8 metre high chainmesh or weldmesh fence and secured to restrict access. The fence shall be established prior to any materials being bought onto the site and before the commencement of works including demolition. The area within the fence shall be mulched and maintained to a depth of 75mm. The soil within the TPZ shall be kept in a moist condition for the duration of the construction works. Unless approved by the site arborist there shall be no access within the TPZ.
- c) A sign identifying the Tree Protection Zone shall be erected on each side of the protection fence indicating the existence of a TPZ. Signage must be visible from within the development site.
- d) No excavation, construction activity, grade changes, storage of materials, stockpiling, siting of works sheds, preparation of mixes or cleaning of tools is permitted within Tree Protection Zones, unless specified in this consent.
- e) Establishment of Ground protection
 Ground protection shall be established within the specified radius from the trunks of the following trees.

Council Ref No.	Species	Tree Location	Radius from Centre of Trunk (Metres)
1	<i>Jacaranda mimosifolia</i>	Rear Yard	Install ground protection as shown in Appendix 1B of approved AIA Report by Urban Arbor
2	<i>Stenocarpus reticulatus</i>	Adj eastern boundary – within 1 Lawson St	Install ground protection as shown in Appendix 1B of approved AIA Report by Urban Arbor
3	<i>Murraya paniculata</i>	Adj western boundary – within 5 Lawson St	Install ground protection as shown in Appendix 1B of approved AIA Report by Urban Arbor

Ground protection shall consist of (geotextile fabric placed directly over the ground surface with 100mm mulch / aggregate / rumble boards strapped over mulch / steel plating over 10mm mulch layer / retention of existing surface. No excavation, construction activity, grade changes, storage of materials, stockpiling, siting of works sheds, preparation of mixes or cleaning of tools is permitted within the ground protection area unless specified in this consent.

- f) Temporary access within the TPZ for pedestrian and machinery movements shall only be permitted with the approval of the site arborist or unless specified in this consent.

- g) The site supervisor must be made aware of all tree protection requirements associated with these conditions of consent by the project arborist. Any subsequent site personnel and contractors to the site must be made aware of all tree protection requirements by the site foreman.
- h) The project arborist shall provide written certification of compliance with the above condition.

B.8 Permissible work within Tree Protection Zones

The following works are permissible within the Tree Protection Zone:

Council Ref No.	Species	Radius from Trunk (metres)	Approved works
1	Jacaranda mimosifolia	4.1m	Installation of new pool
2	Stenocarpus reticulatus	5.2m	Installation of new pool and decking
3	Murraya paniculata	2.4m	Installation of new pool

The project arborist shall provide written certification of compliance with the above condition.

B.9 Demolition and Construction Management Plan

Any Demolition and Construction Management Plan shall be reviewed and certified by the Project Arborist that appropriate tree protection measures have been accounted for. The Demolition and Construction Management Plan shall be prepared in accordance with all tree protection measures specified within this consent. Considerations by the Project Arborist shall include but not be limited to:

- a) Drawings and method statement showing details and the location of hoarding and scaffold and any pruning required to accommodate the hoarding and scaffolding;
- b) The movement and positioning of heavy machinery, lifting cranes, pier drilling gantry etc;
- c) Site construction access, temporary crossings and movement corridors on the site defined;
- d) Contractors car parking;
- e) Phasing of construction works;
- f) The space needed for all foundation excavations and construction works;
- g) All changes in ground level;
- h) Space for site sheds and other temporary structures such as toilets;
- i) Space for sorting and storing materials (short or long term), spoil and fuel and the mixing of cement and concrete; and
- j) The effects of slope on the movement of potentially harmful liquid spillages towards or into tree protection areas.

B.10 Arborists Documentation and Compliance Checklist

The site arborist shall provide written certification that all tree protection measures and construction techniques relevant to this consent have been complied with. Documentation for each site visit shall include:

- A record of the condition of trees to be retained prior to and throughout development
- Recommended actions to improve site conditions and rectification of non-compliance
- Recommendations for future works which may impact the trees

All compliance certification documents shall be kept on site by the Site Foreman.

As a minimum the following intervals of site inspections must be made:

Stage of arboricultural inspection and supervision	Compliance documentation and photos shall be included
Prior to the demolition of any building or construction and prior to the commencement of any development work	<ul style="list-style-type: none"> • Project Arborist to hold pre construction site meeting with the principal contractor to discuss methods and importance of tree protection measures and resolve any issues in relation to feasibility of tree protection requirements that may arise. Project Arborist to mark all trees approved for removal under DA consent. • The project arborist shall install or supervise the installation of tree protection fencing, trunk protection, ground protection and traffic height control beam.
During any development work	<ul style="list-style-type: none"> • The project arborist shall supervise all demolition and excavation works within the Tree Protection Zones or specified distances of nominated trees listed in this consent. • The project arborist must supervise the installation of the pool within the TPZ of trees 1, 2 and 3, documenting the condition of roots and soil. • The project arborist shall ensure pier holes within the Tree Protection Zones or specified distances of nominated trees listed in this consent are positioned to avoid the severance of and damage to roots greater than 50mm diameter. • The project arborist shall inspect the installed irrigation system to plants in garden beds. The arborist shall certify there is an appropriate distribution of water to planted and existing trees. • Project Arborist to approve relocation of tree protection for landscaping. All landscaping works within the TPZ of trees to be retained are to be undertaken in consultation with the project Arborist to minimise the impact to trees.
Prior to the issue of a Final Occupation Certificate	<ul style="list-style-type: none"> • The project arborist shall supervise the dismantling of tree protection measures • After all demolition, construction and landscaping works are complete the project Arborist shall assess that the subject trees have been retained in the same condition and vigour. If changes to condition are identified the project Arborist should provide recommendations for remediation.

Inspections and compliance documentation shall be made by an arborist with AQF Level 5 qualifications.

Additional site visits shall be made when required by site arborist and/or site foreman for ongoing monitoring/supervisory work

C. Conditions which must be satisfied prior to the issue of any Construction Certificate

C.1 Modification of Details of the Development (section 4.17(1)(g) of the Act)

The approved plans and the Construction Certificate plans and specification, required to be submitted to the Certifying Authority pursuant to clause 139 of the *Regulation*, must detail the following amendments:

- a) Demolition of internal walls must incorporate the retention of nib walls and bulkheads to interpret historic room layouts
 - Woollahra DCP 2015, Chapter C1, Clause C1.4.1, Objectives O12, Controls C8.

Details in accordance with this condition are to be submitted and approved by Council prior to the issue of a Construction Certificate.

- b) Demolition of sandstone walls at lower ground (basement) level must incorporate the retention of nib walls and bulkheads to interpret historic room layouts.
- Woollahra DCP 2015, Chapter C1, Clause C1.4.1, Objectives O12, Controls C8.

Details in accordance with this condition are to be submitted and approved by Council prior to the issue of a Construction Certificate.

- c) Internal decorative elements must be retained, including ceiling roses, decorative cornices, chimney breasts and flues, mantels and surrounds, cast iron fireboxes, gas lamp fittings.
- Woollahra DCP 2015, Chapter C1, Clause C1.4.1, Objectives O12, Controls C7.

Details in accordance with this condition are to be submitted and approved by Council prior to the issue of a Construction Certificate.

- d) The original chimneys must be retained.
- Woollahra DCP 2015, Chapter C1, Clause C1.4.1, Objectives O12, Controls C).

Details in accordance with this condition are to be submitted and approved by Council prior to the issue of a Construction Certificate.

- e) Demolition of the staircase must salvage and reuse original balusters, handrails and newel posts.
- Woollahra DCP 2015, Chapter C1, Clause C1.4.1, Objectives O12, Controls C7.

Details in accordance with this condition are to be submitted and approved by Council prior to the issue of a Construction Certificate.

- f) New doors and windows must incorporate traditional timber materiality.
- Woollahra DCP 2015, Chapter C1, Clause 1.5.3, Objective O3, Control C4

Details in accordance with this condition are to be submitted and approved by Council prior to the issue of a Construction Certificate.

- g) The proposed aluminium louvres at first floor level are not supported as they are of an intrusive material and would be visible. This element is to be deleted from the drawing set in order to comply.
- Woollahra DCP 2015, Chapter C1, Clause 1.5.1, Objective O1, Controls C1)
 - Woollahra DCP 2015, Chapter C1, Clause 1.5.8, Objectives O2, Controls C4, C5, Table 8

Details in accordance with this condition are to be submitted and approved by Council prior to the issue of a Construction Certificate.

- h) The profile of the sheet steel must be a traditional corrugated profile to comply.
- Woollahra DCP 2015, Chapter C1, Clause 1.4.4, Objective O3, Control C8
 - Woollahra DCP 2015, Chapter C1, Clause 1.5.8, Objectives O2, Controls C4, C5, Table 8
 - Woollahra DCP 2015, Chapter C1, Clause 1.5.9, Objective O1, Controls C1, C3, C4

Details in accordance with this condition are to be submitted and approved by Council prior to the issue of a Construction Certificate.

- i) The depth of the new balconies is not to exceed those in the group. In addition, the glass balustrading to the rear northern elevation on the lower ground and ground floor balconies is to be deleted and replaced with ~~is to be~~ a simple metal balustrade with vertical elements.
- Woollahra DCP 2015, Chapter C1, Clause 1.5.4, Objective O3, Control C6
 - Woollahra DCP 2015, Chapter C1, Clause 1.5.8, Objectives O2, Controls C4, C5, Table 8

Details in accordance with this condition are to be submitted and approved by Council prior to the issue of a Construction Certificate.

- j) The glass balustrades to the eastern and western sides of the rear balconies at the lower ground and ground level are to be deleted. The full length of the eastern and western sides of these balconies are to be provided with 1.7m high, vertical fixed louvre privacy screening angled at 25 degrees and set 100mm apart.
- Woollahra DCP 2015, Chapter C1, Clause 1.4.10, Objective O1, O2, Control C4, C5

Details in accordance with this condition are to be submitted and approved by Council prior to the issue of a Construction Certificate.

- k) Any new skylights are to be of a low profile, flush with the roof surface. They are to have simple, unobtrusive detailing and be non-reflective. The colouring is to merge with the roofing material in order to comply with:
- Woollahra DCP 2015, Chapter C1, Clause 1.5.1, Objective O1, Control C28

Details in accordance with this condition are to be submitted and approved by Council prior to the issue of a Construction Certificate.

- l) Any works to the area of the lower ground floor as highlighted in red on Diagram 1 below are to be deleted.

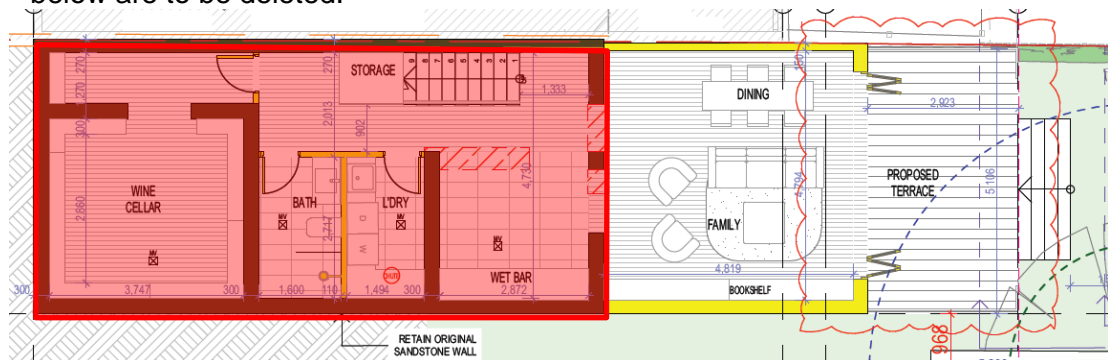


Diagram 1 – No works approved to the areas of the lower ground floor highlighted in red

Details in accordance with this condition are to be submitted and approved by Council prior to the issue of a Construction Certificate.

Note: The effect of this condition is that it requires design changes and/or further information to be provided with the Construction Certificate drawings and specifications to address specific issues identified during assessment under section 4.15 of the Act.

Note: Clause 146 of the Regulation prohibits the issue of any Construction Certificate subject to this condition unless the Certifying Authority is satisfied that the condition has been complied with.

Note: Clause 145 of the Regulation prohibits the issue of any Construction Certificate that is inconsistent with this consent.

Standard Condition: C4 (Autotext CC4)

C.2 Payment of Long Service Levy, Security, Contributions and Fees

The Certifying Authority must not issue any certificates under section 6.4 of the *Act* until provided with the original receipt(s) for the payment of all of the following levy, security, contributions, and fees prior to the issue of a Construction Certificate, Subdivision Certificate or Occupation Certificate, as will apply.

Description	Amount	Indexed	Council Fee Code
LONG SERVICE LEVY under <i>Building and Construction Industry Long Service Payments Act 1986</i>			
Long Service Levy www.longservice.nsw.gov.au/bci/levy/other-information/levy-calculator	Contact LSL Corporation or use online calculator	No	
SECURITY under section 4.17(6) of the <i>Environmental Planning and Assessment Act 1979</i>			
Property Damage Security Deposit -making good any damage caused to any property of the Council	\$23,845.00	No	T115
DEVELOPMENT LEVY under Woollahra Section 7.12 Development Contributions Plan 2021 This plan may be inspected at Woollahra Council or downloaded at www.woollahra.nsw.gov.au			
Development Levy (section 7.12)	\$8,136.70 + Index Amount	Yes, quarterly	T96
INSPECTION FEES under section 608 of the <i>Local Government Act 1993</i>			
Security Administration Fee	\$215	No	T16
TOTAL SECURITY, CONTRIBUTIONS, LEVIES AND FEES	\$32,196.70 plus any relevant indexed amounts and long service levy		

Building and Construction Industry Long Service Payment

The long service levy under section 34 of the *Building and Construction Industry Long Service Payment Act 1986*, must be paid and proof of payment provided to the Certifying Authority prior to the issue of any Construction Certificate. The levy can be paid directly to the Long Service Corporation or to Council. Further information can be obtained from the Long Service Corporation website www.longservice.nsw.gov.au or the Long Service Corporation on 131 441.

How must the payments be made?

Payments must be made by:

- cash deposit with Council,
- credit card payment with Council, or
- bank cheque made payable to Woollahra Municipal Council.

The payment of a security may be made by a bank guarantee where:

- the guarantee is by an Australian bank for the amount of the total outstanding contribution,
- the bank unconditionally agrees to pay the guaranteed sum to the Council on written request by Council on completion of the development or no earlier than 12 months from the provision of the guarantee whichever occurs first [NOTE: a time limited bank guarantee or a bank guarantee with an expiry date is not acceptable],
- the bank agrees to pay the guaranteed sum without reference to the Applicant or landowner or other person who provided the guarantee and without regard to any dispute, controversy, issue or other matter relating to the development consent or the carrying out of development in accordance with the development consent,
- the bank guarantee is lodged with the Council prior to the issue of the Construction Certificate, and

- the bank's obligations are discharged when payment to the Council is made in accordance with the guarantee or when Council notifies the bank in writing that the guarantee is no longer required.

How will the section 7.12 levy (formerly known as 94A levy) be indexed?

To ensure that the value the development levy is not eroded over time by increases in costs, the proposed cost of carrying out development (from which the development levy is calculated) will be indexed either annually or quarterly (see table above). Clause 3.13 of the Woollahra Section 94A Development Contributions Plan 2021 sets out the formula and index to be used in adjusting the levy.

Do you need HELP indexing the levy?

Please contact Council's Customer Service Team on ph 9391 7000. Failure to correctly calculate the adjusted development levy will delay the issue of any certificate issued under section 6.4 of the *Act* and could void any such certificate (eg Construction Certificate, Subdivision Certificate, or Occupation Certificate).

Deferred or periodic payment of section 7.12 levy (formerly known as 94A levy) under the Woollahra Section 94A Development Contributions Plan 2021

Where the Applicant makes a written request supported by reasons for payment of the section 7.12 levy other than as required by clause 3.9, the Council may accept deferred or periodic payment. The decision to accept a deferred or periodic payment is at the sole discretion of the Council, which will consider:

- the reasons given,
- whether any prejudice will be caused to the community deriving benefit from the public facilities,
- whether any prejudice will be caused to the efficacy and operation of the Plan, and
- whether the provision of public facilities in accordance with the adopted works schedule will be adversely affected.

Council may, as a condition of accepting deferred or periodic payment, require the provision of a bank guarantee where:

- the guarantee is by an Australian bank for the amount of the total outstanding contribution,
- the bank unconditionally agrees to pay the guaranteed sum to the Council on written request by Council on completion of the development or no earlier than 12 months from the provision of the guarantee whichever occurs first [NOTE: a time limited bank guarantee or a bank guarantee with an expiry date is not acceptable],
- the bank agrees to pay the guaranteed sum without reference to the Applicant or landowner or other person who provided the guarantee and without regard to any dispute, controversy, issue or other matter relating to the development consent or the carrying out of development in accordance with the development consent,
- the bank guarantee is lodged with the Council prior to the issue of the Construction Certificate, and
- the bank's obligations are discharged when payment to the Council is made in accordance with the guarantee or when Council notifies the bank in writing that the guarantee is no longer required.

Any deferred or periodic payment of the section 7.12 levy will be adjusted in accordance with clause 3.13 of the Plan. The Applicant will be required to pay any charges associated with establishing or operating the bank guarantee. Council will not cancel the bank guarantee until the outstanding contribution as indexed and any accrued charges are paid.

Standard Condition: C5

C.3 BASIX Commitments

The Applicant must submit to the Certifying Authority BASIX Certificate No. A501755 with any application for a Construction Certificate.

Note: Where there is any proposed change in the BASIX commitments the Applicant must submit of a new BASIX Certificate to the Certifying Authority and Council. If any proposed change in the BASIX commitments are inconsistent with development consent (see: clauses 145 and 146 of the *Regulation*) the Applicant will be required to submit an amended development application to Council pursuant to section 4.55 of the *Act*.

All commitments in the BASIX Certificate must be shown on the Construction Certificate plans and specifications prior to the issue of any Construction Certificate.

Note: Clause 145(1)(a1) of the *Environmental Planning and Assessment Regulation 2000* provides:
"A certifying authority must not issue a Construction Certificate for building work unless it is satisfied of the following matters: (a1) that the plans and specifications for the building include such matters as each relevant BASIX certificate requires".
Standard Condition: C7

C.4 Road and Public Domain Works

A separate application under Section 138 of the *Roads Act 1993* is to be made to, and be approved by Council as the road authority, for the following infrastructure works prior to issue of any Construction Certificate. The infrastructure works must be carried out at the applicant's expense:

- a) The installation of stormwater outlet pipe across the nature strip must be made by using 150mm x 75mm galvanised RHS in accordance with Council's Specification for Roadworks, Drainage and Miscellaneous Works and to the satisfaction of Council's Assets Engineers. The kerb discharge must be located within the frontage of the site. Details showing the reinstatement of the nature strip due to the installation of the stormwater outlet pipe must be provided to the satisfaction of Council's Assets Engineers. Design longitudinal profile of the proposed stormwater outlet pipe, starting from the boundary junction pit to the street kerb must also be submitted for assessment,

Note: All below ground structures are to be fully tanked or appropriately designed such that subsoil drainage/seepage water is NOT discharged to the kerb and gutter to comply with Chapter E2.2.5 of Council's DCP.

- b) The reinstatement of all damaged footpath, kerb and gutter and road pavement to the Council's specification and to the satisfaction of Council's Engineers, and
- c) Where a grass verge exists, the balance of the area between the footpath and the kerb over the full frontage of the proposed development must be turfed. The grass verge must be constructed to contain a uniform minimum 75mm of friable growing medium and have a total cover of Couch turf.

Note: To ensure that this work is completed to Council's satisfaction, this consent by separate condition, may impose one or more Infrastructure Works Bonds.

Note: *Road* has the same meaning as in the *Roads Act 1993*.

Note: The intent of this condition is that the design of the road, footpaths, driveway crossings and public stormwater drainage works must be detailed and approved prior to the issue of any *Construction Certificate*. Changes in levels may arise from the detailed design of buildings, road, footpath, driveway crossing grades and stormwater. Changes required under *Roads Act 1993* approvals may necessitate design and levels changes under this consent. This may in turn require the applicant to seek to amend this consent.

Note: See condition K13 in *Section K. Advisings* of this Consent titled *Roads Act Application*.
Standard Condition: C13 (Autotext CC13)

C.5 Soil and Water Management Plan – Submission and Approval

The Principal Contractor or Owner-builder must submit to the Certifying Authority a soil and water management plan complying with:

- a) "*Do it Right On Site, Soil and Water Management for the Construction Industry*" published by the Southern Sydney Regional Organisation of Councils, 2001; and
- b) "*Managing Urban Stormwater - Soils and Construction*" 2004 published by the NSW Government (*The Blue Book*).

Where there is any conflict *The Blue Book* takes precedence.

The Certifying Authority must be satisfied that the soil and water management plan complies with the publications above prior to issuing any Construction Certificate.

Note: This condition has been imposed to eliminate potential water pollution and dust nuisance.

Note: The International Erosion Control Association – Australasia www.austieca.com.au lists consultant experts who can assist in ensuring compliance with this condition. Where erosion and sedimentation plans are required for larger projects it is recommended that expert consultants produce these plans.

Note: The “*Do it Right On Site, Soil and Water Management for the Construction Industry*” publication can be downloaded from www.woollahra.nsw.gov.au, and *The Blue Book* is available at www.environment.nsw.gov.au/stormwater/publications.htm.

Note: Pursuant to clause 161(1)(a)(5) of the *Regulation* an Accredited Certifier may be satisfied as to this matter.

Standard Condition: C25

C.6 Structural Adequacy of Existing Supporting Structures

A certificate from a professional engineer (structural engineer), certifying the adequacy of the existing supporting structure to support the additional loads proposed to be imposed by the development, must be submitted with the Construction Certificate application.

Note: This condition is imposed to ensure that the existing structure is able to support the additional loads proposed.

Standard Condition: C35 (Autotext CC35)

C.7 Professional Engineering Details

The Construction Certificate plans and specifications, clause 7 of the *Environmental Planning and Assessment (Development Certification and Fire Safety) Regulation 2021*, must include detailed professional engineering plans and/or specifications for all structural, electrical, hydraulic, hydrogeological, geotechnical, mechanical and civil work complying with this consent, approved plans, the statement of environmental effects and supporting documentation.

Detailed professional engineering plans and/or specifications must be submitted to the Certifying Authority with the application for any Construction Certificate.

Note: This does not affect the right of the developer to seek staged Construction Certificates.

Standard Condition: C36

C.8 Engineer Certification

This development consent does **NOT** give approval to any works outside the boundaries of the subject property including any underpinning works to any structures on adjoining properties and Council's property.

Any structural design is not to incorporate any temporary or permanent underpinning works or ground anchors, bolts, etc which encroach outside the boundaries of the subject property. Engineer certification to this effect shall be submitted to the Certifying Authority prior to issue of any Construction Certificate.

C.9 Geotechnical and Hydrogeological Design, Certification and Monitoring

Prior to the issue of the Construction Certificate, the applicant must submit, for approval by the Principal Certifier, a detailed geotechnical and hydrogeological report prepared by a Chartered Geotechnical Engineer with National Engineering Register (NER) credentials in accordance with Council's DCP and Councils document "*Guidelines for Preparation of Geotechnical and Hydrogeological Reports*" and Chapter E2.2.10 of Council's DCP. In particular, minimum two cored boreholes drilling to the depth of excavation must be carried out. The report must also include a Geotechnical / Hydrogeological Monitoring Program together with civil and structural engineering details for foundation retaining walls, footings, basement tanking, and subsoil drainage systems, as applicable, prepared by a professional engineer, who is suitably qualified and experienced in geotechnical and hydrogeological engineering.

These details must be certified by the professional engineer to:

- a) Provide appropriate support and retention to ensure there will be no ground settlement or movement, during excavation or after construction, sufficient to cause an adverse impact on adjoining property or public infrastructure.
- b) Provide appropriate support and retention to ensure there will be no adverse impact on surrounding property or infrastructure as a result of changes in local hydrogeology (behaviour of groundwater).
- c) Provide details of cut-off walls or similar controls prior to excavation such that any temporary changes to the groundwater level, during construction, will be kept within the historical range of natural groundwater fluctuations. Where the historical range of natural groundwater fluctuations is unknown, the design must demonstrate that changes in the level of the natural water table, due to construction, will not exceed 0.3m at any time.
- d) Provide tanking to all below ground structures to prevent the entry of ground water/seepage water such that subsoil drainage/ seepage water is NOT discharged to the kerb and gutter to comply with Chapter E2.2.5 and E2.2.10 of Council's DCP.
- e) Provide a Geotechnical and Hydrogeological Monitoring Program that:
 - will detect any settlement associated with temporary and permanent works and structures,
 - will detect deflection or movement of temporary and permanent retaining structures (foundation walls, shoring bracing or the like),
 - will detect vibration in accordance with AS 2187.2-1993 Appendix J including acceptable velocity of vibration (peak particle velocity),
 - will detect groundwater changes calibrated against natural groundwater variations,
 - details the location and type of monitoring systems to be utilised,
 - details the pre-set acceptable limits for peak particle velocity and ground water fluctuations,
 - details recommended hold points to allow for the inspection and certification of geotechnical and hydrogeological measures by the professional engineer, and
 - details a contingency plan.

Standard Condition: C40 (Autotext: CC40)

C.10 Ground Anchors

This development consent does NOT give approval to works or structures over, on or under adjoining properties, public roads and/or footpaths. Prior written consent must be obtained from all relevant adjoining property owner(s) for the use of any Ground Anchors extending beyond the boundaries of the subject property.

The use of permanent ground anchors under Council land is not permitted. Temporary ground anchors under Council's land may be permitted, in accordance with Council's "Rock Anchor Policy", where alternative methods of stabilisation would not be practicable or viable, and where there would be benefits in terms of reduced community impact due to a shorter construction period, reduced disruption to pedestrian and vehicular traffic on adjacent public roads, and a safer working environment.

If temporary ground anchors under Council land are proposed, a separate application, including payment of fees, must be made to Council under Section 138 of the *Roads Act 1993*. Application forms and Council's "Rock Anchor Policy" are available from Council's website. Approval may be granted subject to conditions of consent. Minimum Four weeks should be allowed for assessment.

Note: To ensure that this work is completed to Council's satisfaction, this consent by separate condition, may impose one or more Infrastructure Works Bonds.

Note: *Road* has the same meaning as in the *Roads Act 1993*.

Note: Clause 20 of the *Roads (General) Regulation 2000* prohibits excavation in the vicinity of roads as follows: "**Excavations adjacent to road** - A person must not excavate land in the vicinity of a road if the excavation is capable of causing damage to the road (such as by way of subsidence) or to any work or structure on the road." Separate approval is required under the *Roads Act 1993* for any underpinning, shoring, soil anchoring (temporary) or the like within or under any road. Council will not give approval to permanent underpinning, shoring, soil anchoring within or under any road.

Standard Condition: C41 (Autotext: CC41)

C.11 Stormwater Management Plan

Prior to issue of the Construction Certificate, the applicant must submit, for approval by the Principal Certifier, detailed stormwater management plans prepared by a suitably qualified and experienced civil engineer, which include the following:

- a) General design in accordance with stormwater management plans, referenced 230508-Rev B, prepared by SJY Consulting Engineers, dated 05/09/2023, other than amended by this and other conditions,
- b) The proposed storage of the required rainwater tank (RWT) must be increased to minimum 15.9m³ to comply with the minimum storage requirement stipulated in Chapter E2.2.9 of Council's DCP. Runoff from all roof areas shall be directed to the proposed RWT for non-potable uses such as toilet flushing, laundry device, pool top-up, car washing and garden irrigations etc. Notation to this requirement must be clearly depicted on the drawings. Overflow from the RWT shall be directed to the proposed pumpout system,
- c) The provision of a pumpout system to collect any surface runoff and rainwater tank's overflow which connects to the 450x450 boundary junction pit. The pumpout system must be designed in accordance with AS3500.3,
- d) The discharge of stormwater from the site to the street kerb, by direct connection located within the frontage of the site. Only one stormwater outlet with a maximum discharge rate of 20 l/s in the 1% AEP storm event will be permitted. Full supporting calculations must be included in the stormwater management plans,
- e) The stormwater outlet pipe across the Council's property must have a minimum grade of 1% to comply with Council's DCP and AS3500.3. A minimum 450mm x 450mm boundary junction pit must be provided prior to discharging stormwater from the site to the street drainage system,
- f) The stormwater management plans must specify any components of the existing drainage system to be retained and certified to be in good condition and of adequate capacity to convey additional runoff and be replaced or upgraded if required,
- g) Detail any remedial works required to upgrade the existing stormwater drainage system,

- h) Internal stormwater drainage including but not limited to gutters and downpipes, pipes and pits are to be designed for rainfall intensities up to and including the 1% AEP event if an unimpeded overland flow path to the street drainage system is not available. Design details and calculations must be included in the stormwater management plans,
- i) All below ground structures are to be fully tanked or appropriately designed such that subsoil drainage/seepage water is **NOT** discharged to the kerb and gutter to comply with Chapter E2.2.5 of Council's DCP. Notation to this requirement must be clearly depicted on the drawings,
- j) Dimensions of all drainage pit and access grates must comply with AS3500 and Council's DCP,
- k) Compliance with the objectives and performance requirements of the BCA, and
- l) General compliance with the Council's Woollahra DCP 2015 Chapter E2 – Stormwater and Flood Risk Management.

The *Stormwater Management Plan* must also include the following specific requirements:

Layout plan

A detailed drainage plan at a scale of 1:100 based on drainage calculations prepared in accordance with the Australian Government publication, *Australian Rainfall and Run-off, 2019* edition or most current version thereof. It must include:

- a) All pipe layouts, dimensions, grades, lengths and material specification,
- b) Location of proposed rainwater tanks,
- c) All invert levels reduced to Australian Height Datum (AHD),
- d) Location and dimensions of all drainage pits,
- e) Point and method of connection to Council's drainage infrastructure, and
- f) Overland flow paths over impervious areas.

Rainwater Reuse System details:

- a) Any potential conflict between existing and proposed trees and vegetation,
- b) Internal dimensions and volume of the proposed rainwater storage,
- c) Plans, elevations and sections showing the rainwater tanks, finished surface level and adjacent structures,
- d) Details of access and maintenance facilities,
- e) Construction and structural details of all tanks and pits and/or manufacturer's specifications for proprietary first flush products,
- f) Details of the emergency overland flow-path (to an approved Council drainage point) in the event of a blockage to the rainwater tanks,

For the new Stormwater Drainage System crosses the footpath area within any road, separate approval under section 138 of the *Roads Act 1993* must be obtained from Council for those works prior to the issue of any Construction Certificate.

All Stormwater Drainage System work within any road or public place must comply with Woollahra Municipal Council's *Specification for Roadworks, Drainage and Miscellaneous Works (2012)*.

Note: This Condition is imposed to ensure that site stormwater is disposed of in a controlled and sustainable manner.

Note: The collection, storage and use of rainwater is to be in accordance with *Standards Australia HB230-2008 "Rainwater Tank Design and Installation Handbook"*.
Standard Condition: C.51 (Autotext CC51)

C.12 Non-Gravity Drainage Systems

The Construction Certificate plans and specifications, required by clause 139 of the *Regulation*, must include a Stormwater Management Plan for the site.

The Stormwater Management Plan must detail the non-gravity drainage systems (charged, siphon, pump/sump systems) being designed in accordance with section 6.2.4 – “Non-gravity drainage systems” of Woollahra DCP 2015 Chapter E2 – Stormwater and Flood Risk Management.

Note: The Woollahra DCP is available from Council's website www.woollahra.nsw.gov.au.
Standard Condition: C.52 (Autotext CC52)

C.13 Swimming and Spa Pools – Child Resistant Barriers

The Construction Certificate plans and specifications required by clause 139 of the *Regulation* must demonstrate compliance (by showing the proposed location of all child-resistant barriers and the resuscitation sign) with the provisions of the *Swimming Pools Act 1992* and the Building Code of Australia.

Approval is not granted for the modification of any boundary fencing beyond what is authorised by the stamped approved plans, as modified by any condition of consent or what is permitted to be carried out as ‘exempt development’ pursuant to *State Environmental Planning Policy (Exempt and Complying Development Codes) 2008*.

Note: A statement to the effect that isolation swimming pool fencing complying with AS1926 will be installed does not satisfy this condition. The location of the required barriers and the sign must be detailed upon the *Construction Certificate* plans.
Standard Condition: C55 (Autotext CC55)

C.14 Flood Protection

Before the issue of any construction certificate, the construction certificate plans and specifications required under clause 7 of the Development Certification and Fire Safety Regulation, must include a Flood Risk Management Plan on the basis of the Flood Planning Level (FPL).

- a) A permanent flood risk management plan shall be installed in an area frequented by the residents such as the laundry,
- b) All fences traversing the over land flow path shall be designed to be flow through,
- c) Flood compatible materials shall be used for all flood exposed construction,
- d) All flood exposed electrical wiring and equipment shall be waterproofed,
- e) A clear overland flow path shall be provided, and
- f) All flood protection measures shall be inspected and certified as fit for purpose after construction is complete by an engineer experienced in flood mitigation.

Flood protection is to comply with Woollahra DCP 2015, Part E General Controls for All Development, Chapter E2 –Stormwater and Flood Risk Management.

Note: The revised driveway profile, gradients and transitions must be in accordance with Australian Standard 2890.1, Part 1: Off-street car parking. The driveway profile submitted to Council must contain all relevant details: reduced levels, proposed grades and distances. Council will not allow alteration to existing reduced levels within the road or any other public place to achieve flood protection.
Standard Condition C.54 (autotext CC54)

C.15 Swimming and Spa Pools – Backwash

The Construction Certificate plans and specification required to be submitted pursuant to clause 139 of the *Regulation* must detail the connection of backwash to Sydney Waters sewer in compliance with clause 10.9 (Figure 10.2) of AS/NZS 3500.2.2:1996.

Note: The plans must show the location of Sydney Water's sewer, the yard gully or any new connection to the sewer system including a detailed cross section of the connection complying with clause 10.9 (Figure 10.2) of AS/NZS 3500.2.2:1996.

Note: The discharge of backwash water to any stormwater system is water pollution and an offence under the *Protection of the Environment Operations Act 1997*. The connection of any backwash pipe to any stormwater system is an offence under the *Protection of the Environment Operations Act 1997*.

Standard Condition: C56 (Autotext CC56)

C.16 Light and Ventilation

The Construction Certificate plans and specifications, required to be submitted to the Certifying Authority pursuant to clause 139 of the *Regulation*, must detail all a lighting, mechanical ventilation or air-conditioning systems complying with Part F.4 of the BCA or clause 3.8.4 and 3.8.5 of the BCA Housing Provisions, inclusive of [AS 1668.1](#), [AS 1668.2](#) and [AS/NZS 3666.1](#).

If an alternate solution is proposed then the Construction Certificate application must include a statement as to how the performance requirements of the BCA are to be complied with and support the performance based solution by expert *evidence of suitability*.

This condition does not set aside the mandatory requirements of the *Public Health (Microbial Control) Regulation 2000* in relation to *regulated systems*. This condition does not set aside the effect of the *Protection of the Environment Operations Act 1997* in relation to offensive noise or odour.

Note: Clause 98 of the *Regulation* requires compliance with the BCA. Clause 145 of the *Regulation* prevents the issue of a *Construction Certificate* unless the *Accredited Certifier/Council* is satisfied that compliance has been achieved. Schedule 1, Part 3 of the *Regulation* details what information must be submitted with any *Construction Certificate*. It is the Applicant's responsibility to demonstrate compliance through the Construction Certificate application process. Applicants must also consider possible noise and odour nuisances that may arise. The provisions of the *Protection of the Environment Operations Act 1997* have overriding effect if offensive noise or odour arises from the use. Applicants must pay attention to the location of air intakes and air exhausts relative to sources of potentially contaminated air and neighbouring windows and air intakes respectively, see section 2 and 3 of [AS 1668.2](#).

Standard Condition C59 (Autotext CC59)

C.17 Acoustic Certification of Mechanical Plant and Equipment

The Construction Certificate plans and specification required to be submitted pursuant to clause 139 of the *Regulation* must be accompanied by a certificate from a professional engineer (acoustic engineer) certifying that the noise level measured at any boundary of the site at any time while the proposed mechanical plant and equipment is operating will not exceed the *background noise level*. Where noise sensitive receivers are located within the site, the noise level is measured from the nearest strata, stratum or community title land and must not exceed *background noise level*, at any time.

The *background noise level* is the underlying level present in the ambient noise, excluding the subject noise source, when extraneous noise is removed. For assessment purposes the background noise level is the $L_{A90, 15 \text{ minute}}$ level measured by a sound level meter.

Where sound attenuation is required this must be detailed.

Note: Further information including lists of Acoustic Engineers can be obtained from:

1. **Australian Acoustical Society**—professional society of noise-related professionals
www.acoustics.asn.au
2. **Association of Australian Acoustical Consultants**—professional society of noise related professionals
www.aaac.org.au. Standard Condition: C62 (Autotext CC62)

C.18 Submission of a Site Waste Minimisation and Management Plan

A Site Waste Minimisation and Management Plan, prepared in accordance with Woollahra Development Control Plan 2015 Chapter E5 – Waste Management, is to be submitted to the Principal Certifying Authority for approval prior to a Construction Certificate being issued.
Standard Condition: C68 (Autotext: CC68)

C.19 Noise Control - Swimming pool/spa pool pumps and associated equipment

The siting of the swimming pool/spa pool pump(s) and associated equipment are to be located as far as possible from the neighbour's dwelling to minimise the impact on adjoining residents. The pump(s) and associated equipment are to be housed in an acoustically treated enclosure so noise from the operation of the pump(s) and associated equipment are not audible beyond the boundaries of the site.

C.20 Ventilation - Internal Sanitary Rooms

All internal sanitary rooms and laundry facilities not provided with natural ventilation must be provided with a system of mechanical exhaust ventilation in accordance with *Table B1 Minimum Exhaust Ventilation Flow Rates of AS 1668.2-1991*. Details of any proposed mechanical ventilation system(s) being submitted with the Construction Certificate plans and specifications, required to be submitted to the Certifying Authority demonstrating compliance with AS 1668 Parts 1 & 2.

C.21 Tree Management Plan

The *Construction Certificate* plans and specifications shall show the following information:

- a) Trees to be numbered in accordance with these conditions:
 - shaded green where required to be retained and protected
 - shaded red where authorised to be removed
 - shaded yellow where required to be transplanted
 - shaded blue where required to be pruned
- b) References to applicable tree management plan, arborists report or transplant method statement.

This plan shall be kept on site until the issue of the final occupation certificate.

D. Conditions which must be satisfied prior to the commencement of any development work

D.1 Compliance with Building Code of Australia and insurance requirements under the [Home Building Act 1989](#)

For the purposes of section 4.17(11) of the *Act*, the following conditions are prescribed in relation to a development consent for development that involves any building work:

- a) that the work must be carried out in accordance with the requirements of the Building Code of Australia,

- b) in the case of residential building work for which the [Home Building Act 1989](#) requires there to be a contract of insurance in force in accordance with Part 6 of that Act, that such a contract of insurance is in force before any building work authorised to be carried out by the consent commences.

This condition does not apply:

- a) to the extent to which an exemption is in force under the *Home Building Regulation 2004*, or
b) to the erection of a temporary building.

In this condition, a reference to the BCA is a reference to that code as in force on the date the application for the relevant Construction Certificate is made.

Note: This condition must be satisfied prior to commencement of any work in relation to the contract of insurance under the *Home Building Act 1989*. This condition also has effect during the carrying out of all building work with respect to compliance with the Building Code of Australia.

Note: All new guttering is to comply with the provisions of Part 3.5.2 of the Building Code of Australia.
Standard Condition: D1 (Autotext DD1)

D.2 Dilapidation Reports for Existing Buildings

Dilapidation surveys and dilapidation reports shall be conducted and prepared by a *professional engineer* (structural) for all buildings and/or structures that are located within the likely “zone of influence” of any excavation, dewatering and/or construction induced vibration as determined applicable by a Structural Engineer.

These properties must include (but is not limited to):

No. 1 Lawson Street
No. 5 Lawson Street

The dilapidation reports must be completed and submitted to the *Certifying Authority* for approval. A copy of the approved reports shall be submitted to Council with the *Notice of Commencement* prior to the commencement of any *development work*.

Where excavation of the site will extend below the level of any immediately adjoining building the *principal contractor* or *owner builder* must give the adjoining building owner(s) a copy of the dilapidation report for their building(s) and a copy of the *notice of commencement* required by S81A(2) of the *Act* not less than two (2) days prior to the commencement of any work.

Note: The reasons for this condition are:

- To provide a record of the condition of buildings prior to development being carried out
- To encourage developers and its contractors to use construction techniques that will minimise the risk of damage to buildings on neighbouring land

Also refer to the Dilapidation Report Advising for more information regarding this condition
Standard Condition: D4 (Autotext DD4)

D.3 Adjoining Buildings Founded on Loose Foundation Materials

The Principal Contractor must ensure that a professional engineer determines the possibility of any adjoining buildings founded on loose foundation materials being affected by piling, piers or excavation. The professional engineer (geotechnical consultant) must assess the requirements for underpinning any adjoining or adjacent buildings founded on such soil on a case by case basis and the Principal Contractor must comply with any reasonable direction of the professional engineer.

Note: A failure by contractors to adequately assess and seek professional engineering (geotechnical) advice to ensure that appropriate underpinning and support to adjoining land is maintained prior to commencement may result in damage to adjoining land and buildings. Such contractors are likely to be held responsible for any damages arising from the removal of any support to supported land as defined by section 177 of the *Conveyancing Act 1919*.
Standard Condition: D6 (Autotext DD6)

D.4 Works (Construction) Zone – Approval and Implementation

A Works Zone may be required for this development. The Principal Contractor or Owner can apply for a works zone. If the works zone is approved the Principal Contractor or Owner must pay all fees for this Works Zone before it can be installed.

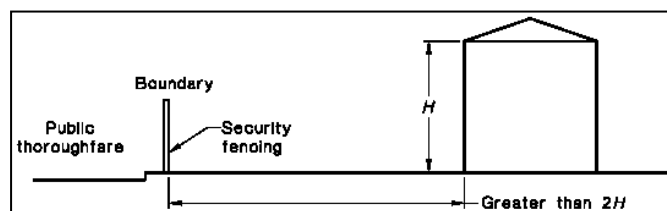
The Principal Contractor must pay all fees associated with the application and occupation and use of the road as a Works Zone. All Works Zone signs must have been erected by Council to permit enforcement of the Works Zone by Council's Rangers and NSW Police before commencement of any work. Signs are not erected until full payment of works zone fees.

Note: The Principal Contractor or Owner must allow not less than four to six weeks (for routine applications) from the date of making an application to the Traffic Committee (Woollahra Local Traffic Committee) constituted under the clause 22 of the *Transport Administration (General) Regulation 2000* to exercise those functions delegated by the Roads and Maritime Services under section 50 of the *Transport Administration Act 1988*.

Note: The enforcement of the works zone is at the discretion of Council's Rangers and the NSW Police Service. The Principal Contractor must report any breach of the works zone to either Council or the NSW Police Service.
Standard Condition: D10 (Autotext DD10)

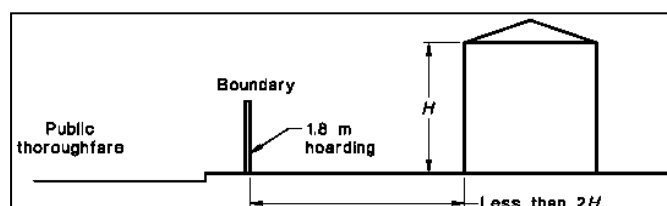
D.5 Security Fencing, Hoarding (including 'Creative Hoardings') and Overhead Protection

Security fencing must be provided around the perimeter of the development site, including any additional precautionary measures taken to prevent unauthorised entry to the site at all times during the demolition, excavation and construction period. Security fencing must be the equivalent 1.8m high chain wire as specified in AS 1725.



Type A Hoarding

Where the development site adjoins a public thoroughfare, the common boundary between them must be fenced for its full length with a hoarding, unless the least horizontal distance between the common boundary and the nearest parts of the structure is greater than twice the height of the structure. The hoarding must be constructed of solid materials (chain wire or the like is not acceptable) to a height of not less than 1.8m adjacent to the thoroughfare.



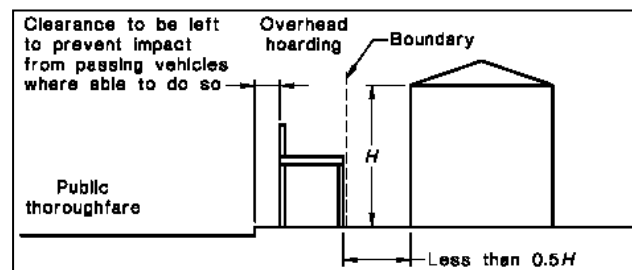
Type B Hoarding

Where a development site adjoins a public thoroughfare with a footpath alongside the common boundary then, in addition to the hoarding required above, the footpath must be covered by an overhead protective structure and the facing facade protected by heavy-duty scaffolding, unless either:

- the vertical height above footpath level of the structure being demolished is less than 4.0m; or
- the least horizontal distance between footpath and the nearest part of the structure is greater than half the height of the structure.

The overhead structure must consist of a horizontal platform of solid construction and vertical supports, and the platform must:

- extend from the common boundary to 200mm from the edge of the carriageway for the full length of the boundary,
- have a clear height above the footpath of not less than 2.1m,
- terminate 200mm from the edge of the carriageway (clearance to be left to prevent impact from passing vehicles) with a continuous solid upstand projecting not less than 0.5m above the platform surface, and
- together with its supports, be designed for a uniformly distributed live load of not less than 7 kPa.



The Principal Contractor or Owner-builder must ensure that overhead protective structures are installed and maintained in accordance with the NSW "Code of Practice - Overhead Protective Structures 1995". This is code available at www.safework.nsw.gov.au/_data/assets/pdf_file/0008/52883/Overhead-protective-structures-Code-of-practice.pdf

All Hoardings

Security fencing, hoarding and overhead protective structure must not obstruct access to utilities services including but not limited to man holes, pits, stop valves, fire hydrants or the like.

Hoardings on Public Land including 'Creative Hoardings'

The Principal Contractor or Owner-builder must pay all fees associated with the application and occupation and use of the road (footway) for required hoarding or overhead protection.

A creative hoarding (i.e. an approved artwork or historic image affixed to the hoarding) is required if the hoarding meets the criteria in Council's Creative Hoardings Policy (adopted March 2020). The cost of printing and affixing the creative hoarding is the responsibility of the Principal Contractor or Owner-builder. The Creative Hoardings Policy can be downloaded from Council's website www.woollahra.nsw.gov.au

Note: The Principal Contractor or Owner must allow not less than two (2) weeks from the date of making a hoarding application for determination. Any approval for a hoarding or overhead protection under the *Roads Act 1993* will be subject to its own conditions and fees.

Note: Council seeks to increase public art in the public domain by requiring artwork or historic images on hoardings located on public land. Under the Creative Hoardings Policy an application for a hoarding proposed on public land will require an approved artwork or historic image affixed to the hoarding if the hoarding meets the criteria in section 3 of the Policy:

- A. Hoardings proposed on land zoned B2 Local Centre, or B4 Mixed Use, or SP2 Infrastructure under Woollahra Local Environmental Plan 2014 AND erected for 8 weeks or more
OR
- B. Hoardings proposed on land located along a State classified road (regardless of the zone) AND erected for 8 weeks or more
OR
- C. Hoardings proposed in any other location than that referred to in A. and B. above AND erected for 12 weeks or more, except where:
 - i. the capital investment value of the work to which the hoarding relates is less than \$1 million
OR
 - ii. the land is zoned R2 Low Density Residential
OR
 - iii. the land is zoned R3 Medium Density Residential and the hoarding located in a lane or street that does not have through traffic (eg a cul-de-sac or no through road).

Artwork and historic images for the hoardings are assessed and approved in accordance with the Creative Hoardings Policy. Details of the artwork or images proposed to be affixed to the hoardings must be submitted with Council's form "Application for a permit to use a footpath for the erection of a hoarding/scaffolding".

The Creative Hoardings Policy can be downloaded from www.woollahra.nsw.gov.au or for more information contact Council's Cultural Development Team.

Standard Condition: D11 (Autotext DD11)

D.6 Site Signs

The Principal Contractor or Owner-builder must ensure that the sign/s required by clauses 98A and 227A of the *Regulation* is/are erected and maintained at all times.

Clause 98A of the *Regulation* provides:

Erection of signs

- For the purposes of section 4.17(11) of the *Act*, the requirements of subclauses (2) and (3) are prescribed as conditions of a development consent for development that involves any building work, subdivision work or demolition work.
- A sign must be erected in a prominent position on any site on which building work, subdivision work or demolition work is being carried out:
 - a. showing the name, address and telephone number of the Principal Certifier for the work, and
 - b. showing the name of the principal contractor (if any) for any building work and a telephone number on which that person may be contacted outside working hours, and
 - c. stating that unauthorised entry to the work site is prohibited.
- Any such sign is to be maintained while the building work, subdivision work or demolition work is being carried out, but must be removed when the work has been completed.
- This clause does not apply in relation to building work, subdivision work or demolition work that is carried out inside an existing building that does not affect the external walls of the building.
- This clause does not apply in relation to Crown building work that is certified, in accordance with section 6.28 of the *Act*, to comply with the Building Code of Australia.

Clause 227A of the *Regulation* provides:

Signs on development sites

If there is a person who is the Principal Certifier or the Principal Contractor for any building work, subdivision work or demolition work authorised to be carried out on a site by a development consent or complying development certificate:

- Each such person MUST ensure that a rigid and durable sign showing the person's identifying particulars so that they can be read easily by anyone in any public road or other public place adjacent to the site is erected in a prominent position on the site before the commencement of work, and is maintained on the site at all times while this clause applies until the work has been carried out.

Note: Clause 227A imposes a penalty exceeding \$1,000 if these requirements are not complied with.
Note: If Council is appointed as the Principal Certifier it will provide the sign to the Principal Contractor or Owner-builder who must ensure that the sign is erected and maintained as required by clause 98A and clause 227A of the *Regulation*.
Standard Condition: D12 (Autotext DD12)

D.7 Toilet Facilities

Toilet facilities are to be provided, at or in the vicinity of the work site on which work involved in the erection or demolition of a building is being carried out, at the rate of one toilet for every 20 persons or part of 20 persons employed at the site.

Each toilet provided:

- a) must be a standard flushing toilet, and
- b) must be connected to a public sewer, or
- c) if connection to a public sewer is not practicable, to an accredited sewage management facility approved by the Council, or
- d) if connection to a public sewer or an accredited sewage management facility is not practicable, to some other sewage management facility approved by the Council.

The provision of toilet facilities in accordance with this condition must be completed before any other work is commenced.

In this condition:

accredited sewage management facility means a sewage management facility to which Division 4A of Part 3 of the *Local Government (Approvals) Regulation 1993* applies, being a sewage management facility that is installed or constructed to a design or plan the subject of a certificate of accreditation referred to in clause 95B of the *Local Government (Approvals) Regulation 1993*.

approved by the Council means the subject of an approval in force under Division 1 of Part 3 of the *Local Government (Approvals) Regulation 1993*.

public sewer has the same meaning as it has in the *Local Government (Approvals) Regulation 1993*.

sewage management facility has the same meaning as it has in the *Local Government (Approvals) Regulation 1993*.

Note: This condition does not set aside the requirement to comply with SafeWork NSW requirements.
Standard Condition: D13 (Autotext DD13)

D.8 Erosion and Sediment Controls – Installation

The Principal Contractor or Owner-builder must install and maintain water pollution, erosion and sedimentation controls in accordance with:

- a) The Soil and Water Management Plan if required under this consent;
- b) “*Do it Right On Site, Soil and Water Management for the Construction Industry*” published by the Southern Sydney Regional Organisation of Councils, 2001; and
- c) “*Managing Urban Stormwater - Soils and Construction*” 2004 published by the NSW Government (*The Blue Book*).

Where there is any conflict *The Blue Book* takes precedence.

Note: The International Erosion Control Association – Australasia (www.austieca.com.au/) lists consultant experts who can assist in ensuring compliance with this condition. Where Soil and Water Management Plan is required for larger projects it is recommended that this be produced by a member of the International Erosion Control Association – Australasia.

Note: The “Do it Right On Site, Soil and Water Management for the Construction Industry” publication can be downloaded from www.woollahra.nsw.gov.au and *The Blue Book* is available at www.environment.nsw.gov.au/stormwater/publications.htm

Note: A failure to comply with this condition may result in penalty infringement notices, prosecution, notices and orders under the *Act* and/or the *Protection of the Environment Operations Act 1997* **without any further warning**. It is a criminal offence to cause, permit or allow pollution.

Note: Section 257 of the *Protection of the Environment Operations Act 1997* provides inter alia that “the occupier of premises at or from which any pollution occurs is taken to have caused the pollution”

Warning: Irrespective of this condition any person occupying the site may be subject to proceedings under the *Protection of the Environment Operations Act 1997* where pollution is caused, permitted or allowed as the result of their occupation of the land being developed.
Standard Condition: D14 (Autotext DD14)

D.9 Building - Construction Certificate, Appointment of Principal Certifier, Appointment of Principal Contractor and Notice of Commencement (Part 6, Division 6.3 of the Act)

The erection of the building in accordance with this development consent must not be commenced until:

- a) A Construction Certificate for the building work has been issued by the consent authority, the Council (if the Council is not the consent authority) or an accredited Certifier, and
- b) The person having the benefit of the development consent has:
 - appointed a Principal Certifier for the building work, and
 - notified the Principal Certifier that the person will carry out the building work as an Owner-builder, if that is the case, and
- c) The Principal Certifier has, no later than 2 days before the building work commences:
 - notified the consent authority and the Council (if the Council is not the consent authority) of his or her appointment, and
 - notified the person having the benefit of the development consent of any critical stage inspections and other inspections that are to be carried out in respect of the building work, and
- d) The person having the benefit of the development consent, if not carrying out the work as an Owner-builder, has:
 - appointed a Principal Contractor for the building work who must be the holder of a contractor licence if any residential building work is involved, and
 - notified the Principal Certifier of any such appointment, and
 - unless that person is the Principal Contractor, notified the Principal Contractor of any critical stage inspections and other inspections that are to be carried out in respect of the building work, and
 - given at least 2 days’ notice to the Council of the person’s intention to commence the erection of the building.

Note: *building* has the same meaning as in section 1.4 of the *Act* and includes part of a building and any structure or part of a structure.

Note: *new building* has the same meaning as in section 6.1 of the *Act* and includes an altered portion of, or an extension to, an existing building.

Note: The commencement of demolition works associated with an altered portion of, or an extension to, an existing building is considered to be the commencement of building work requiring compliance with section 6.6(2) of the *Act* (including the need for a Construction Certificate) prior to any demolition work. See: *Over our Dead Body Society Inc v Byron Bay Community Association Inc* [2001] NSWLEC 125.

Note: Construction Certificate Application, PC Service Agreement and Notice of Commencement forms can be downloaded from Council’s website www.woollahra.nsw.gov.au

Note: It is an offence for any person to carry out the erection of a *building* in breach of this condition and in breach of section 6.6(2) of the *Act*.
Standard Condition: D15 (Autotext DD15)

D.10 Notification of Home Building Act 1989 requirements

- a) For the purposes of section 4.17(11) of the *Act*, the requirements of this condition are prescribed as conditions of a development consent for development that involves any residential building work within the meaning of the Home Building Act 1989.
- b) Residential building work within the meaning of the Home Building Act 1989 must not be carried out unless the Principal Certifier for the development to which the work relates (not being the Council) has given the Council written notice of the following information:
 - In the case of work for which a Principal Contractor is required to be appointed:
 - the name and licence number of the Principal Contractor, and
 - the name of the insurer by which the work is insured under Part 6 of that Act,
 - In the case of work to be done by an Owner-builder:
 - the name of the Owner-builder, and
 - if the Owner-builder is required to hold an Owner-builder permit under that Act, the number of the Owner-builder permit.
- c) If arrangements for doing the residential building work are changed while the work is in progress so that the information notified under subclause (2) becomes out of date, further work must not be carried out unless the Principal Certifier for the development to which the work relates (not being the Council) has given the Council written notice of the updated information.
- d) This clause does not apply in relation to Crown building work that is certified, in accordance with section 6.28 of the *Act*, to comply with the Building Code of Australia.
Standard Condition: D17 (Autotext DD17)

E. Conditions which must be satisfied during any development work

E.1 Compliance with BCA and Insurance Requirements under the Home Building Act 1989

For the purposes of section 4.17(11) of the *Act*, the following condition is prescribed in relation to a development consent for development that involves any building work:

- a) that the work must be carried out in accordance with the requirements of the Building Code of Australia (BCA),
- b) in the case of residential building work for which the Home Building Act 1989 requires there to be a contract of insurance in force in accordance with Part 6 of that Act, that such a contract of insurance is in force before any building work authorised to be carried out by the consent commences.

This condition does not apply:

- a) to the extent to which an exemption is in force under clause 187 or 188, subject to the terms of any condition or requirement referred to in clause 187 (6) or 188 (4) of the *Regulation*, or
- b) to the erection of a temporary building.

In this clause, a reference to the BCA is a reference to that Code as in force on the date the application for the relevant Construction Certificate is made.

Note: All new guttering is to comply with the provisions of Part 3.5.2 of the Building Code of Australia.
Standard Condition: E1 (Autotext EE1)

E.2 Compliance with Australian Standard for Demolition

Demolition of buildings and structures must comply with Australian Standard AS 2601—2001: *The Demolition of Structures*.
Standard Condition: E2 (Autotext EE2)

E.3 Requirement to Notify about New Evidence

Any new information which comes to light during remediation, demolition or construction works which has the potential to alter previous conclusions about site contamination, heritage significance, threatened species or other relevant matters must be immediately notified to Council and the Principal Certifier.

Standard Condition: E4 (Autotext EE4)

E.4 Critical Stage Inspections

Critical stage inspections must be called for by the Principal Contractor or Owner-builder as required by the Principal Certifier, any PC service agreement, the *Act* and the *Regulation*. Work must not proceed beyond each critical stage until the Principal Certifier is satisfied that work is proceeding in accordance with this consent, the Construction Certificate(s) and the *Act*.

Critical stage inspections means the inspections prescribed by the *Regulations* for the purposes of section 6.5 of the *Act* or as required by the Principal Certifier and any PC Service Agreement.

Note: The PC may require inspections beyond mandatory critical stage inspections in order that the PC be satisfied that work is proceeding in accordance with this consent.

Note: The PC may, in addition to inspections, require the submission of Compliance Certificates, survey reports or evidence of suitability in accordance with Part A2.2 of the BCA in relation to any matter relevant to the development.

Standard Condition: E5 (Autotext EE5)

E.5 Hours of Work –Amenity of the Neighbourhood

- a) No *work* must take place on any Sunday or public holiday.
- b) No *work* must take place before 7am or after 5pm any weekday.
- c) No *work* must take place before 7am or after 1pm any Saturday.
- d) The following *work must not* take place before 9am or after 4pm any weekday, or before 9am or after 1pm any Saturday or at any time on a Sunday or public holiday:
 - (i) piling,
 - (ii) piercing,
 - (iii) rock or concrete cutting, boring or drilling,
 - (iv) rock breaking,
 - (v) rock sawing,
 - (vi) jack hammering, or
 - (vii) machine excavation.
- e) No loading or unloading of material or equipment associated with the activities listed in part d) above must take place before 9am or after 4pm any weekday, or before 9am or after 1pm any Saturday or at any time on a Sunday or public holiday.
- f) No operation of any equipment associated with the activities listed in part d) above must take place before 9am or after 4pm any weekday, or before 9am or after 1pm any Saturday or at any time on a Sunday or public holiday.
- g) No rock excavation being cutting, boring, drilling, breaking, sawing , jack hammering or bulk excavation of rock, must occur without a 15 minute break every hour.

This condition has been imposed to mitigate the impact of work upon the amenity of the neighbourhood. Impact of work includes, but is not limited to, noise, vibration, dust, odour, traffic and parking impacts.

Note: The use of noise and vibration generating plant and equipment and vehicular traffic, including trucks in particular, significantly degrade the amenity of neighbourhoods and more onerous restrictions apply to these activities. This more invasive work generally occurs during the foundation and bulk excavation stages of development.

If you are in doubt as to whether or not a particular activity is considered to be subject to the more onerous requirement (9am to 4pm weekdays and 9am to 1pm Saturdays) please consult with Council.

Note: Each and every breach of this condition by any person may be subject to a separate penalty infringement notice or prosecution.

Note: The delivery and removal of plant, equipment and machinery associated with wide loads subject to RMS and NSW Police restrictions on their movement outside the approved hours of work will be considered on a case by case basis.

Note: Compliance with these hours of work does not affect the rights of any person to seek a remedy to offensive noise as defined by the *Protection of the Environment Operations Act 1997*, the *Protection of the Environment Operations (Noise Control) Regulation 2017*.

Note: NSW EPA Noise Guide is available at www.epa.nsw.gov.au/noise/nqlg.htm
Standard Condition: E6 (Autotext EE6)

E.6 Public Footpaths – Safety, Access and Maintenance

The Principal Contractor or Owner-builder and any other person acting with the benefit of this consent must:

- a) Not erect or maintain any gate or fence swing out or encroaching upon the road or the footway.
- b) Not use the road or footway for the storage of any article, material, matter, waste or thing.
- c) Not use the road or footway for any *work*.
- d) Keep the road and footway in good repair free of any trip hazard or obstruction.
- e) Not stand any plant and equipment upon the road or footway.
- f) Provide a clear safe pedestrian route a minimum of 1.5m wide.
- g) Protect heritage listed street name inlays in the footpath which are not to be removed or damaged during development.

This condition does not apply to the extent that a permit or approval exists under the section 148B of the *Road Transport Act 2013*, section 138 of the *Roads Act 1993* or section 68 of the *Local Government Act 1993* except that at all time compliance is required with:

- a) Australian Standard AS 1742 (Set): *Manual of uniform traffic control devices* and all relevant parts of this set of standards.
- b) Australian Road Rules.

Note: Section 73 of the *Road Transport (Safety and Traffic Management) Act 1999* allows the NSW Police to close any road or road related area to traffic during any temporary obstruction or danger to traffic or for any temporary purpose.

Note: Section 138 of the *Roads Act 1993* provides that a person must not:

- erect a structure or carry out a work in, on or over a public road, or
- dig up or disturb the surface of a public road, or
- remove or interfere with a structure, work or tree on a public road, or
- pump water into a public road from any land adjoining the road, or
- connect a road (whether public or private) to a classified road, otherwise than with the consent of the appropriate roads authority.

Note: Section 68 of the *Local Government Act 1993* provides that a person may carry out certain activities only with the prior approval of the Council including:

- Part C Management of waste:
 - a. For fee or reward, transport waste over or under a public place
 - b. Place waste in a public place
 - c. Place a waste storage container in a public place.
- Part E Public roads:
 - a. Swing or hoist goods across or over any part of a public road by means of a lift, hoist or tackle projecting over the footway
 - b. Expose or allow to be exposed (whether for sale or otherwise) any article in or on or so as to overhang any part of the road or outside a shop window or doorway abutting the road, or hang an article beneath an awning over the road.

Standard Condition: E7 (Autotext EE7)

E.7 Maintenance of Environmental Controls

The Principal Contractor or Owner-builder must ensure that the following monitoring, measures and controls are maintained:

- a) erosion and sediment controls,
- b) dust controls,
- c) dewatering discharges,
- d) noise controls,
- e) vibration monitoring and controls,
- f) ablutions.

Standard Condition: E11

E.8 Compliance with Geotechnical / Hydrogeological Monitoring Program

Excavation must be undertaken in accordance with the recommendations of the Geotechnical / Hydrogeological Monitoring Program and any oral or written direction of the supervising professional engineer.

The Principal Contractor and any sub-contractor must strictly follow the Geotechnical / Hydrogeological Monitoring Program for the development including, but not limited to:

- a) the location and type of monitoring systems to be utilised,
- b) recommended hold points to allow for inspection and certification of geotechnical and hydrogeological measures by the professional engineer, and
- c) the contingency plan.

Note: The consent authority cannot require that the author of the geotechnical/hydrogeological report submitted with the development application to be appointed as the professional engineer supervising the work however, it is the Council's recommendation that the author of the report be retained during the construction stage.

Standard Condition: E12 (Autotext EE12)

E.9 Support of Adjoining Land and Buildings

A person must not do anything on or in relation to the site (the supporting land) that removes the support provided by the supporting land to any other land (the supported land) or building (the supported building).

For the purposes of this condition, supporting land includes the natural surface of the site, the subsoil of the site, any water beneath the site, and any part of the site that has been reclaimed.

Note: This condition does not authorise any trespass or encroachment upon any adjoining or supported land or building whether private or public. Where any underpinning, shoring, soil anchoring (temporary or permanent) or the like is considered necessary upon any adjoining or supported land by any person the Principal Contractor or Owner-builder must obtain:

- a. the consent of the owners of such adjoining or supported land to trespass or encroach, or
- b. an access order under the *Access to Neighbouring Land Act 2000*, or
- c. an easement under section 88K of the *Conveyancing Act 1919*, or
- d. an easement under section 40 of the *Land and Environment Court Act 1979* as appropriate.

Note: Section 177 of the *Conveyancing Act 1919* creates a statutory duty of care in relation to support of land. Accordingly, a person has a duty of care not to do anything on or in relation to land being developed (the supporting land) that removes the support provided by the supporting land to any other adjoining land (the supported land).

Note: Clause 20 of the *Roads Regulation 2008* prohibits excavation in the vicinity of roads as follows:
“**Excavations adjacent to road** - A person must not excavate land in the vicinity of a road if the excavation is capable of causing damage to the road (such as by way of subsidence) or to any work or structure on the road.” Separate approval is required under the *Roads Act 1993* for any underpinning, shoring, soil anchoring (temporary) or the like within or under any road. Council will not give approval to permanent underpinning, shoring, soil anchoring within or under any road.

Note: The encroachment of work or the like is a civil matter of trespass or encroachment and Council does not adjudicate or regulate such trespasses or encroachments except in relation to encroachments upon any road, public place, Crown land under Council's care control or management, or any community or operational land as defined by the *Local Government Act 1993*.

Standard Condition: E13 (Autotext EE13)

E.10 Vibration Monitoring

Vibration monitoring equipment must be installed and maintained, under the supervision of a professional engineer with expertise and experience in geotechnical engineering, between any potential source of vibration and any *building* identified by the professional engineer as being potentially at risk of movement or damage from settlement and/or vibration during the excavation and during the removal of any excavated material from the land being developed.

If vibration monitoring equipment detects any vibration at the level of the footings of any adjacent building exceeding the peak particle velocity adopted by the professional engineer as the maximum acceptable peak particle velocity an audible alarm must activate such that the Principal Contractor and any sub-contractor are easily alerted to the event.

Where any such alarm triggers all excavation works must cease immediately. Prior to the vibration monitoring equipment being reset by the professional engineer and any further work recommencing the event must be recorded and the cause of the event identified and documented by the professional engineer.

Where the event requires, in the opinion of the professional engineer, any change in work practices to ensure that vibration at the level of the footings of any adjacent building does not exceed the peak particle velocity adopted by the professional engineer as the maximum acceptable peak particle velocity these changes in work practices must be documented and a written direction given by the professional engineer to the Principal Contractor and any sub-contractor clearly setting out required work practice.

The Principal Contractor and any sub-contractor must comply with all work directions, verbal or written, given by the professional engineer.

A copy of any written direction required by this condition must be provided to the Principal Certifier within 24 hours of any event.

Where there is any movement in foundations such that damaged is occasioned to any adjoining *building* or such that there is any removal of support to *supported land* the professional engineer, Principal Contractor and any sub-contractor responsible for such work must immediately cease all work, inform the owner of that *supported land* and take immediate action under the direction of the professional engineer to prevent any further damage and restore support to the *supported land*.

Note: *professional engineer* has the same mean as in clause A1.1 of the BCA.

Note: *building* has the same meaning as in section 1.4 of the *Act* i.e. “*building* includes part of a building and any structure or part of a structure...”

Note: *supported land* has the same meaning as in the *Conveyancing Act 1919*.

Standard Condition: E14 (Autotext EE14)

E.11 Erosion and Sediment Controls – Maintenance

The Principal Contractor or Owner-builder must maintain water pollution, erosion and sedimentation controls in accordance with:

- a) the Soil and Water Management Plan required under this consent,
- b) “*Do it Right On Site, Soil and Water Management for the Construction Industry*” published by the Southern Sydney Regional Organisation of Councils, 2001, and
- c) “*Managing Urban Stormwater - Soils and Construction*” 2004 published by the NSW Government (*The Blue Book*).

Where there is any conflict *The Blue Book* takes precedence.



Note: A failure to comply with this condition may result in penalty infringement notices, prosecution, notices and orders under the *Act* and/or the *Protection of the Environment Operations Act 1997* without any further warning. It is a criminal offence to cause, permit or allow pollution.

Note: Section 257 of the *Protection of the Environment Operations Act 1997* provides that “the occupier of premises at or from which any pollution occurs is taken to have caused the pollution”.

Warning: Irrespective of this condition any person occupying the site may be subject to proceedings under the *Protection of the Environment Operations Act 1997* where pollution is caused, permitted or allowed as the result of the occupation of the land being developed whether or not they actually cause the pollution.

Standard Condition: E15 (Autotext EE15)

E.12 Disposal of Site Water During Construction

The Principal Contractor or Owner-builder must ensure:

- a) Prior to pumping any water into the road or public stormwater system that approval is obtained from Council under section 138(1)(d) of the *Roads Act 1993*.
- b) That *water pollution*, as defined by the *Protection of the Environment Operations Act 1997*, does not occur as the result of the discharge to the road, public stormwater system or other place or any site water.
- c) That stormwater from any roof or other impervious areas is linked, via temporary downpipes and stormwater pipes, to a Council approved stormwater disposal system immediately upon completion of the roof installation or work creating other impervious areas.

Note: This condition has been imposed to ensure that adjoining and neighbouring land is not adversely affected by unreasonable overland flows of stormwater and that site water does not concentrate water such that they cause erosion and water pollution.

Standard Condition: E17 (Autotext EE17)

E.13 Check Surveys - boundary location, building location, building height, stormwater drainage system and flood protection measures relative to Australian Height Datum

The Principal Contractor or Owner-builder must ensure that a registered surveyor carries out check surveys and provides survey certificates confirming the location of the building(s), ancillary works, flood protection works and the stormwater drainage system relative to the boundaries of the site and that the height of buildings, ancillary works, flood protection works and the stormwater drainage system relative to Australian Height Datum complies with this consent at the following critical stages.

The Principal Contractor or Owner-builder must ensure that work must not proceed beyond each of the following critical stages until compliance has been demonstrated to the Principal Certifier's satisfaction:

- a) Upon the completion of foundation walls prior to the laying of any floor or the pouring of any floor slab and generally at damp proof course level.
- b) Upon the completion of formwork for floor slabs prior to the laying of any floor or the pouring of any concrete and generally at each storey.
- c) Upon the completion of formwork or framework for the roof(s) prior to the laying of any roofing or the pouring of any concrete roof.
- d) Upon the completion of formwork and steel fixing prior to pouring of any concrete for any ancillary structure, flood protection work, swimming pool or spa pool or the like.
- e) Upon the completion of formwork and steel fixing prior to pouring of any concrete for driveways showing transitions and crest thresholds confirming that driveway levels match Council approved driveway crossing levels and minimum flood levels.
- f) Stormwater drainage Systems prior to back filling over pipes confirming location, height and capacity of works.
- g) Flood protection measures are in place confirming location, height and capacity.

Note: This condition has been imposed to ensure that development occurs in the location and at the height approved under this consent. This is critical to ensure that building are constructed to minimum heights for flood protection and maximum heights to protect views and the amenity of neighbours.

Standard Condition: E20 (Autotext EE20)

E.14 Placement and Use of Skip Bins

The Principal Contractor or Owner-builder must ensure that all waste storage containers, including but not limited to skip bins, must be stored within the site unless:

- a) Activity Approval has been issued by Council under section 68 of the *Local Government Act 1993* to place the waste storage container in a public place; and
- b) where located on the road it is located only in a positions where a vehicle may lawfully park in accordance with the Australian Road Rules.

Note: Waste storage containers must not be located on the footpath without a site specific activity approval. Where such site specific activity approval is granted a 1.5m wide clear path of travel is maintained free of any trip hazards.

Standard Condition: E21 (Autotext EE21)

E.15 Prohibition of Burning

There must be no burning of any waste or other materials. The burning of copper chrome arsenate (CCA) or pentachlorophenol (PCP) treated timber is prohibited in all parts of NSW.

All burning is prohibited in the Woollahra local government area.

Note: Pursuant to the *Protection of the Environment Operations (Clean Air) Regulation 2010* all burning (including burning of vegetation and domestic waste) is prohibited except with approval. No approval is granted under this consent for any burning.
Standard Condition: E22 (Autotext EE22)

E.16 Dust Mitigation

Dust mitigation must be implemented in accordance with “*Dust Control - Do it right on site*” published by the Southern Sydney Regional Organisation of Councils.

This generally requires:

- a) Dust screens to all hoardings and site fences.
- b) All stockpiles or loose materials to be covered when not being used.
- c) All equipment, where capable, being fitted with dust catchers.
- d) All loose materials being placed bags before placing into waste or skip bins.
- e) All waste and skip bins being kept covered when not being filled or emptied.
- f) The surface of excavation work being kept wet to minimise dust.
- g) Landscaping incorporating trees, dense shrubs and grass being implemented as soon as practically possible to minimise dust.

Note: “*Dust Control - Do it right on site*” can be downloaded from Council’s website www.woollahra.nsw.gov.au or obtained from Council’s office.

Note: Special precautions must be taken when removing asbestos or lead materials from development sites. Additional information can be obtained from www.safework.nsw.gov.au and www.epa.nsw.gov.au. Other specific conditions and advice may apply.

Note: Demolition and construction activities may affect local air quality and contribute to urban air pollution. The causes are dust, smoke and fumes coming from equipment or activities, and airborne chemicals when spraying for pest management. Precautions must be taken to prevent air pollution.
Standard Condition: E23 (Autotext EE23)

E.17 Swimming and Spa Pools – Temporary Child Resistant Barriers and other Matters

Temporary child-resistant barriers must be installed in compliance with the *Swimming Pools Act 1992* and Building Code of Australia where any swimming pool or spa pool, as defined by the *Swimming Pools Act 1992*, contains more than 300mm in depth of water at any time.

Permanent child-resistant barriers must be installed in compliance with the *Swimming Pools Act 1992* and the Building Code of Australia as soon as practical.

Backwash and any temporary dewatering from any swimming pool or spa pool as defined by the *Swimming Pools Act 1992* must be discharged to the sewer in compliance with clause 10.9 (Figure 10.2) of AS/NZS 3500.2.2:1996.

Note: This condition does not prevent Council from issuing an order pursuant to section 23 of the *Swimming Pool Act 1992* or taking such further action as necessary for a breach of this condition or the *Swimming Pools Act 1992*.
Standard Condition: E26

E.18 Site Waste Minimisation and Management – Demolition

In order to maximise resource recovery and minimise residual waste from demolition activities:

- a) the provisions of the Site Waste Minimisation and Management Plan (SWMMP) are to be implemented at all times during the course of the work,

- b) an area is to be allocated for the storage of materials for use, recycling and disposal (giving consideration to slope, drainage, location of waterways, stormwater outlets, vegetation and access and handling requirements),
- c) provide separate collection bins and/or areas for the storage of residual waste,
- d) clearly 'signpost' the purpose and content of the bins and/or storage areas,
- e) implement measures to prevent damage by the elements, odour, health risks and windborne litter, and
- f) minimise site disturbance, limiting unnecessary excavation.

When implementing the SWMMP the Applicant must ensure:

- a) footpaths, public reserves and street gutters are not used as places to store demolition waste or materials of any kind without Council approval,
- b) any material moved offsite is transported in accordance with the requirements of the *Protection of the Environment Operations Act 1997*,
- c) waste is only transported to a place that can lawfully be used as a waste facility,
- d) generation, storage, treatment and disposal of hazardous waste and special waste (including asbestos) is conducted in accordance with relevant waste legislation administered by the NSW Environment Protection Authority, and relevant occupational health and safety legislation administered by SafeWork NSW, and
- e) evidence such as weighbridge dockets and invoices for waste disposal or recycling services are retained.

Note: Materials that have an existing reuse or recycling market should not be disposed of in a land fill. Reuse and recycling opportunities are decreased when asbestos is not carefully removed and segregated from other waste streams.

Standard Condition: E31 (Autotext EE31)

E.19 Site Waste Minimisation and Management – Construction

In order to maximise resource recovery and minimise residual waste from construction activities:

- a) the provisions of the Site Waste Minimisation and Management Plan (SWMMP) are to be implemented at all times during the course of the work,
- b) arrange for the delivery of materials so that materials are delivered 'as needed' to prevent the degradation of materials through weathering and moisture damage,
- c) consider organising to return excess materials to the supplier or manufacturer,
- d) allocate an area for the storage of materials for use, recycling and disposal (considering slope, drainage, location of waterways, stormwater outlets and vegetation),
- e) clearly 'signpost' the purpose and content of the storage areas,
- f) arrange contractors for the transport, processing and disposal of waste and recycling and ensure that all contractors are aware of the legal requirements for disposing of waste,
- g) promote separate collection bins or areas for the storage of residual waste,
- h) implement measures to prevent damage by the elements, odour and health risks, and windborne litter,
- i) minimise site disturbance and limit unnecessary excavation,
- j) ensure that all waste is transported to a place that can lawfully be used as a waste facility, and
- k) retain all records demonstrating lawful disposal of waste and keep them readily accessible for inspection by regulatory authorities such as Council, the NSW EPA or SafeWork NSW.

Standard Condition: E32 (Autotext EE32)

E.20 Asbestos Removal

All asbestos removal work must be carried out safely according to NSW work health and safety legislation.

Where hazardous material, including bonded or friable asbestos has been identified in accordance with the conditions in Section B above, and such material must be demolished, disturbed and subsequently removed, all such works must comply with the following criteria:

- a) Be undertaken by contractors who hold a current SafeWork NSW "demolition licence" and a current SafeWork NSW "Class A licence" for friable asbestos removal.
- b) Be carried out in accordance with the relevant SafeWork NSW codes of practice.
- c) No asbestos products may be reused on the site.
- d) No asbestos laden skip or bins shall be left in any public place.

Note: This condition is imposed to protect the health and safety of persons working on the site and the public
Standard Condition: E39

E.21 Classification of Hazardous Waste

Prior to the exportation of hazardous waste (including hazardous fill or soil) from the site, the waste materials must be classified in accordance with the provision of the *Protection of the Environment Operations Act 1997* and the NSW EPA *Waste Classification Guidelines, Part 1: Classifying Waste, 2014*.

Note: This condition is imposed to ensure that where hazardous waste will be removed from a site an asbestos licensed contractor can definitively determine where the waste may be legally taken for disposal.
Standard Condition: E40

E.22 Disposal of Asbestos and Hazardous Waste

Asbestos and hazardous waste, once classified in accordance with the hazardous waste classification condition above must only be transported to waste facilities licensed to accept asbestos and appropriate classifications of hazardous waste.

Note: This condition is imposed to ensure that asbestos and other hazardous waste is disposed of lawfully under the *Protection of the Environment Operations Act 1997* and relevant NSW EPA requirements.
Standard Condition: E41

E.23 Asbestos Removal Signage

Standard commercially manufactured signs containing the words "DANGER ASBESTOS REMOVAL IN PROGRESS" measuring not less than 400mm x 300mm are to be erected in prominent visible positions on the site when asbestos is being removed.

Note: This condition is imposed to ensure awareness of any hazard to the health and safety of persons working on the site and public.
Standard Condition: E42

E.24 Notification of Asbestos Removal

In addition to the requirements for licensed asbestos removalists to give written notice to SafeWork NSW all adjoining properties and those opposite the development site must be notified in writing of the dates and times when asbestos removal is to be conducted.

The notification is to identify the licensed asbestos removal contractor and include a contact person for the site together with telephone and facsimile numbers and email addresses.

Note: This condition has been imposed to ensure that local residents are informed and have adequate communication facilitated for incidents of asbestos removal.
Standard Condition: E43

E.25 Tree Preservation

All persons must comply with Chapter E.3 – Tree Management of Council’s Development Control Plan (DCP) 2015, other than where varied by this consent. The DCP applies to any tree with a height greater than 5 metres or a diameter spread of branches greater than 3 metres.

General Protection Requirements

- a) The TPZ must be maintained during all development work unless otherwise specified within these conditions of consent.
- b) Excavation must cease where tree roots with a diameter exceeding 50mm are exposed. The *principal contractor* must procure an inspection of the exposed tree roots by an arborist with a minimum AQF Level 5 qualification. Excavation must only recommence with the implementation of the recommendations of the arborist.
- c) Where there is damage to any part of a tree the *principal contractor* must procure an inspection of the tree by a qualified arborist immediately. The *principal contractor* must immediately implement treatment as directed by the arborist. The arborist is to supply a detailed report to the appointed certifier.

Note: Trees must be pruned in accordance with *Australian Standard AS 4373 “Pruning of Amenity Trees”* and *WorkCover NSW Code of Practice Amenity Tree Industry*.

E.26 Hand excavation within tree root zones

Excavation undertaken within the specified radius from the trunks of the following trees shall be hand dug.

Council Ref No	Species	Location	Radius from centre of trunk (metres)
1	<i>Jacaranda mimosifolia</i>	Rear Yard	4.1m
2	<i>Stenocarpus reticulatus</i>	Adj eastern boundary – within 1 Lawson St	5.2m
3	<i>Murraya paniculata</i>	Adj western boundary – within 5 Lawson St	2.4m

Small hand tools such as mattocks or using compressed air or water jetting only shall be used. Roots with a diameter equal to or in excess of 50mm shall not be severed or damaged unless approved in writing by the project arborist.

Mechanical excavation is permitted beyond this radius when root pruning by hand along the perimeter line is completed. Exposed roots to be retained shall be covered with mulch or a geotextile fabric and kept in a moist condition and prevented from drying out.

All root pruning must be undertaken in accordance with the Australian Standard 4373 “Pruning of Amenity Trees” and carried out by a qualified Arborist (minimum qualification of Australian Qualification Framework Level 5 or recognised equivalent).

The project arborist shall document compliance with the above condition.

E.27 Footings in the vicinity of trees

Footings for any structure within the specified radius from the trunks of the following trees shall be supported using an isolated pier and beam system.

Council Ref No	Species	Location	Radius from centre of trunk (metres)
1	<i>Jacaranda mimosifolia</i>	Rear Yard	4.1m
2	<i>Stenocarpus reticulatus</i>	Adj eastern boundary – within 1 Lawson St	5.2m
3	<i>Murraya paniculata</i>	Adj western boundary – within 5 Lawson St	2.4m

Excavations for installation of piers shall be located so that no tree root with a diameter equal to or in excess of 50mm is severed or damaged. The smallest possible area shall be excavated which allows construction of the pier. The beam is to be placed a minimum of 100mm above ground level and is to be designed to bridge all tree roots with a diameter equal to or in excess of 50mm.

The project arborist shall document compliance with the above condition.

E.28 Installation of stormwater pipes and pits in the vicinity of trees

Excavation for the installation of stormwater pipes and pits within the specified radius from the trunks of the following trees shall be hand dug.

Council Ref No	Species	Location	Radius from centre of trunk (metres)
1	<i>Jacaranda mimosifolia</i>	Rear Yard	4.1m
2	<i>Stenocarpus reticulatus</i>	Adj eastern boundary – within 1 Lawson St	5.2m
3	<i>Murraya paniculata</i>	Adj western boundary – within 5 Lawson St	2.4m

Any roots greater than 40mm diameter uncovered for the installation of stormwater pipes and pits shall not be severed and remain in situ bridging across the excavated trench. Pipes shall be guided under any roots greater than 40mm bridging across excavated trenches. Stormwater pits shall be positioned so that no roots greater than 40mm diameter are severed.

The project arborist shall document compliance with the above condition.

F. Conditions which must be satisfied prior to any occupation or use of the building (Part 6 of the Act and Part 8 Division 3 of the Regulation)

F.1 Occupation Certificate (section 6.9 of the Act)

A person must not commence occupation or use of the whole or any part of a new building (within the meaning of section 6.10 of the Act) unless an Occupation Certificate has been issued in relation to the building or part.

Note: New building includes an altered portion of, or an extension to, an existing building.
 Standard Condition: F1 (Autotext FF1)

F.2 Commissioning and Certification of Systems and Works

The Principal Contractor or Owner-builder must submit to the satisfaction of the Principal Certifier works-as-executed (WAE) plans, Compliance Certificates and evidence of suitability in accordance with Part A2.2 of the BCA confirming that the works, as executed and as detailed, comply with the requirement of this consent, the *Act*, the *Regulations*, any relevant construction certificate, the BCA and relevant Australian Standards.

Works-as-executed plans, Compliance Certificates and evidence of suitability in accordance with Part A2.2 of the BCA must include but may not be limited to:

- a) Certification from the supervising professional engineer that the requirement of the Geotechnical/Hydrogeological conditions and report recommendations were implemented and satisfied during development work.
- b) All flood protection measures.
- c) All garage/car park/basement car park, driveways and access ramps comply with Australian Standard AS 2890.1: *Off-Street car parking*.
- d) All stormwater drainage and storage systems.
- e) All mechanical ventilation systems.
- f) All hydraulic systems.
- g) All structural work.
- h) All acoustic attenuation work.
- i) All waterproofing.
- j) Such further matters as the Principal Certifier may require.

Note: This condition has been imposed to ensure that systems and works as completed meet development standards as defined by the *Act*, comply with the BCA, comply with this consent and so that a public record of works as execute is maintained.

Note: The PC may require any number of WAE plans, certificates, or other evidence of suitability as necessary to confirm compliance with the *Act*, *Regulation*, development standards, BCA, and relevant Australia Standards. As a minimum WAE plans and certification is required for stormwater drainage and detention, mechanical ventilation work, hydraulic services (including but not limited to fire services).

Note: The PC must submit to Council, with any Occupation Certificate, copies of WAE plans, Compliance Certificates and evidence of suitability in accordance with Part A2.2 of the BCA upon which the PC has relied in issuing any Occupation Certificate.
Standard Condition: F7 (Autotext FF7)

F.3 Swimming and Spa Pools – Permanent Child Resistant Barriers and other Matters

Prior to filling any swimming pool, as defined by the *Swimming Pools Act 1992*:

- a) Permanent child-resistant barriers must be installed in compliance with the *Swimming Pools Act 1992* and the Building Code of Australia.
- b) The swimming pool must be registered in accordance with section 30B of the *Swimming Pools Act 1992* on the NSW Government Swimming Pool Register.
- c) The Principal Contractor or Owner must either obtain a certificate of compliance issued pursuant to section 22D of the *Swimming Pools Act 1992* or an appropriate Occupation Certificate authorising use of the swimming pool.
- d) Public pools must comply with the *NSW Health Public Swimming Pool and Spa Pool Guidelines* in force at that time and private pools are encouraged to comply with the same standards as applicable.
- e) Water recirculation and filtration systems must be installed in compliance with AS 1926.3-2010: *Swimming pool safety - Water recirculation systems*.

Backwash must be discharged to the sewer in compliance with clause 10.9 (Figure 10.2) of AS/NZS 3500.2.2:1996.

Water recirculation and filtration systems must be connected to the electricity supply by a timer that limits the systems operation such that it does not operate before 8 am or after 8 pm on any Sunday or public holiday or before 7 am or after 8 pm on any other day.

Note: NSW Health guidelines and fact sheets are available at www.health.nsw.gov.au/environment/publicpools/Pages/default.aspx
Standard Condition: F13 (Autotext FF13)

F.4 Swimming Pool Fencing

Swimming pool fencing is to be constructed in accordance with AS1926-2012 Australian Standard Swimming Pool Safety Part 1 – *Safety Barriers for Swimming Pools*.

Note: Pools commenced or completed after May 2013 must meet Part 3.9.6 of the BCA AS1926.1-2012 and AS1926.2-2012
Standard Condition: F20 (Autotext FF20)

F.5 Amenity Landscaping

The *owner* or *principal contractor* must install all approved amenity landscaping (screen planting, soil stabilisation planting, etc.) prior to any occupation or use of the site.

Note: This condition has been imposed to ensure that the environmental impacts of the development are mitigated by approved landscaping prior to any occupation of the development.

G. Conditions which must be satisfied prior to the issue of any Subdivision Certificate

Nil.

H. Conditions which must be satisfied prior to the issue of the Occupation Certificate for the whole of the building

H.1 Fulfillment of BASIX Commitments – clause 154B of the *Regulation*

All BASIX commitments must be effected in accordance with the BASIX Certificate No. A501755.

Note: Clause 154B(2) of the *Environmental Planning and Assessment Regulation 2000* provides: "A *certifying authority* must not issue a final Occupation Certificate for a BASIX affected building to which this clause applies unless it is satisfied that each of the commitments whose fulfilment it is required to monitor has been fulfilled."
Standard Condition: H7 (Autotext HH7)

H.2 Removal of Ancillary Works and Structures

The Principal Contractor or Owner must remove from the land and any adjoining public place:

- a) the site sign,
- b) ablutions,
- c) hoarding,
- d) scaffolding, and
- e) waste materials, matter, article or thing.

Note: This condition has been imposed to ensure that all ancillary matter is removed prior to the issue of the Final Occupation Certificate.
Standard Condition: H12 (Autotext HH12)

H.3 Road Works (including footpaths)

The following works must be completed to the satisfaction of Council, in compliance with Council's *Specification for Roadworks, Drainage and Miscellaneous Works (2012)* unless expressly provided otherwise by these conditions at the Principal Contractor's or Owner's expense:

- a) stormwater pipes, pits and connections to public stormwater systems within the *road*,
- b) driveways and vehicular crossings within the *road*,
- c) removal of redundant driveways and vehicular crossings,
- d) new footpaths within the *road*,
- e) relocation of existing power/light pole,
- f) relocation/provision of street signs,
- g) new or replacement street trees,
- h) new footway verges, where a grass verge exists, the balance of the area between the footpath and the kerb or site boundary over the full frontage of the proposed development must be turfed. The grass verge must be constructed to contain a uniform minimum 75mm of friable growing medium and have a total cover of turf predominant within the street,
- i) new or reinstated kerb and guttering within the *road*, and
- j) new or reinstated road surface pavement within the *road*.

Note: Security held by Council pursuant to section 4.17(6) of the *Act* will not be release by Council until compliance has been achieved with this condition. An application for refund of security must be submitted with the Final Occupation Certificate to Council. This form can be downloaded from Council's website www.woollahra.nsw.gov.au or obtained from Council's customer service centre.

Standard Condition: H13 (Autotext HH13)

H.4 Positive Covenant and Works-As-Executed Certification of Stormwater Systems

Prior to issue of any Occupation Certificate, stormwater drainage works are to be certified by a professional engineer with works-as-executed drawings prepared by a registered surveyor and submitted, for approval by the Principal Certifying Authority, certifying:

- a) compliance with conditions of development consent relating to stormwater,
- b) the structural adequacy of the rainwater retention and reuse system and the pump out system,
- c) that a rainwater tank with minimum storage of 15.9m³ has been constructed in accordance with the approved stormwater plans,
- d) that runoff from all roof areas have been collected and directed to the as-built rainwater retention and reuse system which have plumbed into all toilet, laundry and garden irrigation etc,
- e) that only one stormwater outlet pipe has been constructed in accordance with the approved stormwater plans,
- f) that subsoil drainage/seepage water is NOT collected and discharged into the kerb and gutter,
- g) that the stormwater works have been constructed in accordance with the approved construction stormwater plans,
- h) pipe invert levels and surface levels to Australian Height Datum, and
- i) contours indicating the direction in which water will flow over land should the capacity of the pit be exceeded in a storm event exceeding design limits.

A positive covenant pursuant to section 88E of the *Conveyancing Act 1919* must be created on the title of the subject property, providing for the indemnification of Council from any claims or actions and for the on-going maintenance of the rainwater retention and reuse system, including any pumps and sumps incorporated in the development.

The wording of the Instrument must be in accordance with Council's standard format and the Instrument must be registered with the NSW Land Registry Services.

Note: The required wording of the Instrument can be downloaded from Council's website www.woollahra.nsw.gov.au. The PC must supply a copy of the WAE plans to Council together with the Occupation Certificate.

Note: Occupation Certificate must not be issued until this condition has been satisfied.
Standard Condition: H20 (Autotext HH20)

H.5 Landscaping

The *principal contractor* or *owner* must provide to *PCA* a works-as-executed landscape plan and certification from a qualified landscape architect/designer, horticulturist and/or arborist as applicable to the effect that the works comply with this consent.

Note: This condition has been imposed to ensure that all Landscaping work is completed prior to the issue of the Final Occupation Certificate.

I. Conditions which must be satisfied during the ongoing use of the development

I.1 Maintenance of BASIX Commitments

All BASIX commitments must be maintained in accordance with the BASIX Certificate No. A501755.

Note: This condition affects successors in title with the intent that environmental sustainability measures must be maintained for the life of development under this consent.
Standard Condition: I24

I.2 Ongoing Maintenance of the On-Site-Detention System

The owner(s) must in accordance with this condition and any positive covenant:

- a) permit stormwater to be temporarily retained and reused by the rainwater retention and reuse system;
- b) keep the systems clean and free of silt rubbish and debris;
- c) maintain renew and repair as reasonably required from time to time the whole or part of the system so that it functions in a safe and efficient manner;
- d) carry out the matters referred to in paragraphs (b) and (c) at the Owners expense;
- e) not make any alterations to the system or elements thereof without prior consent in writing of the Council and not interfere with the system or by its act or omission cause it to be interfered with so that it does not function or operate properly;
- f) permit the Council or its authorised agents from time to time upon giving reasonable notice (but at any time and without notice in the case of an emergency) to enter and inspect the land with regard to compliance with the requirements of this covenant;
- g) comply with the terms of any written notice issued by Council in respect to the requirements of this clause within the time stated in the notice; and
- h) where the Owner fails to comply with the Owner's obligations under this covenant, permit the Council or its agents at all times and on reasonable notice at the Owner's cost to enter the land with equipment, machinery or otherwise to carry out the works required by those obligations.

The Owner

- a) indemnifies the Council from and against all claims, demands, suits, proceedings or actions in respect of any injury, damage, loss, cost, or liability (**Claims**) that may be sustained, suffered, or made against the Council arising in connection with the performance of the Owner's obligations under this covenant except if, and to the extent that, the Claim arises because of the Council's negligence or default; and

- b) releases the Council from any Claim it may have against the Council arising in connection with the performance of the Owner's obligations under this covenant except if, and to the extent that, the Claim arises because of the Council's negligence or default.

Note: This condition has been imposed to ensure that owners are aware of require maintenance requirements for their stormwater systems.

Note: This condition is supplementary to the owner(s) obligations and Council's rights under any positive covenant.
Standard Condition: I29

I.3 Swimming and Spa Pools – Maintenance

Swimming and spa pools must be maintained:

- a) in compliance with the *Swimming Pools Act 1992* and the Building Code of Australia with regard to the provision of child-resistant barriers and resuscitation signs,
- b) in compliance with the NSW Health "Public Swimming Pools and Spa Pools Advisory Document" in force at that time. Private pools are encouraged to comply with the same standards as applicable,
- c) in compliance with AS 1926.3-2010 *Swimming pool safety - Water recirculation and filtration systems*,
- d) with backwash being discharged to the sewer in compliance with clause 10.9 (Figure 10.2) of AS/NZS 3500.2.2:1996, and
- e) with a timer that limits the recirculation and filtration systems operation such that it does not emit noise that can be heard within a habitable room in any other residential premises (regardless of whether any door or window to that room is open):
 - before 8 am or after 8 pm on any Sunday or public holiday, or
 - before 7 am or after 8 pm on any other day.

Note: Child-resistant barriers, resuscitation signs, recirculation and filtration systems and controls systems require regular maintenance to ensure that life safety, health and amenity standards are maintained.

Note: The NSW Health public swimming pools and spa pools guidelines are available at www.health.nsw.gov.au/environment/publicpools/Pages/default.aspx
Standard Condition: I30

I.4 Outdoor Lighting – Residential

Outdoor lighting must comply with AS 4282-1997: Control of the obtrusive effects of outdoor lighting. The maximum luminous intensity from each luminaire must not exceed the level 1 control relevant under table 2.2 of AS 4282. The maximum illuminance and the threshold limits must be in accordance with Table 2.1 of AS 4282.

This condition has been imposed to protect the amenity of neighbours and limit the obtrusive effects of outdoor lighting in public places.

Note: This condition has been imposed to control the obtrusive effects of outdoor lighting.
Standard Condition: I49

I.5 Noise Control

The use of the premises must not give rise to the transmission of *offensive noise* to any place of different occupancy. *Offensive noise* is defined in the *Protection of the Environment Operations Act 1997*.

This condition has been imposed to protect the amenity of the neighbourhood.

Note: Council will generally enforce this condition in accordance with the *Noise Guide for Local Government* (<http://www.environment.nsw.gov.au/noise/nlgq.htm>) and the *Industrial Noise Guidelines* (<http://www.environment.nsw.gov.au/noise/industrial.htm>) published by the Department of Environment and Conservation. Other state government authorities also regulate the *Protection of the Environment Operations Act 1997*.

Useful links:

Community Justice Centres—free mediation service provided by the NSW Government (www.cjc.nsw.gov.au).

Department of Environment and Conservation NSW, Noise Policy Section web page (www.environment.nsw.gov.au/noise).

New South Wales Government Legislation home page for access to all NSW legislation, including the *Protection of the Environment Operations Act 1997* and the *Protection of the Environment Noise Control Regulation 2017* (www.legislation.nsw.gov.au).

Australian Acoustical Society—professional society of noise-related professionals (www.acoustics.asn.au/index.php).

Association of Australian Acoustical Consultants—professional society of noise related professionals (www.aaac.org.au).

Department of Gaming and Racing - (www.dgr.nsw.gov.au).
Standard Condition: I56

I.6 Noise from Mechanical Plant and Equipment (including pool pumps and associated equipment)

The noise level measured at any boundary of the site at any time while the mechanical plant and equipment is operating must not exceed the *background noise level*. Where noise sensitive receivers are located within the site, the noise level is measured from the nearest strata, stratum or community title land and must not exceed *background noise level* at any time.

The *background noise level* is the underlying level present in the ambient noise, excluding the subject noise source, when extraneous noise is removed. For assessment purposes the background noise level is the $L_{A90, 15 \text{ minute}}$ level measured by a sound level meter.

Note: This condition has been imposed to protect the amenity of the neighbourhood.

Note: Words in this condition have the same meaning as in the *Noise Policy for Industry* (2017) [www.epa.nsw.gov.au/your-environment/noise/industrial-noise/noise-policy-for-industry-\(2017\)](http://www.epa.nsw.gov.au/your-environment/noise/industrial-noise/noise-policy-for-industry-(2017)) and *Noise Guide for Local Government* (2013) www.epa.nsw.gov.au/your-environment/noise/regulating-noise/noise-guide-local-government
Standard Condition: I59

I.7 Noise Control - Swimming pool/spa pool pumps and associated equipment

The swimming pool/spa pool pump(s) and associated equipment are not to operate during the hours stipulated in the *Protection of the Environment Operations (Noise Control) Regulation 2017* as follows:

- Before 8am or after 8pm during Saturdays, Sundays and public holidays;
- Before 7am or after 8pm on any other day.

J. Miscellaneous Conditions

Nil.

K. Advisings

K.1 Criminal Offences – Breach of Development Consent and Environmental Laws

Failure to comply with this development consent and any condition of this consent is a **criminal offence**. Failure to comply with other environmental laws is also a criminal offence.

Where there is any breach Council may without any further warning:

- a) Issue Penalty Infringement Notices (On-the-spot fines);
- b) Issue notices and orders;
- c) Prosecute any person breaching this consent; and/or
- d) Seek injunctions/orders before the courts to restrain and remedy any breach.

Warnings as to potential maximum penalties

Maximum penalties under NSW environmental laws include fines up to \$1.1 Million and/or custodial sentences for serious offences.

Warning as to enforcement and legal costs

Should Council have to take any action to enforced compliance with this consent or other environmental laws Council's policy is to seek from the Court appropriate orders requiring the payments of its costs beyond any penalty or remedy the Court may order.

This consent and this specific advice will be tendered to the Court when seeking costs orders from the Court where Council is successful in any necessary enforcement action.

Note: The payment of environmental penalty infringement notices does not result in any criminal offence being recorded. If a penalty infringement notice is challenged in Court and the person is found guilty of the offence by the Court, subject to section 10 of *the Crimes (Sentencing Procedure) Act 1999*, a criminal conviction is recorded. The effect of a criminal conviction beyond any fine is serious.

Standard Advising: K1 (Autotext KK1)

K.2 Dial Before You Dig



The Principal Contractor, Owner-builder or any person digging may be held financially responsible by the asset owner should they damage underground pipe or cable networks. Minimise your risk and dial 1100 Before You Dig or visit www.1100.com.au

When you contact Dial Before You Dig you will be sent details of all Dial Before You Dig members who have underground assets in the vicinity of your proposed excavation.

Standard Advising: K2 (Autotext KK2)

K.3 Builder's Licences and Owner-builders Permits

Section 6.6(2)(d) of the *Act* requires among other matters that the person having the benefit of the development consent, if not carrying out the work as an **owner-builder**, must appoint a Principal Contractor for residential building work who must be the holder of a contractor licence.

The Owner(s) must appoint the Principal Certifier. The Principal Certifier must check that the required insurances are in place before the commencement of building work. The Principal Contractor (builder) must provide the Owners with a certificate of insurance evidencing the contract of insurance under the *Home Building Act 1989* for the residential building work.

Note: For more information go to the NSW Fair Trading website
www.fairtrading.nsw.gov.au/housing-and-property/building-and-renovating
Standard Condition: K5 (Autotext KK5)

K.4 Building Standards - Guide to Standards and Tolerances

The Principal Certifier does not undertake detailed quality control inspections and the role of the Principal Certifier is primarily to ensure that the development proceeds in accordance with this consent, Construction Certificates and that the development is fit for occupation in accordance with its classification under the Building Code of Australia.

Critical Stage Inspections do not provide the level of supervision required to ensure that the minimum standards and tolerances specified by the "NSW Guide to Standards and Tolerances 2017" are achieved.

The quality of any development is a function of the quality of the Principal Contractor's or Owner-builder's supervision of individual contractors and trades on a daily basis during the development. The Principal Certifier does not undertake this role.

Council, as the Principal Certifier or otherwise, does not adjudicate building contract disputes between the Principal Contractor, contractors and the Owner.

Note: For more information on the *NSW Guide to Standards and Tolerances* go to the NSW Fair Trading website www.fairtrading.nsw.gov.au/housing-and-property/building-and-renovating/after-you-build-or-renovate/guide-to-standards-and-tolerances or call 133 220. Standard Condition: K6 (Autotext KK6)

K.5 SafeWork NSW Requirements

The *Work Health and Safety Act 2011* and subordinate regulations, codes of practice and guidelines control and regulate the development industry.

Note: For more information go to the SafeWork NSW website www.safework.nsw.gov.au or call 131 050.
Standard Condition: K7 (Autotext KK7)

K.6 Dividing Fences

The erection of dividing fences under this consent does not affect the provisions of the *Dividing Fences Act 1991*. Council does not adjudicate civil disputes relating to the provision of, or payment for, the erection of dividing fences.

Note: Further information can be obtained from the NSW Civil and Administrative Tribunal
www.ncat.nsw.gov.au/Pages/cc/Divisions/dividing_fences.aspx

Note: Community Justice Centres provide a free mediation service to the community to help people resolve a wide range of disputes, including dividing fences matters. Their service is free, confidential, voluntary, timely and easy to use. Mediation sessions are conducted by two impartial, trained mediators who help people work together to reach an agreement. Around 75% of mediations result in an agreement being reached. Mediation sessions can be arranged at convenient times during the day, evening or weekends. To contact the Community Justice Centres go to www.cjc.nsw.gov.au or call 1800 990 777.
Standard Advising: K10 (Autotext KK10)

K.7 Appeal

Council is always prepared to discuss its decisions and, in this regard, please do not hesitate to contact Valdis Aleidzans, Assessment Officer, on (02) 9391 7159.

However, if you wish to pursue your rights of appeal in the Land and Environment Court you are advised that Council generally seeks resolution of such appeals through a section 34 Conference, site hearings and the use of Court Appointed Experts, instead of a full Court hearing.

This approach is less adversarial, it achieves a quicker decision than would be the case through a full Court hearing and it can give rise to considerable cost and time savings for all parties involved. The use of the section 34 Conference approach requires the appellant to agree, in writing, to the Court appointed commissioner having the full authority to completely determine the matter at the conference.

Standard Condition: K14 (Autotext KK14)

K.8 Release of Security

An application must be made to Council by the person who paid the security for release of the securities held under section 4.17 of the *Act*.

The securities will not be released until a Final Occupation Certificate has been lodged with Council, Council has inspected the site and Council is satisfied that the public works have been carried out to Council's requirements. Council may use part or all of the security to complete the works to its satisfaction if the works do not meet Council's requirements.

Council will only release the security upon being satisfied that all damage or all works, the purpose for which the security has been held have been remedied or completed to Council's satisfaction as the case may be.

Council may retain a portion of the security to remedy any defects in any such public work that arise within 6 months after the work is completed.

Upon completion of each section of road, drainage and landscape work to Council's satisfaction, 90% of the bond monies held by Council for these works will be released upon application. 10% may be retained by Council for a further 6 month period and may be used by Council to repair or rectify any defects or temporary works during the 6 month period.

Note: The Refund of Security Bond Application form can be downloaded from

www.woollahra.nsw.gov.au

Standard Condition: K15 (Autotext KK15)

K.9 Recycling of Demolition and Building Material

It is estimated that building waste, including disposable materials, resulting from demolition, excavation, construction and renovation, accounts for almost 70% of landfill. Such waste is also a problem in the generation of dust and the pollution of stormwater. Council encourages the recycling of demolition and building materials.

Standard Condition: K17 (Autotext KK17)

K.10 Owner-builders

Under the *Home Building Act 1989* any property owner who intends undertaking construction work to a dwelling house or dual occupancy to the value of \$12,000 or over must complete an approved education course and obtain an owner-builder permit from NSW Fair Trading.

Note: For more information go to the NSW Fair Trading website www.fairtrading.nsw.gov.au or call 133 220.

Standard Condition: K18 (Autotext KK18)

K.11 Pruning or Removing a Tree Growing on Private Property

The provisions of State Environmental Planning Policy (Vegetation in Non-Rural Areas) 2017 and the Woollahra Development Control Plan 2015 (DCP), Chapter E3 –Tree Management, may require that an application be made to Council prior to pruning or removing any tree. The aim is to secure the amenity of trees and preserve the existing landscape within our urban environment.

Before you prune or remove a tree, make sure you read all relevant conditions. You can obtain a copy of the Woollahra DCP from Council's website www.woollahra.nsw.gov.au or call Council on 9391 7000 for further advice.

Standard Condition: K19 (Autotext KK19)

K.12 Dilapidation Report

Please note the following in relation to the condition for a dilapidation report:

- a) The dilapidation report will be made available to affected property owners on requested and may be used by them in the event of a dispute relating to damage allegedly due to the carrying out of the development.
- b) This condition cannot prevent neighbouring buildings being damaged by the carrying out of the development.
- c) Council will not be held responsible for any damage which may be caused to adjoining buildings as a consequence of the development being carried out.
- d) Council will not become directly involved in disputes between the developer, its contractors and the owners of neighbouring buildings.
- e) In the event that access for undertaking the dilapidation survey is denied the Applicant is to demonstrate in writing to the satisfaction of the Principal Certifier that all reasonable steps were taken to obtain access to the adjoining property. The dilapidation report will need to be based on a survey of what can be observed externally.

Standard Advising: K23 (Autotext KK23)

K.13 Roads Act 1993 Application

Works or structures over, on or under public roads or footpaths are subject to sections 138, 139 and 218 of the *Roads Act 1993* and specifically:

- Construction of driveways and/or new or alterations to footpath paving
- Alteration and/or extension to Council drainage infrastructure
- Alteration and/or addition of retaining walls
- Pumping of water to Council's below ground stormwater system
- Installation of soil/rock anchors under the roadway
- Installation of Stormwater outlet pipes across the nature strip

An "Application to Carry Out Works in a Public Road" form must be completed and lodged, with the application fee, at Council's Customer Services. Detailed plans and specifications of all works (including but not limited to structures, road works, driveway crossings, footpaths and stormwater drainage etc) within existing roads, must be attached, submitted to and approved by Council under section 138 of the *Roads Act 1993*, before the issue of any Construction Certificate.

Detailed engineering plans and specifications of the works required by this condition must accompany the application form. The plans must clearly show the following:

- Engineering drawings (plan, sections and elevation views) and specifications of the footpath, driveways, kerb and gutter, new gully pit showing clearly the connection point of site outlet pipe(s). Note, the connection drainage lines must be as direct as possible and generally run perpendicular to the kerb alignment.
- Engineering drawings of the new drainage line to be constructed joining the new and existing drainage pits including services.

All driveways must include a design longitudinal surface profile for the proposed driveway for assessment. The driveway profile is to start from the road centreline and be along the worst case edge of the proposed driveway. Gradients and transitions must be in accordance with clause 2.5.3, 2.6 of AS 2890.1 – 2004, Part 1 – *Off-street car parking*. The driveway profile submitted to Council must be to (1:25) scale (for template checking purposes) and contain all relevant details: reduced levels, proposed grades and distances.

The existing footpath level and grade at the street alignment of the property must be maintained unless otherwise specified by Council. Your driveway levels are to comply with AS2890.1 and Council's Standard Drawings. There may be occasions where these requirements conflict with your development and you are required to carefully check the driveway/garage slab and footpath levels for any variations.

Note: Any adjustments required from the garage slab and the street levels are to be carried out internally on private property

Drainage design works must comply with the Woollahra DCP 2015 Chapter E2 – Stormwater and Flood Risk Management.

Temporary ground anchors may be permitted, in accordance with Council's "Rock Anchor Policy".

Services: Prior to any excavation works, the location and depth of all public utility services (telephone, cable TV, electricity, gas, water, sewer, drainage, etc.) must be ascertained. The Applicant shall be responsible for all public utility adjustment/relocation works, necessitated by the development work and as required by the various public utility authorities and/or their agents.

All public domain works must comply with the latest version of Council's "*Specification for Roadworks, Drainage and Miscellaneous Works*" unless expressly provided otherwise by these conditions. This specification and the application form can be downloaded from www.woollahra.nsw.gov.au.

Note: To ensure that this work is completed to Council's satisfaction, this consent by separate condition, may impose one or more Infrastructure Works Bonds.

Note: When an application under the *Roads Act* is required, then four (4) weeks is to be allowed for assessment.

Note: *road* has the same meaning as in the *Roads Act 1993*.

Note: The intent of this condition is that the design of the road, footpaths, driveway crossings and public stormwater drainage works must be detailed and approved prior to the issue of any Construction Certificate. Changes in levels may arise from the detailed design of buildings, road, footpath, driveway crossing grades and stormwater. Changes required under *Road Act 1993* approvals may necessitate design and levels changes under this consent. This may in turn require the Applicant to seek to amend this consent.

Standard Advising: K24 (Autotext KK24)

Note: *In accordance with the Woollahra Local Planning Panel Operational Procedures the votes are recorded on this planning matter.*

For the Motion

Graham Brown
Philippa Frecklington
Ronald Schaffer
Heather Warton

4/0

Against the Motion

Nil

ITEM No.	D5
FILE No.	DA216/2021/3
ADDRESS	142 Bellevue Road, Bellevue Hill
PROPOSAL	Alterations and additions to the approved residential flat building (under DA344/2019) for 8 additional units, 2 new car lifts, removal of the approved swimming pool and associated works

Note: Late correspondence was tabled by Councillor Merrill Witt.

Reasons for Decision

The Panel has undertaken a site inspection, considered the late correspondence and reviewed the assessment report prepared by Council officers that addresses the relevant matters detailed in Section 4.15 of the Environmental Planning and Assessment Act 1979.

For the reasons generally in the assessment report, the Panel is satisfied that the application be refused subject to the reasons for refusal.

Resolved: Pursuant to Section 4.55 of the Environmental Planning and Assessment Act, 1979

THAT the Woollahra Local Planning Panel, exercising the functions of Council, as the consent authority, refuse to modify development consent to Development Application No. 216/2021/1 for alterations and additions to the approved residential flat building (under DA344/2019) for 8 additional units, 2 new car lifts, removal of the approved swimming pool and associated works on land at 142 Bellevue Road Bellevue Hill, for the following reasons:

1. SEPP (Housing) 2021

- a) The proposed modifications are inconsistent with the aim in Clause 142(1)(b) of the SEPP (Housing) 2021 as the bulk and scale of the proposed substation represent an intrusive element within the Bellevue Road streetscape.
- b) The proposed modifications are inconsistent with the following design principles for residential apartment development in Schedule 9 of the State Environmental Planning Policy (Housing) 2021:
 - i) Schedule 1, Principle 1: Context and Neighbourhood Character - The bulk and scale of the proposed substation represent an intrusive element within the Bellevue Road streetscape. The location of the proposed substation will potentially impact upon the Tree Root Zone (TRZ) of the mature Jacaranda tree. The proposed substation therefore fails to contribute positively to the area's character and does not ensure that the character of the local built environment is maintained or enhanced.
 - ii) Schedule 1, Principle 2: Built Form and Scale - The bulk and scale of the proposed substation represent an intrusive element within the Bellevue Road streetscape. The proposed substation is considered to be excessive in bulk and scale and is inconsistent with the streetscape in this locality. The proposed substation will not achieve an appropriate built form that fits into its context.
 - iii) Schedule 1, Principle 5: Landscape – The proposed modifications are unsatisfactory due to unacceptable impacts to the Jacaranda tree (T40) located adjacent the north-eastern (Bellevue Road) boundary and therefore fails to ensure that the landscaped areas outside the building envelope contribute to the streetscape and amenity in this locality.

2. Apartment Design Guide

The proposal is inconsistent with the objectives outlined in following Parts of the Apartment Design Guide:

- 3C – Public Domain Interface

3. Woollahra Local Environmental Plan 2014 (WLEP 2014) Part 1 Clause 1.2: Aims of Plan

The proposed modifications are inconsistent with the aims in Part 1.2(2) because:

- It does not protect amenity and the natural environment, as required in sub-clause (g),
- It does not to ensure development achieves the desired future character of the area, as required in sub-clause (l),
- It does not encourage the retention of trees as part of development, as required in sub-clause (n).

4. Woollahra Local Environmental Plan 2014 (WLEP 2014) Land Use Table

The proposed modifications are inconsistent with the relevant objectives of the R3 Medium Density Residential zone because:

- The proposed modifications do not achieve the desired future character of the neighbourhood.
- The proposed modifications do not conserve and enhance tree canopy cover.

5. Woollahra Local Environmental Plan 2014 – Clause 4.3 Height of Buildings

Insufficient information has been provided to determine whether the proposed modifications breach the permitted 10.5m height of buildings development standard prescribed in Part 4.3 of the Woollahra LEP 2014. Specifically, it appears the lift overrun has been extended beyond the permitted height of buildings development standard.

6. Woollahra Local Environmental Plan 2014 – Clause 6.9 - Tree canopy cover in Zones R2 and R3

The proposed development has not demonstrated that it will avoid, minimise or mitigate adverse impacts on the existing tree canopy therefore it does not comply with Clause 6.9 of WLEP 2014.

7. Woollahra Development Control Plan 2015 (WDCP 2015), Chapter B1 Residential Precincts

a. Part B1.2: Bellevue Hill North Residential Precinct

The proposed modifications do not achieve consistency with regard to the desired future character Objectives O1, O7 and O8 prescribed in Part B1.8.2 of the WDCP 2015.

8. WDCP 2015, Chapter B3 General Development Controls

a. Part B3.5.1: Streetscape and Local Character

The proposed modifications do not comply with Controls C1, C2 & C4 and does not achieve the underlying Objectives O1-O3 outlined in Part B3.5.1 of the WDCP 2015.

b. Part B3.7.1: Landscaped area and private open space

The proposed modifications do not comply with Controls C14 and C18 and does not achieve the underlying Objectives O1, O7 & O8 outlined in Part B3.7.1 of the WDCP 2015.

c. Part B3.7.3: Site facilities (Substation)

The proposed modifications relating to the proposed substation do not comply with Controls C14, C15, C17 and C18 and does not achieve the underlying Objectives O12, O13, O15 & O16 outlined in Part B3.7.3: *Site facilities* of the WDCP 2015.

9. WDCP 2015, Chapter E3: Tree Management

The proposal does not achieve consistency with the underlying Objectives O3, O4 and O5 outlined in Part E3.1.3 Chapter E3 of the WDCP 2015.

10. Insufficient/Inadequate/Inconsistent information

Inadequate information has been submitted to enable a full and accurate assessment of the proposal against the relevant considerations pursuant to Section 4.15 of the Environmental Planning and Assessment Act 1979.

Particulars

a) Arboricultural Impact Assessment

An Arboricultural Impact Assessment report must be provided with the application where incursions within TPZ areas are proposed and must include exploratory root mapping along the line of any proposed incursions.

b) Revised Architectural Plans

- i. A long section through the internal lift and lift overrun (serving the northern section of the development) must be provided to determine if the proposed lift overrun exceeds the Height of buildings development standard.
- ii. The Architectural Plans are to be revised to clearly show Tree 40 (Jacaranda tree) on all relevant plans.
- iii. The Architectural Plans are to be amended to include a re-location of the substation, any other proposed structures and hard surfaces so that they are located outside the TPZ area of Tree 40 (Jacaranda tree) and other trees to be retained or represent only a minimal incursion into the TPZ area of trees to be retained.
- iv. The Architectural Plans are to be revised to delete all piling works shown along the Bellevue Road boundary of the subject site.

Note: In accordance with the Woollahra Local Planning Panel Operational Procedures the votes are recorded on this planning matter.

For the Motion

Graham Brown
Philippa Frecklington
Ronald Schaffer
Heather Warton

Against the Motion

Nil

4/0

There being no further business the meeting concluded at 1.06pm.

We certify that the pages numbered 1 to 149 inclusive are the Minutes of the Woollahra Local Planning Panel (Electronic Meeting) Meeting held on 16 May 2024 and confirmed by all Panel members of the Woollahra Local Panel on 20 May 2024 as correct.

Chairperson

Secretary of Committee

Expert

Expert

Community Representative