




# Application Assessment Panel

Tuesday 24 September 2024  
3.00pm

## Minutes





# Application Assessment Panel Minutes

**Tuesday 24 September 2024**

## Table of Contents

<b>Item</b>	<b>Subject</b>	<b>Pages</b>
D1	Confirmation of Minutes of Meeting held on 3 September 2024 .....	4
D2	DA26/2024/1 - 3 Cranbrook Road, Bellevue Hill .....	4
D3	DA 196/2024/1 2-12 Eastbourne Road DARLING POINT .....	66

# Application Assessment Panel

## Minutes of the Meeting held on 24 September 2024 at 3.00pm

Present:                    Scott Pedder                    (Director – Planning & Place) (Chair)  
                                 Ben Horn                        (Acting Director Corporate Performance)  
                                 Craig Jenner                    (Acting Manager Compliance & Enforcement)

Staff:                        Valdis Aleidzans                (Senior Assessment Officer)  
                                 David Booth                      (Senior Assessment Officer)  
                                 Max Moratelli                    (Team Leader)  
                                 Carolyn Nurmi                    (Governance Officer)

Also in Attendance:    Nil

---

## **1. Opening**

The Chair declared the Application Assessment Panel Meeting of 24 September 2024 open and welcomed Panel members, staff and members of the public who are watching and listening to this meeting.

## **2. Acknowledgement of Country (Gadigal People and Birrabirragal People)**

The Chair read the following Acknowledgement of Country:

*I would like to acknowledge that we are here today on the land of the Gadigal and Birrabirragal people, the traditional custodians of the land. On behalf of Woollahra Council, I acknowledge Aboriginal or Torres Strait Islander people attending today and I pay my respects to Elders past, present and emerging.*

## **3. Leave of Absence and Apologies**

Nil

## **4. Late Correspondence**

Nil

## **5. Disclosures of Interest**

Nil

---

**Item No:** D1 Delegated to Committee  
**Subject:** **CONFIRMATION OF MINUTES OF MEETING HELD ON 3 SEPTEMBER 2024**  
**Author:** Sue O'Connor, Governance Officer  
**File No:** 24/166986  
**Purpose of the Report:** The Minutes of the Application Assessment Panel of 3 September 2024 were previously circulated. In accordance with the guidelines for Committees' operations it is now necessary that those Minutes be formally taken as read and confirmed.  
**Alignment to Delivery Program:** Strategy 11.3: Ensure effective and efficient governance and risk management.

**(Jenner/Horn)**

**Resolved:**

THAT the Minutes of the Application Assessment Panel Meeting of 3 September 2024 be taken as read and confirmed.

---

**ITEM No.** D2  
**FILE No.** DA26/2024/1  
**ADDRESS PROPOSAL** 3 Cranbrook Road, Bellevue Hill  
Demolition of existing ancillary structures, alterations and additions to an existing heritage listed dwelling house including demolition works, an excavated basement/lower level containing garaging and a swimming pool, a podium level with a landscaped roof, a west wing addition and landscaping works

**Note:** Shona Martyn and Emma Jane-Elliott, Objector and William Smart and Nik Dunoski, Architects addressed the Panel.

**Note:** The Panel amended Condition B.6 (Dilapidation Reports for Existing Buildings).

### **Reasons for Decision**

The application has been assessed within the framework of the matters for consideration under section 4.15(1) of the Environmental Planning and Assessment Act 1979 and is recommended for approval because it is considered that:

- it is satisfactory with regard to all relevant planning policies including the provisions of WLEP 2014 and WDCP 2015 subject to conditions;
- it does not have the potential for significant adverse impacts upon the local built and natural environment including streetscape and residential amenity subject to conditions;
- it will not have any significant adverse social and economic impacts upon the locality;
- the site is suitable for the proposed development, as conditioned; and
- the proposal is not contrary to the public interest.

**(Jenner/Horn)**

**Resolved: Pursuant to Section 4.16 of the Environmental Planning and Assessment Act 1979**

THAT the Council, is satisfied that the matters required to be addressed under Clause 4.6(4) of the Woollahra Local Environmental Plan 2014 have been adequately demonstrated and that consent may be granted to the development application, which contravenes the height of buildings and floor space ratio development standards prescribed under Clauses 4.3 and 4.4 of Woollahra LEP 2014 respectively.

AND

THAT the Council, as the consent authority, grant development consent to Development Application No. 26/2024/1 for the demolition of existing ancillary structures, alterations and additions to an existing heritage listed dwelling house including demolition works, an excavated basement/lower level containing garaging and a swimming pool, a podium level with a landscaped roof, a west wing addition and landscaping works on land at 3 Cranbrook Road Bellevue Hill, subject to the following conditions:

**A. GENERAL CONDITIONS**

<b>A. 1.</b>	<p><b>Conditions</b></p> <p>Consent is granted subject to the following conditions imposed under section 4.16 of the Environmental Planning and Assessment Act 1979 (“the Act”), and the provisions of the Environmental Planning and Assessment Regulation 2021 (“the Regulations”) and the provisions of the Environmental Planning and Assessment (Development Certification and Fire Safety) Regulation 2021 (“the Development Certification and Fire Safety Regulations”), such conditions being reasonable and relevant to the development as assessed under section 4.15 of the Act.</p> <p><b>Notes:</b></p> <ul style="list-style-type: none"><li>• Failure to comply with this development consent and any condition of this consent is a criminal offence. Failure to comply with other environmental laws is also a criminal offence.</li><li>• Where there is any breach Council may without any further warning:<ul style="list-style-type: none"><li>a) Issue Penalty Infringement Notices (On-the-spot fines);</li><li>b) Issue notices and orders;</li><li>c) Prosecute any person breaching this consent; and/or</li><li>d) Seek injunctions/orders before the courts to restrain and remedy any breach.</li></ul></li><li>• Maximum penalties under NSW environmental laws include fines up to \$1.1 Million and/or custodial sentences for serious offences.</li><li>• Should Council have to take any action to enforced compliance with this consent or other environmental laws Council’s policy is to seek from the Court appropriate orders requiring the payments of its costs beyond any penalty or remedy the Court may order.</li><li>• This consent and this specific advice will be tendered to the Court when seeking costs orders from the Court where Council is successful in any necessary enforcement action.</li><li>• The payment of environmental penalty infringement notices does not result in any criminal offence being recorded. If a penalty infringement notice is challenged in Court and the person is found guilty of the offence by the Court, subject to section 10 of the Crimes (Sentencing Procedure) Act 1999, a criminal conviction is recorded. The effect of a criminal conviction beyond any fine is serious.</li></ul> <p><b>Condition Reason:</b> To ensure all parties are aware of the relevant legislation that applies to the development.</p>
--------------	---

<b>A. 2.</b>	<p data-bbox="311 197 470 230"><b>Definitions</b></p> <p data-bbox="311 264 1428 365">Unless specified otherwise, words have the same meaning as defined by the <i>Act</i>, the <i>Regulations</i>, the <i>Development Certification and Fire Safety Regulations</i> and the <i>Interpretation Act 1987</i> as in force at the date of consent.</p> <p data-bbox="311 398 933 432"><b>Applicant</b> means the applicant for this consent.</p> <p data-bbox="311 465 1428 533"><b>Approved Plans</b> mean the plans endorsed by Council referenced by this consent as amended by conditions of this consent.</p> <p data-bbox="311 566 1364 633"><b>Local native plants</b> means species of native plant endemic to Sydney's eastern suburbs.</p> <p data-bbox="311 667 1268 701"><b>Owner-builder</b> has the same meaning as in the <i>Home Building Act 1989</i>.</p> <p data-bbox="311 734 933 768"><b>PC</b> means the Principal Certifier under the <i>Act</i>.</p> <p data-bbox="311 801 1444 902"><b>Principal Contractor</b> has the same meaning as in the <i>Act</i>, or where a Principal Contractor has not been appointed by the Owner of the land being developed Principal Contractor means the Owner of the land being developed.</p> <p data-bbox="311 936 1125 969"><b>Professional engineer</b> has the same meaning as in the <i>BCA</i>.</p> <p data-bbox="311 1003 1300 1037"><b>Public place</b> has the same meaning as in the <i>Local Government Act 1993</i>.</p> <p data-bbox="311 1070 1045 1104"><b>Road</b> has the same meaning as in the <i>Roads Act 1993</i>.</p> <p data-bbox="311 1137 1428 1205"><b>SEE</b> means the final version of the Statement of Environmental Effects lodged by the Applicant.</p> <p data-bbox="311 1238 1109 1272"><b>Site</b> means the land being developed subject to this consent.</p> <p data-bbox="311 1305 1444 1440"><b>Site work</b> means any work that is physically carried out on the land to which the development the subject of this development consent is to be carried out, including but not limited to building work, subdivision work, demolition work, clearing of vegetation or remediation work.</p> <p data-bbox="311 1473 1189 1507"><b>Woollahra LEP</b> means <i>Woollahra Local Environmental Plan 2014</i></p> <p data-bbox="311 1541 1204 1574"><b>Woollahra DCP</b> means <i>Woollahra Development Control Plan 2015</i></p> <p data-bbox="311 1608 917 1641"><b>Work</b> for the purposes of this consent means:</p> <ul data-bbox="311 1653 1444 2067" style="list-style-type: none"><li>• the use of land in connection with development,</li><li>• the subdivision of land,</li><li>• the erection of a building,</li><li>• the carrying out of any work,</li><li>• the use of any site crane, machine, article, material, or thing,</li><li>• the storage of waste, materials, site crane, machine, article, material, or thing,</li><li>• the demolition of a building,</li><li>• the piling, piercing, cutting, boring, drilling, rock breaking, rock sawing or excavation of land,</li><li>• the delivery to or removal from the <i>site</i> of any machine, article, material, or thing, or</li><li>• the occupation of the <i>site</i> by any person unless authorised by an occupation certificate.</li></ul>
--------------	--



**Condition Reason:** To ensure all parties are aware of the relevant definitions.

**A. 3. Approved Plans and Supporting Documents**

Those with the benefit of this consent must carry out all work and maintain the use and works in accordance with both the architectural plans to which is affixed a Council stamp “Approved” and supporting documents listed below unless modified by any following condition.

Where the plans relate to alterations or additions only those works shown in colour or highlighted are approved.

Reference	Description	Author	Date
DA000 Rev A	Architectural drawings	Smart Design Studio	01/12/2023
DA002 Rev A			01/12/2023
DA050 Rev A			01/12/2023
DA051 Rev A			01/12/2023
DA052 Rev A			01/12/2023
DA053 Rev A			01/12/2023
DA100 Rev A			01/12/2023
DA101 Rev A			01/12/2023
DA102 Rev A			01/12/2023
DA103 Rev B			05/07/2024
DA400 Rev A			01/12/2023
DA401 Rev A			01/12/2023
DA402 Rev A			01/12/2023
DA403 Rev B			05/07/2024
DA450 Rev B			08/08/2024
DA451 Rev B			08/08/2024
DA452 Rev B			08/08/2024
Material sample board	Material sample board	N/A	N/A
Arboricultural Impact Appraisal and Method Statement	Arboricultural Impact Assessment Report	Naturally Trees	17/08/2023
LDA-01 Issue D LDA-02 Issue D LDA-03 Issue D LDA-04 Issue D LDA-05 Issue D LDA-06 Issue D	Landscape plans	Fieldwork	09/05/2024
2023-119	Geotechnical Report	Crozier Geotechnical Consultants	23/10/2023
23094 DA1.01-Rev 5 DA3.01-Rev 5 DA4.01-Rev 5 DA4.02-Rev 5 DA4.03-Rev 5 DA4.06-Rev 5 DA4.07-Rev 5	Stormwater Management Plans	Sparks and Partners	25/10/2023 25/10/2023 25/10/2023 25/10/2023 25/10/2023 25/10/2023 25/10/2023

**Notes:**

- Warning to Principal Certifier – You must always insist on sighting the original Council stamped approved plans. You must not rely solely upon the plan reference numbers in this condition. Should the Applicant not be able to provide you with the original copy Council will provide you with access to its files so you may review our original copy of the approved plans.
- These plans and supporting documentation may be subject to conditions imposed under section 4.17(1)(g) of the Act modifying or amending the development.

	<b>Condition Reason:</b> To ensure all parties are aware of the approved plans and supporting documentation that applies to the development.																													
A. 4.	<b>Ancillary Aspects of Development (section 4.17(2) of the Act)</b>																													
	The Owner must procure the repair, replacement or rebuilding of all road pavement, kerb, gutter, footway, footpaths adjoining the site or damaged as a result of work under this consent or as a consequence of work under this consent. Such work must be undertaken to Council's satisfaction in accordance with Council's Specification for Roadworks, Drainage and Miscellaneous Works (2012) unless expressly provided otherwise by these conditions at the Owner's expense.																													
	<p><b>Notes:</b></p> <ul style="list-style-type: none"> <li>This condition does not affect the Principal Contractor's or any sub-contractors obligations to protect and preserve public infrastructure from damage or affect their liability for any damage that occurs.</li> </ul>																													
	<b>Condition Reason:</b> To ensure all parties are aware of works required to public infrastructure and to ensure payment for works.																													
A. 5.	<b>No Underpinning works</b>																													
	This development consent does NOT give approval to any works outside the boundaries of the subject property including any underpinning works to any structures on adjoining properties.																													
	<b>Condition Reason:</b> To ensure all works are located within the boundaries of the site and to confirm that no consent is granted for underpinning works to any structures on adjoining properties.																													
A. 6.	<b>Tree Preservation and Landscaping Works</b>																													
	While site work is being carried out, all landscape works must be undertaken in accordance with the approved landscape plan, arborist report, tree management plan and transplant method statement as applicable.																													
	<p>a) The following trees must be retained:</p> <table border="1"> <thead> <tr> <th>Council Ref No</th> <th>Species</th> <th>Location</th> <th>Dimension (metres)</th> </tr> </thead> <tbody> <tr> <td>32</td> <td><i>Callistemon viminalis</i></td> <td rowspan="4">Refer to the Arboricultural Impact Assessment prepared by Naturally Trees dated 17/8/23 for tree numbers and locations</td> <td>8 x 5</td> </tr> <tr> <td>33</td> <td><i>Banksia serrata</i></td> <td>4 x 3</td> </tr> <tr> <td>34</td> <td><i>Tristaniopsis laurina</i></td> <td>5 x 3</td> </tr> <tr> <td>35</td> <td><i>Howea forsteriana</i></td> <td>4 x 3</td> </tr> </tbody> </table> <p>The tree/s required to be retained must appear coloured green on the Construction Certificate plans.</p> <p>b) The following trees may be removed:</p> <table border="1"> <thead> <tr> <th>Council Ref No</th> <th>Species</th> <th>Location</th> <th>Dimension (metres)</th> </tr> </thead> <tbody> <tr> <td>1</td> <td><i>Castanospermum australe</i></td> <td rowspan="2"></td> <td>12 x 9</td> </tr> <tr> <td>2</td> <td><i>Cinnamomum camphora</i></td> <td>16 x 20</td> </tr> </tbody> </table>			Council Ref No	Species	Location	Dimension (metres)	32	<i>Callistemon viminalis</i>	Refer to the Arboricultural Impact Assessment prepared by Naturally Trees dated 17/8/23 for tree numbers and locations	8 x 5	33	<i>Banksia serrata</i>	4 x 3	34	<i>Tristaniopsis laurina</i>	5 x 3	35	<i>Howea forsteriana</i>	4 x 3	Council Ref No	Species	Location	Dimension (metres)	1	<i>Castanospermum australe</i>		12 x 9	2	<i>Cinnamomum camphora</i>
Council Ref No	Species	Location	Dimension (metres)																											
32	<i>Callistemon viminalis</i>	Refer to the Arboricultural Impact Assessment prepared by Naturally Trees dated 17/8/23 for tree numbers and locations	8 x 5																											
33	<i>Banksia serrata</i>		4 x 3																											
34	<i>Tristaniopsis laurina</i>		5 x 3																											
35	<i>Howea forsteriana</i>		4 x 3																											
Council Ref No	Species	Location	Dimension (metres)																											
1	<i>Castanospermum australe</i>		12 x 9																											
2	<i>Cinnamomum camphora</i>		16 x 20																											

3	<i>Olea europaea</i> subsp. <i>cuspidata</i> *	Refer to the Arboricultural Impact Assessment prepared by Naturally Trees dated 17/8/23 for tree numbers and locations.	5 x 4
4	<i>Olea europaea</i> subsp. <i>cuspidata</i> *		6 x 5
5	<i>Brachychiton acerifolius</i>		10 x 4
6	<i>Cinnamomum camphora</i>		15 x 15
7	<i>Castanospermum australe</i>		12 x 4
8	<i>Castanospermum australe</i>		12 x 6
9	<i>Castanospermum australe</i>		12 x 6
10	<i>Castanospermum australe</i>		12 x 6
11	<i>Eucalyptus saligna</i>		20 x 15
12	<i>Ficus coronata</i>		8 x 6
13	<i>Waterhousea floribunda</i>		7 x 4
14	<i>Castanospermum australe</i>		9 x 6
15	<i>Cinnamomum camphora</i>		18 x 18
16	<i>Magnolia soulangeana</i>		5 x 4
17	<i>Magnolia grandiflora</i>		6 x 3
20 - 23	<i>Pyrus calleryana</i>		9 x 5
24	<i>Howea forsteriana</i>		4 x 3
25	<i>Olea europaea</i> subsp. <i>cuspidata</i> *		6 x 5
26	<i>Fraxinus augustifolia</i>		14 x 8
27	<i>Acer negundo</i>		12 x 8
29	<i>Howea forsteriana</i>		9 x 3
30	<i>Howea forsteriana</i>		4 x 3
31	<i>Howea forsteriana</i>		9 x 3
36	<i>Archontophoenix alexandrea</i>		9 x 3
37	<i>Cithraxylum spinosum</i>		9 x 7
38	<i>Syzygium spp</i>		6 x 3
39	<i>Camellia sasanqua</i>		5 x 4

The tree/s that may be removed must appear coloured red on the Construction Certificate plans.

The species marked (\*) is exempt from the WMC DCP 2015 and can be removed without requiring consent from Council.

c) The following trees must be transplanted and successfully established in the location(s) indicated on the approved landscape plan:

Council Ref No	Species	Location (current)	Dimension (metres)
18	<i>Camellia sasanqua</i>	Refer to the Arboricultural Impact Assessment prepared by Naturally Trees dated 17/8/23 for tree numbers and locations	5 x 4
19	<i>Camellia sasanqua</i>		5 x 4

The tree/s required to be transplanted must appear coloured yellow on the Construction Certificate plans.

**Condition Reason:** To ensure all landscape works are undertaken in accordance with the approved plans and documents.  
Standard Condition A.22 (Autotext 22A)

**B. BEFORE DEMOLITION WORK COMMENCES**

<b>B. 1.</b>	<p><b>Construction Certificate Required Prior to Any Demolition</b></p> <p>Where demolition is associated with an altered portion of, or an extension to an existing building the demolition of any part of a building is "commencement of erection of building" under section 6.6 of the Act.</p> <p>In such circumstance all conditions included at the following development stages of this consent must be satisfied prior to any demolition work:</p> <ul style="list-style-type: none"> <li>• Before issue of a construction certificate</li> <li>• Before building work commences</li> </ul> <p>This includes, but is not limited to, the issue of a Construction Certificate, appointment of a Principal Certifier, and Notice of Commencement under the Act.</p> <p><b>Note:</b></p> <ul style="list-style-type: none"> <li>• See <i>Over our Dead Body Society Inc v Byron Bay Community Association Inc</i> [2001] NSWLEC 125.</li> </ul> <p><b>Condition Reason:</b> To ensure appropriate conditions are complied with for development for the alteration and extension of an existing building.</p>
<b>B. 2.</b>	<p><b>Identification of Hazardous Material</b></p> <p>Prior to any site works, and in accordance with Australian Standard AS2601: The Demolition of Structures, all hazardous substances located on the site must be identified, including asbestos, polychlorinated biphenyls (PCBs), lead paint, underground storage tanks, chemicals, etc.</p> <p>In this regard, prior to any site works, Council must be provided with a written report prepared by a suitably qualified competent person detailing:</p> <ul style="list-style-type: none"> <li>• all hazardous materials identified on the site,</li> <li>• the specific location of all hazardous materials identified,</li> <li>• whether the hazardous materials are to be removed from the site as part of the works to be undertaken, and</li> <li>• safety measures to be put in place.</li> </ul> <p><b>Condition Reason:</b> To protect the health and safety of all persons while works are being undertaken and to ensure all safety measures have been identified and are in place to protect all parties in the immediate vicinity of the site.</p>
<b>B. 3.</b>	<p><b>Erosion and Sediment Controls – Installation</b></p> <p>Before any site work commences, water pollution, erosion and sedimentation controls must be installed and maintained in accordance with:</p> <p>a) “Do it Right On Site, Soil and Water Management for the Construction Industry” and accompanying factsheets published by the Southern Sydney Regional Organisation of Councils, and</p>

	<p>b) “Managing Urban Stormwater - Soils and Construction” 2004 published by the NSW Government (The Blue Book).</p> <p>Where there is any conflict The Blue Book takes precedence.</p> <p><b>Notes:</b></p> <ul style="list-style-type: none"> <li>• The “Do it Right On Site, Soil and Water Management for the Construction Industry” publication and accompanying factsheets can be downloaded from <a href="http://www.woollahra.nsw.gov.au">www.woollahra.nsw.gov.au</a> and The Blue Book is available at <a href="http://www.environment.nsw.gov.au">www.environment.nsw.gov.au</a></li> <li>• A failure to comply with this condition may result in penalty infringement notices, prosecution, notices and orders under the Act and/or the Protection of the Environment Operations Act 1997 without any further warning. It is a criminal offence to cause, permit or allow pollution.</li> <li>• Section 257 of the Protection of the Environment Operations Act 1997 provides inter alia that “the occupier of premises at or from which any pollution occurs is taken to have caused the pollution”.</li> <li>• Warning: Irrespective of this condition any person occupying the site may be subject to proceedings under the Protection of the Environment Operations Act 1997 where pollution is caused, permitted or allowed as the result of their occupation of the land being developed.</li> </ul> <p><b>Condition Reason:</b> To prevent potential water pollution and dust nuisance.</p>
<p><b>B. 4.</b></p>	<p><b>Public Road Assets Prior to Any Work/Demolition</b></p> <p>Prior to any site works, a full record of the condition of the public infrastructure on public land adjacent to the development site must be submitted to Council.</p> <p>The report must include photographs and/or CCTV footage showing the current condition and any existing damage fronting and adjoining the site to the:</p> <ul style="list-style-type: none"> <li>• road pavement,</li> <li>• street signage including street lights,</li> <li>• kerb and gutter,</li> <li>• footway including pedestrian crossings, footpath, and driveways,</li> <li>• retaining walls, or other significant structures,</li> <li>• Heritage Items, including street name inlays,</li> <li>• utility service items including historical utility covers, and</li> <li>• drainage structures/pits/pipes (CCTV footage).</li> </ul> <p>The reports are to be supplied in electronic format in Word and if applicable accompanied by CCTV footage. Photographs are to be in colour, digital and date stamped.</p> <p>If the required report is not submitted then Council will assume there was no damage to any infrastructure in the immediate vicinity of the site prior to the commencement of any site works under this consent.</p> <p><b>Condition Reason:</b> To clarify the condition of the existing public infrastructure prior to the commencement of any site works.</p>
<p><b>B. 5.</b></p>	<p><b>Payment of Security and Fees</b></p> <p>Prior to any site works, the following security and fees must be paid in full:</p>

Description	Amount	Indexed	Council Fee Code
<b>SECURITY</b> under section 4.17(6) of the <i>Environmental Planning and Assessment Act 1979</i>			
<b>Property Damage Security Deposit -</b> making good any damage caused to any property of the Council	\$666,700	No	T115
<b>INSPECTION FEES</b> under section 608 of the <i>Local Government Act 1993</i>			
Security Administration Fee	\$225	No	T16
<b>TOTAL SECURITY AND FEES</b>	\$666,925		

**How must the payments be made?**

Payments must be made by:

- cash deposit with Council,
- credit card payment with Council, or
- bank cheque made payable to Woollahra Municipal Council.

The payment of a security may be made by a bank guarantee where:

- the guarantee is by an Australian bank for the amount of the total outstanding contribution,
- the bank unconditionally agrees to pay the guaranteed sum to the Council on written request by Council on completion of the development or no earlier than 12 months from the provision of the guarantee whichever occurs first [NOTE: a time limited bank guarantee or a bank guarantee with an expiry date is not acceptable],
- the bank agrees to pay the guaranteed sum without reference to the Applicant or landowner or other person who provided the guarantee and without regard to any dispute, controversy, issue or other matter relating to the development consent or the carrying out of development in accordance with the development consent,
- the bank guarantee is lodged with the Council prior to any site works being undertaken, and
- the bank's obligations are discharged when payment to the Council is made in accordance with the guarantee or when Council notifies the bank in writing that the guarantee is no longer required.

**Notes:**

- An application must be made to Council by the person who paid the security for release of the securities held under section 4.17 of the Act.
- The securities will not be released until the Occupation Certificate has been lodged with Council, Council has inspected the site and Council is satisfied that the public works have been carried out to Council's requirements. Council may use part or all of the security to complete the works to its satisfaction if the works do not meet Council's requirements.
- Council will only release the security upon being satisfied that all damage or all works, the purpose for which the security has been held have been remedied or completed to Council's satisfaction as the case may be.
- Council may retain a portion of the security to remedy any defects in any such public work that arise within 6 months after the work is completed.
- Upon completion of each section of road, drainage and landscape work to Council's satisfaction, 90% of the bond monies held by Council for these works will be released upon application. 10% may be retained by Council for a further 6 month period and may be used by Council to repair or rectify any defects or temporary works during the 6 month period.
- The Refund of Security Bond Application form can be downloaded from [www.woollahra.nsw.gov.au](http://www.woollahra.nsw.gov.au)

	<p><b>Condition Reason:</b> To ensure any relevant security and fees are paid.</p>
<p><b>B. 6.</b></p>	<p><b>Dilapidation Reports for Existing Buildings</b></p> <p>Before any site work commences, dilapidation surveys and dilapidation reports must be conducted and prepared by a professional structural engineer for all buildings, structures and/or services that are located within the likely “zone of influence” of any excavation, dewatering and/or construction induced vibration as determined applicable by the structural engineer.</p> <p>These properties must include (but are not limited to):</p> <ol style="list-style-type: none"> <li>a) No. 1 Cranbrook Road</li> <li>b) No. 5 Cranbrook Road</li> <li>c) No. 591 New South Head Road</li> <li>d) No. 593 New South Head Road</li> <li>e) No. 595 New South Head Road</li> <li>f) No. 597 New South Head Road</li> </ol> <p>Where access is not granted to any adjoining properties to prepare the dilapidation report, the report must be based on a survey of what can be observed externally and it must be demonstrated, in writing, to the satisfaction of the Principal Certifier, that all reasonable steps were taken to obtain access.</p> <p>The completed dilapidation reports must be submitted to the Principal Certifier for approval, and an approved copy of the reports must be submitted to Council with the Notice of Commencement prior to the commencement of any development work.</p> <p>No less than two (2) days before any site work commences, neighbouring building owner(s) must be provided with a copy of the dilapidation report for their property(ies).</p> <p><b>Notes:</b></p> <ul style="list-style-type: none"> <li>• The dilapidation report will be made available to affected property owners on request and may be used by them in the event of a dispute relating to damage allegedly caused by the carrying out of the development.</li> <li>• This condition cannot prevent neighbouring buildings being damaged by the carrying out of the development.</li> <li>• Council will not be held responsible for any damage which may be caused to adjoining buildings as a consequence of the development being carried out.</li> <li>• Council will not become directly involved in disputes between the developer, its contractors and the owners of neighbouring buildings.</li> </ul> <p><b>Condition Reason:</b> To establish and document the structural condition of adjoining properties for comparison as site work progresses and is completed and ensure neighbours and Council are provided with the dilapidation report.</p>
<p><b>B. 7.</b></p>	<p><b>Dilapidation Reports for Public Infrastructure</b></p> <p>Before any site work commences, to clarify the existing state of public infrastructure prior to the commencement of the development (including prior to any demolition), a dilapidation report, prepared by a chartered professional engineer, on Council’s infrastructure within and near the development site must be prepared.</p> <p>The dilapidation report must be submitted to Council prior to the commencement of any site work and include:</p> <ol style="list-style-type: none"> <li>a) closed circuit television/video inspection (in DVD format) and report of the public stormwater drainage system fronting the site on Cranbrook Road,</li> </ol>

	<p>b) photographs showing any existing damage to the road pavement fronting the site,  c) photographs showing any existing damage to the kerb and gutter fronting the site,  d) photographs showing any existing damage to the footway including footpath pavement fronting the site,  e) photographs showing any existing damage to retaining walls within the footway or road,  f) photographs showing any existing damage to street signs, heritage name plates, and historical items, and  g) the full name and signature of the Chartered Professional Engineer.</p> <p>The report is to be supplied in both paper copy and electronic format in PDF. Photographs are to be in colour, digital, and date stamped.</p> <p>The dilapidation report must specify (with supporting photographic/DVD evidence) the exact location and extent of any damaged or defective public infrastructure prior to the commencement of any site work. If the required report is not submitted, Council will assume there was no damage to any infrastructure in the immediate vicinity of the site prior to the commencement of any site work under this consent.</p> <p><b>Notes:</b></p> <ul style="list-style-type: none"> <li>• If a dilapidation report is not submitted as required by this condition, and damage is occasioned to public assets, which adjoin the site, Council will deduct from security any costs associated with remedying, repairing or replacing damaged public infrastructure.</li> <li>• Nothing in this condition prevents Council making any claim against security held for this purpose.</li> </ul> <p><b>Condition Reason:</b> To establish and document the structural condition of public land for comparison as site work progresses and is completed and ensure Council is provided with the dilapidation report.</p>
<p><b>B. 8.</b></p>	<p><b>Adjoining Buildings Founded on Loose Foundation Materials</b></p> <p>Before any site work commences, a professional engineer must determine the possibility of any adjoining buildings founded on loose foundation materials being affected by piling, piers or excavation. The professional engineer (geotechnical consultant) must assess the requirements for underpinning any adjoining or adjacent buildings founded on such soil on a case by case basis, and any reasonable direction of the professional engineer must be complied with.</p> <p><b>Notes:</b></p> <ul style="list-style-type: none"> <li>• A failure to adequately assess and seek professional engineering (geotechnical) advice to ensure that appropriate underpinning and support to adjoining land is maintained prior to commencement may result in damage to adjoining land and buildings.</li> <li>• The person with the benefit of this consent is likely to be held responsible for any damages arising from the removal of any support to supported land as defined by section 177 of the Conveyancing Act 1919.</li> </ul> <p><b>Condition Reason:</b> To ensure professional engineering advice is obtained to confirm that appropriate underpinning and support to adjoining land is maintained.</p>
<p><b>B. 9.</b></p>	<p><b>Works (Construction) Zone – Approval and Implementation</b></p> <p>If the Construction Management Plan relies upon a Works Zone, before any site work commences, a Works Zone application must be made.</p>



If the works zone is approved, all fees for the Works Zone must be paid before it can be installed.

All Works Zone signs must have been erected by Council to permit enforcement of the Works Zone by Council's Rangers and NSW Police before commencement of any site work. Signs are not erected until full payment of Works Zone fees is made.

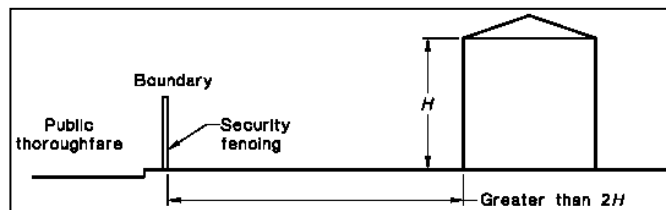
**Notes:**

- A minimum of four to six weeks must be allowed (for routine applications) from the date of making an application to the Traffic Committee (Woollahra Local Traffic Committee) constituted under clause 20 of the Transport Administration (General) Regulation 2018 to exercise those functions delegated by Transport for New South Wales under section 31(3) of the Transport Administration Act 1988.
- The enforcement of the Works Zone is at the discretion of Council's Rangers and the NSW Police Service. Any breach of the Works Zone must be reported to either Council or the NSW Police Service.

**Condition Reason:** To facilitate the efficient operation of construction projects and to minimise traffic disruption.

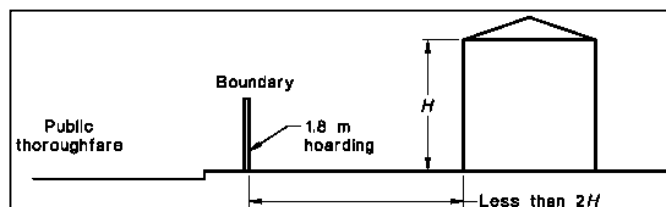
**B. 10. Security Fencing, Hoarding (including 'Creative Hoardings') and Overhead Protection**

Before any site work commences, security fencing must be provided around the perimeter of the development site, including any additional precautionary measures taken to prevent unauthorised entry to the site at all times during the demolition, excavation and construction period. Security fencing must be the equivalent 1.8m high chain wire as specified in AS 1725.



**Type A Hoarding**

Where the development site adjoins a public thoroughfare, the common boundary between them must be fenced for its full length with a hoarding, unless the least horizontal distance between the common boundary and the nearest parts of the structure is greater than twice the height of the structure. The hoarding must be constructed of solid materials (chain wire or the like is not acceptable) to a height of not less than 1.8m adjacent to the thoroughfare.



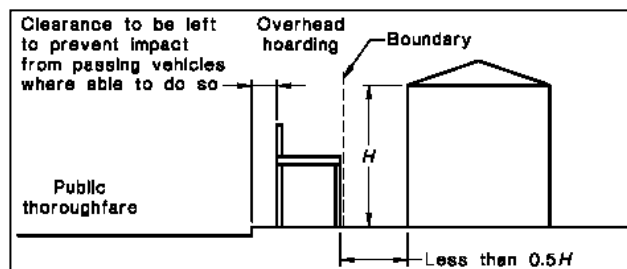
**Type B Hoarding**

Where a development site adjoins a public thoroughfare with a footpath alongside the common boundary then, in addition to the hoarding required above, the footpath must be covered by an overhead protective structure and the facing facade protected by heavy-duty scaffolding, unless either:

- a) the vertical height above footpath level of the structure being demolished is less than 4.0m; or
- b) the least horizontal distance between footpath and the nearest part of the structure is greater than half the height of the structure.

The overhead structure must consist of a horizontal platform of solid construction and vertical supports, and the platform must:

- a) extend from the common boundary to 200mm from the edge of the carriageway for the full length of the boundary,
- b) have a clear height above the footpath of not less than 2.1m,
- c) terminate 200mm from the edge of the carriageway (clearance to be left to prevent impact from passing vehicles) with a continuous solid upstand projecting not less than 0.5m above the platform surface, and
- d) together with its supports, be designed for a uniformly distributed live load of not less than 7 kPa.



The overhead protective structures must be installed and maintained in accordance with the NSW "Code of Practice - Overhead Protective Structures 1995". This is code available at [www.safework.nsw.gov.au/\\_\\_\\_data/assets/pdf\\_file/0008/52883/Overhead-protective-structures-Code-of-practice.pdf](http://www.safework.nsw.gov.au/___data/assets/pdf_file/0008/52883/Overhead-protective-structures-Code-of-practice.pdf)

### All Hoardings

Security fencing, hoarding and overhead protective structure must not obstruct access to utilities services including but not limited to man holes, pits, stop valves, fire hydrants or the like.

### Hoardings on Public Land including 'Creative Hoardings'

All fees associated with the application and occupation and use of the road (footway) for required hoarding or overhead protection must be paid in full.

A creative hoarding (i.e. an approved artwork or historic image affixed to the hoarding) is required if the hoarding meets the criteria in Council's Creative Hoardings Policy (adopted March 2020). The cost of printing and affixing the creative hoarding is the responsibility of the person with the benefit of this consent. The Creative Hoardings Policy can be downloaded from Council's website [www.woollahra.nsw.gov.au](http://www.woollahra.nsw.gov.au)

### Notes:

- A minimum of two (2) weeks from the date of making a hoarding application to determination must be allowed. Any approval for a hoarding or overhead protection under the Roads Act 1993 will be subject to its own conditions and fees.
- Council seeks to increase public art in the public domain by requiring artwork or historic images on hoardings located on public land. Under the Creative Hoardings Policy an application for a hoarding proposed on public land will require an approved artwork or historic image affixed to the hoarding if the hoarding meets the criteria in section 3 of the Policy:
  - A. Hoardings proposed on land zoned E1 Local Centre, or MU1 Mixed Use, or SP2 Infrastructure under Woollahra Local Environmental Plan 2014 AND erected for 8 weeks or moreOR

	<p>B. Hoardings proposed on land located along a State classified road (regardless of the zone) AND erected for 8 weeks or more OR C. Hoardings proposed in any other location than that referred to in A. and B. above AND erected for 12 weeks or more, except where:</p> <ol style="list-style-type: none"><li>1. the capital investment value of the work to which the hoarding relates is less than \$1 million, or</li><li>2. the land is zoned R2 Low Density Residential, or</li><li>3. the land is zoned R3 Medium Density Residential and the hoarding is located in a lane or street that does not have through traffic (e.g. a cul-de-sac or no through road).</li></ol> <ul style="list-style-type: none"><li>• Artwork and historic images for the hoardings are assessed and approved in accordance with the Creative Hoardings Policy. Details of the artwork or images proposed to be affixed to the hoardings must be submitted with Council's form "Application for a permit to use a footpath for the erection of a hoarding/scaffolding". The Creative Hoardings Policy can be downloaded from <a href="http://www.woollahra.nsw.gov.au">www.woollahra.nsw.gov.au</a></li></ul> <p><b>Condition Reason:</b> To ensure public safety.</p>
<p><b>B. 11.</b></p>	<p><b>Site Signs</b></p> <p>Before any site work commences, the sign/s required by clauses 70 of the Regulation and 75 of the Development Certification and Fire Safety Regulation must be erected and maintained at all times.</p> <p>Clause 70 of the Regulation provides:</p> <p><b>Erection of signs</b></p> <ul style="list-style-type: none"><li>• For the purposes of section 4.17(11) of the Act, the requirements of subclauses (2) and (3) are prescribed as conditions of a development consent for development that involves any building work, subdivision work or demolition work.</li><li>• A sign must be erected in a prominent position on any site on which building work, subdivision work or demolition work is being carried out:<ol style="list-style-type: none"><li>a) showing the name, address and telephone number of the principal certifier for the work, and</li><li>b) showing the name of the principal contractor (if any) for any building work and a telephone number on which that person may be contacted outside working hours, and</li><li>c) stating that unauthorised entry to the work site is prohibited.</li></ol></li><li>• Any such sign is to be maintained while the building work, subdivision work or demolition work is being carried out, but must be removed when the work has been completed.</li><li>• This clause does not apply in relation to building work, subdivision work or demolition work that is carried out inside an existing building that does not affect the external walls of the building.</li><li>• This clause does not apply in relation to Crown building work that is certified, in accordance with section 6.28 of the Act, to comply with the Building Code of Australia.</li></ul> <p>Clause 75 of the Development Certification and Fire Safety Regulation provides:</p> <p><b>Signs on development sites</b></p> <p>If there is a person who is the Principal Certifier or the Principal Contractor for any building work, subdivision work or demolition work authorised to be carried out on a site by a development consent or complying development certificate:</p>

	<ul style="list-style-type: none"> <li>Each such person MUST ensure that a rigid and durable sign showing the person's identifying particulars so that they can be read easily by anyone in any public road or other public place adjacent to the site is erected in a prominent position on the site before the commencement of work, and is maintained on the site at all times while this clause applies until the work has been carried out.</li> </ul> <p><b>Notes:</b></p> <ul style="list-style-type: none"> <li>Clause 75 of the Development Certification and Fire Safety Regulations imposes a maximum penalty of 55 penalty units if these requirements are not complied with.</li> <li>If Council is appointed as the Principal Certifier it will provide the sign to the Principal Contractor or Owner-builder who must ensure that the sign is erected and maintained as required by clause 70 of the Regulation and clause 75 of the Development Certification and Fire Safety Regulation.</li> </ul> <p><b>Condition Reason:</b> To ensure that contact details for the principal certifier and principal contractor are provided on a sign at the development site.</p>
<p><b>B. 12.</b></p>	<p><b>Toilet Facilities</b></p> <p>Before any site work commences, toilet facilities are to be provided, at or in the vicinity of the work site on which work involved in the erection or demolition of a building is being carried out, at the rate of one toilet for every 20 persons or part of 20 persons employed at the site.</p> <p>Each toilet provided:</p> <ol style="list-style-type: none"> <li>must be a standard flushing toilet, and</li> <li>must be connected to a public sewer, or</li> <li>if connection to a public sewer is not practicable, to an accredited sewage management facility approved by the Council, or</li> <li>if connection to a public sewer or an accredited sewage management facility is not practicable, to some other sewage management facility approved by the Council.</li> </ol> <p>The provision of toilet facilities in accordance with this condition must be completed before any other work is commenced.</p> <p><b>Notes:</b></p> <ul style="list-style-type: none"> <li>In this condition 'sewage management facility' and 'public sewer' are as defined by clause 25 of the Local Government (Approvals) Regulation 1999.</li> <li>This condition does not set aside the requirement to comply with SafeWork NSW requirements.</li> </ul> <p><b>Condition Reason:</b> To ensure toilet facilities are provided for workers at the work site.</p>
<p><b>B. 13.</b></p>	<p><b>Compliance with Australian Standard for Demolition</b></p> <p>While site work is being carried out, the demolition of buildings and structures must comply with Australian Standard AS 2601—2001: The Demolition of Structures.</p> <p><b>Condition Reason</b> To control the risks of demolition work.</p>
<p><b>B. 14.</b></p>	<p><b>Construction Management Plan Arborist Review</b></p> <p>Prior to any site works, the Construction Management Plan must be reviewed and certified by the Project Arborist confirming that appropriate tree protection measures are implemented. The Construction Management Plan must be prepared in accordance with all tree protection measures specified within this consent.</p>

	<p>The plan must address:</p> <ol style="list-style-type: none"> <li>a) Drawings and method statement showing details and the location of hoarding and scaffold and any pruning required to accommodate the hoarding and scaffolding;</li> <li>b) The movement and positioning of heavy machinery, lifting cranes, pier drilling gantry etc.;</li> <li>c) Site construction access, temporary crossings and movement corridors on the site defined;</li> <li>d) Contractors car parking;</li> <li>e) Phasing of construction works;</li> <li>f) The space needed for all foundation excavations and construction works;</li> <li>g) All changes in ground level;</li> <li>h) Space for site sheds and other temporary structures such as toilets;</li> <li>i) Space for sorting and storing materials (short or long term), spoil and fuel and the mixing of cement and concrete; and</li> <li>j) The effects of slope on the movement of potentially harmful liquid spillages towards or into tree protection areas.</li> </ol>				
	<p><b>Condition Reason</b> To ensure the Construction Management Plan incorporates measures for the protection of existing trees.</p>				
<p><b>B. 15.</b></p>	<p><b>Arborists Documentation and Compliance Checklist</b></p> <p>Prior to any site works, the project arborist must provide written certification that all tree protection measures and construction techniques relevant to this consent are implemented. Documentation for each site visit must include:</p> <ul style="list-style-type: none"> <li>• A record of the condition of trees to be retained prior to and throughout development.</li> <li>• Recommended actions to improve site conditions and rectification of non-compliance.</li> <li>• Recommendations for future works which may impact the trees.</li> </ul> <p>All compliance certification documents must be kept on site.</p> <p>As a minimum the following intervals of site inspections must be made:</p> <table border="1" data-bbox="316 1429 1420 1805"> <thead> <tr> <th data-bbox="316 1429 564 1554"><b>Stage of arboricultural inspection and supervision</b></th> <th data-bbox="564 1429 1420 1554"><b>Compliance documentation and photos must include</b></th> </tr> </thead> <tbody> <tr> <td data-bbox="316 1554 564 1805">Prior to any site works</td> <td data-bbox="564 1554 1420 1805"> <ul style="list-style-type: none"> <li>• Project Arborist to hold pre construction site meeting with the principal contractor to discuss methods and importance of tree protection measures and resolve any issues in relation to feasibility of tree protection requirements that may arise. Project Arborist to mark all trees approved for removal under DA consent.</li> <li>• The project arborist must install or supervise the installation of tree protection fencing, trunk protection, ground protection and traffic height control beam.</li> </ul> </td> </tr> </tbody> </table> <p>Inspections and compliance documentation must be made by an arborist with AQF Level 5 qualifications.</p> <p>Additional site visits must be made when required by the site arborist and/or site foreman for ongoing monitoring/supervisory work.</p>	<b>Stage of arboricultural inspection and supervision</b>	<b>Compliance documentation and photos must include</b>	Prior to any site works	<ul style="list-style-type: none"> <li>• Project Arborist to hold pre construction site meeting with the principal contractor to discuss methods and importance of tree protection measures and resolve any issues in relation to feasibility of tree protection requirements that may arise. Project Arborist to mark all trees approved for removal under DA consent.</li> <li>• The project arborist must install or supervise the installation of tree protection fencing, trunk protection, ground protection and traffic height control beam.</li> </ul>
<b>Stage of arboricultural inspection and supervision</b>	<b>Compliance documentation and photos must include</b>				
Prior to any site works	<ul style="list-style-type: none"> <li>• Project Arborist to hold pre construction site meeting with the principal contractor to discuss methods and importance of tree protection measures and resolve any issues in relation to feasibility of tree protection requirements that may arise. Project Arborist to mark all trees approved for removal under DA consent.</li> <li>• The project arborist must install or supervise the installation of tree protection fencing, trunk protection, ground protection and traffic height control beam.</li> </ul>				

	<p><b>Condition Reason</b> To ensure that written certification that all tree protection measures and construction techniques relevant to this consent have been implemented.</p>												
<p><b>B. 16.</b></p>	<p><b>Permissible work within Tree Protection Zones</b></p> <p>Prior to any site works, the following works are permissible within the Tree Protection Zone:</p> <table border="1" data-bbox="316 481 1439 761"> <thead> <tr> <th>Council Ref No</th> <th>Species</th> <th>Radius from Centre of Trunk (Metres)</th> <th>Approved works</th> </tr> </thead> <tbody> <tr> <td>32</td> <td><i>Callistemon viminalis</i></td> <td>3.6m</td> <td>Reconstruction of the boundary wall using tree sensitive construction methods.</td> </tr> <tr> <td>33</td> <td><i>Banksia serrata</i></td> <td>2m</td> <td>Reconstruction of the boundary wall using tree sensitive construction methods.</td> </tr> </tbody> </table> <p>The project arborist must provide written certification of compliance to the Principal Certifier with the above condition.</p> <p><b>Condition Reason</b> To establish the works which are permissible within the Tree Protection Zones. Standard Condition B.30 (Autotext 30B)</p>	Council Ref No	Species	Radius from Centre of Trunk (Metres)	Approved works	32	<i>Callistemon viminalis</i>	3.6m	Reconstruction of the boundary wall using tree sensitive construction methods.	33	<i>Banksia serrata</i>	2m	Reconstruction of the boundary wall using tree sensitive construction methods.
Council Ref No	Species	Radius from Centre of Trunk (Metres)	Approved works										
32	<i>Callistemon viminalis</i>	3.6m	Reconstruction of the boundary wall using tree sensitive construction methods.										
33	<i>Banksia serrata</i>	2m	Reconstruction of the boundary wall using tree sensitive construction methods.										
<p><b>B. 17.</b></p>	<p><b>Recording of Significant or Contributory Buildings Prior to any Demolition or Alteration</b></p> <p>Prior to any site works and prior to the issue of any Construction Certificate, a full archival record of the building and landscape elements to be altered is to be submitted, to the satisfaction of Council's heritage officer.</p> <p>The archival record must be completed by a heritage consultant listed on the Consultants Directory by the NSW Office of Environment and Heritage, or by a suitably qualified consultant who demonstrates a working knowledge of archival principles.</p> <p>Photographic archival records must be taken of the building, landscape or item in accordance with 'The Heritage Information Series: Photographic Recording of Heritage Items Using Film or Digital Capture 2006' published by the former NSW Department of Planning Heritage Branch.</p> <p>There must be one digital set of the photographic report. The following table summarises the lodgement details for photographic records.</p> <table border="1" data-bbox="316 1713 1439 1859"> <thead> <tr> <th>Material</th> <th>Minimum Requirement</th> <th>Repository</th> </tr> </thead> <tbody> <tr> <td>Digital Materials</td> <td>1 copy of photographic report including images</td> <td>Woollahra Council – Report and images (digital)</td> </tr> </tbody> </table> <p>The photographic archival recording is to be submitted in a digital format and is to include the following:</p> <p>a) Site plan at a scale of 1:200 (or 1:500 if appropriate) of all structures and major landscape elements including their relationship to the street and adjoining properties and directional details of photographs taken.</p>	Material	Minimum Requirement	Repository	Digital Materials	1 copy of photographic report including images	Woollahra Council – Report and images (digital)						
Material	Minimum Requirement	Repository											
Digital Materials	1 copy of photographic report including images	Woollahra Council – Report and images (digital)											

	<p>b) Floorplans of the internal layout and directional details of photographs taken. c) Coloured photographs of:</p> <ul style="list-style-type: none"> <li>• each elevation,</li> <li>• each structure and landscape feature,</li> <li>• internal images of each room and significant architectural detailing, and</li> <li>• views to the subject property from each street and laneway or public space.</li> </ul> <p><b>Notes:</b></p> <ul style="list-style-type: none"> <li>• Refer to the NSW Office of Environment and Heritage website for the free publication 'Photographic Recording of Heritage Items using Film or Digital Capture' available at <a href="https://www.environment.nsw.gov.au/-/media/OEH/Corporate-Site/Documents/Heritage/photographic-recording-of-heritage-items-using-film-or-digital-capture.pdf">https://www.environment.nsw.gov.au/-/media/OEH/Corporate-Site/Documents/Heritage/photographic-recording-of-heritage-items-using-film-or-digital-capture.pdf</a></li> </ul> <p><b>Condition Reason:</b> To ensure existing contributory building and landscape elements are recorded.</p>
<p><b>B. 18.</b></p>	<p><b>Aboriginal Heritage Due Diligence Responsibilities</b></p> <p>While site work is being carried out, nothing in this approval allows to cause harm to an Aboriginal object as defined in the National Parks &amp; Wildlife Act 1974. Under the National Parks &amp; Wildlife Act 1974, it is an offence to harm Aboriginal 'objects' (consisting of any material evidence of the Aboriginal occupation of NSW) without a valid Aboriginal Heritage Impact Permit under Section 90 of the Act. This applies whether the harm occurs either knowingly [s86(1)] or unknowingly [s86(2)].</p> <p>It is a defence to the strict liability offence of harm to an Aboriginal object under s86(2) if a process of Due Diligence was followed which reasonably determined that the proposed activity would not harm an Aboriginal object.</p> <p><b>Condition Reason:</b> To protect Aboriginal heritage.</p>
<p><b>B. 19.</b></p>	<p><b>Aboriginal Heritage – Induction</b></p> <p>Prior to any site works, all construction staff and contractors must be made aware of their statutory obligations for Aboriginal heritage under the National Parks and Wildlife Act 1974. This must be implemented as a heritage induction programme provided by a heritage consultant with Aboriginal heritage expertise.</p> <p><b>Condition Reason:</b> To protect Aboriginal heritage.</p>

**C. ON COMPLETION OF REMEDIATION WORK**

Nil

**D. BEFORE THE ISSUE OF A CONSTRUCTION CERTIFICATE**

<p><b>D. 1.</b></p>	<p><b>Modification of Details of the Development (section 4.17(1)(g) of the Act</b></p> <p>Before the issue of any construction certificate, the approved plans and the construction certificate plans and specification, required to be submitted to the Principal Certifier under clause 7 of the Development Certification and Fire Safety Regulations, must detail the following amendments:</p> <p>a) 167m<sup>3</sup> of excavated material is to be used on-site as fill.</p>
---------------------	--

	<p><b>Notes:</b></p> <p>b) Clause 20 of the Development Certification and Fire Safety Regulations prohibits <b>the</b> issue of any construction certificate subject to this condition unless the Principal Certifier is satisfied that the condition has been complied with.</p> <p>c) Clause 19 of the Development Certification and Fire Safety Regulations prohibits the issue of any construction certificate that is inconsistent with this consent.</p> <p><b>Condition Reason:</b> To require design changes and/or further information to be provided to address specific issues identified during the assessment under section 4.15 of the Act.</p>												
<p><b>D. 2.</b></p>	<p><b>Payment of Long Service Levy</b></p> <p>Before the issue of any construction certificate, the original receipt(s) for the payment of the following levy must be provided to the Principal Certifier:</p> <table border="1" data-bbox="316 698 1437 994"> <thead> <tr> <th data-bbox="316 698 716 779">Description</th> <th data-bbox="716 698 1037 779">Amount</th> <th data-bbox="1037 698 1267 779">Indexed</th> <th data-bbox="1267 698 1437 779">Council Fee Code</th> </tr> </thead> <tbody> <tr> <td colspan="4" data-bbox="316 779 1437 855"><b>LONG SERVICE LEVY</b> under <i>Building and Construction Industry Long Service Payments Act 1986</i></td> </tr> <tr> <td data-bbox="316 855 716 994"><b>Long Service Levy</b> <a href="http://www.longservice.nsw.gov.au/bci/levy/other-information/levy-calculator">www.longservice.nsw.gov.au/bci/levy/other-information/levy-calculator</a></td> <td data-bbox="716 855 1037 994">Contact LSL Corporation or use online calculator</td> <td data-bbox="1037 855 1267 994">No</td> <td data-bbox="1267 855 1437 994"></td> </tr> </tbody> </table> <p><b>Building and Construction Industry Long Service Payment</b> The long service levy under section 34 of the Building and Construction Industry Long Service Payment Act 1986, must be paid and proof of payment provided to the Principal Certifier prior to the issue of any construction certificate. The levy can be paid directly to the Long Service Corporation or to Council. Further information can be obtained from the Long Service Corporation website <a href="http://www.longservice.nsw.gov.au">www.longservice.nsw.gov.au</a> or the Long Service Corporation on 131 441.</p> <p><b>How must the payments be made?</b> Payments must be made by:</p> <ul style="list-style-type: none"> <li>• cash deposit with Council,</li> <li>• credit card payment with Council, or</li> <li>• bank cheque made payable to Woollahra Municipal Council.</li> </ul> <p><b>Condition Reason:</b> To ensure any relevant levy is paid.</p>	Description	Amount	Indexed	Council Fee Code	<b>LONG SERVICE LEVY</b> under <i>Building and Construction Industry Long Service Payments Act 1986</i>				<b>Long Service Levy</b> <a href="http://www.longservice.nsw.gov.au/bci/levy/other-information/levy-calculator">www.longservice.nsw.gov.au/bci/levy/other-information/levy-calculator</a>	Contact LSL Corporation or use online calculator	No	
Description	Amount	Indexed	Council Fee Code										
<b>LONG SERVICE LEVY</b> under <i>Building and Construction Industry Long Service Payments Act 1986</i>													
<b>Long Service Levy</b> <a href="http://www.longservice.nsw.gov.au/bci/levy/other-information/levy-calculator">www.longservice.nsw.gov.au/bci/levy/other-information/levy-calculator</a>	Contact LSL Corporation or use online calculator	No											
<p><b>D. 3.</b></p>	<p><b>Payment of S7.12 Contributions Levy</b></p> <p>A payment of a levy authorised by section 7.12 of the Environmental Planning and Assessment Act 1979 must be paid prior to the issue of any Construction Certificate or Subdivision Works Certificate. The Principal Certifier is to be provided with the original receipt for payment under the Woollahra Section 7.12 Development Contributions Plan 2022.</p> <p>A cost estimate report, no more than 3 months old, demonstrating the proposed cost of carrying out the development must be completed and submitted to Council for determination of the costs of work. This report must incorporate all approved modification applications. The costs and expenses of the proposed cost of development must be established in accordance with clause 208 of the Environmental Planning and Assessment Regulation 2021.</p>												



The cost estimate report must be in the form of:

- A cost summary report, prepared by the applicant or a suitably qualified person for a development up to \$749,999; or
- A quantity surveyor's report, for development over \$750,000.

The applicable levy rate is to be calculated using the summary schedule below.

<b>Summary Schedule</b>	
<b>Development Cost</b>	<b>Levy Rate</b>
• Up to and including \$100,000	Nil
• More than \$100,000 and up to and including \$200,000	0.5% of the cost
• More than \$200,000	1% of the cost

**How must the payments be made?**

Payments must be made by:

- Cash deposit with Council,
- Credit card payment with Council, or
- Bank cheque made payable to Woollahra Municipal Council.

**Deferred or periodic payment of section 7.12 levy**

Where the Applicant makes a written request supported by reasons for payment of the section 7.12 levy other than as required by clause 2.9, the Council may accept deferred or periodic payment. The decision to accept a deferred or periodic payment is at the sole discretion of the Council, which will consider:

- the reasons given,
- whether any prejudice will be caused to the community deriving benefit from the public facilities,
- whether any prejudice will be caused to the efficacy and operation of the Plan, and
- whether the provision of public facilities in accordance with the adopted works schedule will be adversely affected.

Council may, as a condition of accepting deferred or periodic payment, require the provision of a bank guarantee where:

- the guarantee is by an Australian bank for the amount of the total outstanding contribution,
- the bank unconditionally and irrevocably agrees to pay the guaranteed sum to the Council on written request by Council prior to the issue of an occupation certificate,
- a time limited bank guarantee or a bank guarantee with an expiry date is not acceptable,
- the bank agrees to pay the guaranteed sum without recourse to the applicant or landowner or other person who provided the guarantee and without regard to any dispute, controversy, issue or other matter relating to the development consent or the carrying out of development in accordance with the development consent, and
- the bank's obligations are discharged when payment to the Council is made in accordance with the guarantee or when Council notifies the bank in writing that the guarantee is no longer required.

Any deferred or periodic payment of the section 7.12 levy will be adjusted in accordance with clause 2.12 of the Plan. The Applicant will be required to pay any charges associated with establishing or operating the bank guarantee. Council will not cancel the bank guarantee until the outstanding contribution as indexed and any accrued charges are paid.

	<p><b>Do you need HELP indexing the levy?</b> Please contact Council's Customer Service Team on 02 9391 7000. Failure to correctly calculate the adjusted development levy will delay the issue of any certificate issued under section 6.4 of the Act and could void any such certificate (e.g. construction certificate, subdivision certificate, or occupation certificate).</p> <p><b>Condition Reason:</b> To ensure any relevant contributions are paid.</p>
<p><b>D. 4.</b></p>	<p><b>BASIX Commitments</b></p> <p>Before the issue of any construction certificate, BASIX Certificate No. A1379043 must be submitted to the Principal Certifier with any application for a construction certificate.</p> <p>All commitments in the BASIX Certificate must be shown on the construction certificate plans and specifications prior to the issue of any construction certificate.</p> <p><b>Notes:</b></p> <ul style="list-style-type: none"> <li>• Where there is any proposed change in the BASIX commitments the Applicant must submit a new BASIX Certificate to the Principal Certifier and Council. If any proposed change in the BASIX commitments are inconsistent with development consent (see: clauses 19 and 20 of the Development Certification and Fire Safety Regulation) the Applicant will be required to submit an amended development application to Council under section 4.55 of the Act.</li> <li>• Clause 19(1)(a) of the Development Certification and Fire Safety Regulation 2021 provides: a certifier must not issue a construction certificate for building work unless: the relevant building work plans and specifications include the matters required by a relevant BASIX certificate, if any.</li> </ul> <p><b>Condition Reason:</b> To ensure all commitments in the BASIX Certificate are incorporated into the development.</p>
<p><b>D. 5.</b></p>	<p><b>Road and Public Domain Works</b></p> <p>Before the issue of any construction certificate, a separate application under Section 138 of the Roads Act 1993 is to be made to, and be approved by Council, for the following infrastructure works. The infrastructure works must be carried out at the applicant's expense:</p> <ol style="list-style-type: none"> <li>a) The removal of the existing dilapidated vehicular crossing including layback and gutter and the construction of a new 3 metres wide vehicular crossing in accordance with Council's Crossing Specification and standard driveway drawing RF2_D and to the satisfaction of Council's Assets Engineers. The new vehicular crossing must be constructed at a right angle to the street kerb in plain concrete where the centreline of the new crossing must align with the centreline of the internal driveway at the property boundary. Design longitudinal surface profiles along each side/edge for the proposed driveway, starting from the road centreline to the parking slab must be submitted for assessment.</li> <li>b) The installation of stormwater outlet pipe across the nature strip in accordance with Council's Specification for Roadworks, Drainage and Miscellaneous Works and to the satisfaction of Council's Assets Engineers. Note: All below ground structures are to be fully tanked such that subsoil drainage/seepage water is NOT discharged to the kerb and gutter to comply with Chapter E2.2.5 and E2.2.10 of the Council's DCP.</li> </ol>

- c) The construction of a new Kerb Inlet Pit (KIP) with 1.8m precast lintel over the Council's existing underground drainage pipeline in Cranbrook Road for the proposed stormwater connection in accordance with Council's Specification for Roadworks, Drainage and Miscellaneous Works, Council's Standard Drawing DR1 and to the satisfaction of Council's Assets Engineers. The new KIP must be located within the frontage of the site and be at least 0.5m from any crossing.
- d) The reinstatement of all damaged footpath, kerb and gutter and road pavement to Council's Specification for Roadworks, Drainage and Miscellaneous Works and to the satisfaction of Council's Assets Engineers.
- e) Where a grass verge exists, the balance of the area between the footpath and the kerb over the full frontage of the proposed development must be turfed. The grass verge must be constructed to contain a uniform minimum 75mm of friable growing medium and have a total cover of Couch turf.

Before the issue of any construction certificate, the principal certifier must be provided with the original receipt(s) for the payment of all of the following security bonds and fees:

Description	Amount	Indexed	Council Fee Code
<b>SECURITY</b> under section 4.17(6) of the <i>Environmental Planning and Assessment Act 1979</i>			
<b>Infrastructure Works Bond</b> - completing any public work required in connection with the consent.	\$ 15,000	No	T113
<b>Infrastructure Works Bond</b> – remedying any defects in any public work that arise within 6 months after the work is completed	\$ Nil	No	T113
<b>INSPECTION FEES</b> under section 608 of the <i>Local Government Act 1993</i>			
Public Road and Footpath Infrastructure Inspection Fee	\$ 674	No	T45
<b>TOTAL SECURITY AND FEES</b>	<b>\$ 15,674</b>		

**How must the payments be made?**

Payments must be made by:

- cash deposit with Council,
- credit card payment with Council, or
- bank cheque made payable to Woollahra Municipal Council.

The payment of a security may be made by a bank guarantee where:

- the guarantee is by an Australian bank for the amount of the total outstanding contribution,
- the bank unconditionally agrees to pay the guaranteed sum to the Council on written request by Council on completion of the development or no earlier than 12 months from the provision of the guarantee whichever occurs first [NOTE: a time limited bank guarantee or a bank guarantee with an expiry date is not acceptable],
- the bank agrees to pay the guaranteed sum without reference to the Applicant or landowner or other person who provided the guarantee and without regard to any dispute, controversy, issue or other matter relating to the development consent or the carrying out of development in accordance with the development consent,
- the bank guarantee is lodged with the Council prior to any site works being undertaken, and

- the bank's obligations are discharged when payment to the Council is made in accordance with the guarantee or when Council notifies the bank in writing that the guarantee is no longer required.

**Notes:**

- **Road** has the same meaning as in the Roads Act 1993.
- Changes in levels may arise from the detailed design of buildings, road, footpath, driveway crossing grades and stormwater. Changes required under Roads Act 1993 approvals may necessitate design and levels changes under this consent. This may in turn require the Applicant to seek to amend this consent.
- Works or structures over, on or under public roads or footpaths are subject to sections 138, 139 and 218 of the Roads Act 1993 and specifically:
  - Construction of driveways and/or new or alterations to footpath paving
  - Alteration and/or extension to Council drainage infrastructure
  - Alteration and/or addition of retaining walls
  - Pumping of water to Council's below ground stormwater system
  - Installation of soil/rock anchors under the roadway
  - Installation of Stormwater outlet pipes across the nature strip
- An "Application to Carry Out Works in a Public Road" form must be completed and lodged, with the application fee, at Council's Customer Services. Detailed plans and specifications of all works (including but not limited to structures, road works, driveway crossings, footpaths and stormwater drainage etc) within existing roads, must be attached, submitted to and approved by Council under section 138 of the Roads Act 1993, before the issue of any construction certificate.
- Detailed engineering plans and specifications of the works required by this condition must accompany the application form. The plans must clearly show the following:
  - Engineering drawings (plan, sections and elevation views) and specifications of the footpath, driveways, kerb and gutter, new gully pit showing clearly the connection point of site outlet pipe(s). The connection drainage lines must be as direct as possible and generally run perpendicular to the kerb alignment.
  - Engineering drawings of the new drainage line to be constructed joining the new and existing drainage pits including services.
- All driveways must include a design longitudinal surface profile for the proposed driveway for assessment. The driveway profile is to start from the road centreline and be along the worst case edge of the proposed driveway. Gradients and transitions must be in accordance with clause 2.5.3, 2.6 of AS 2890.1 – 2004, Part 1 – Off-street car parking. The driveway profile submitted to Council must be to (1:25) scale (for template checking purposes) and contain all relevant details: reduced levels, proposed grades and distances.
- The existing footpath level and grade at the street alignment of the property must be maintained unless otherwise specified by Council. Your driveway levels are to comply with AS2890.1 and Council's Standard Drawings. There may be occasions where these requirements conflict with your development and you are required to carefully check the driveway/garage slab and footpath levels for any variations.
- Any adjustments required from the garage slab and the street levels are to be carried out internally on private property
- Drainage design works must comply with the Woollahra DCP 2015 Chapter E2 – Stormwater and Flood Risk Management.
- Temporary ground anchors may be permitted, in accordance with Council's "Rock Anchor Policy".
- Services: Prior to any excavation works, the location and depth of all public utility services (telephone, cable TV, electricity, gas, water, sewer, drainage, etc.) must be ascertained. The Applicant must be responsible for all public utility adjustment/relocation works, necessitated by the development work and as required by the various public utility authorities and/or their agents.
- All public domain works must comply with the latest version of Council's "Specification for Roadworks, Drainage and Miscellaneous Works" unless expressly provided otherwise by these conditions. This specification and the application form can be downloaded from [www.woollahra.nsw.gov.au](http://www.woollahra.nsw.gov.au).
- When an application under the Roads Act is required, then four (4) weeks is to be allowed for assessment.

	<ul style="list-style-type: none"> <li>• An application must be made to Council by the person who paid the security for release of the securities held under section 4.17 of the Act.</li> <li>• The securities will not be released until the Occupation Certificate has been lodged with Council, Council has inspected the site and Council is satisfied that the public works have been carried out to Council's requirements. Council may use part or all of the security to complete the works to its satisfaction if the works do not meet Council's requirements.</li> <li>• Council will only release the security upon being satisfied that all damage or all works, the purpose for which the security has been held have been remedied or completed to Council's satisfaction as the case may be.</li> <li>• When determining whether the works within public land are satisfactory, Council will consider the ownership, construction quality, maintenance, operations, and public utility of such item/s.</li> <li>• Upon completion of each section of road, drainage and landscape work to Council's satisfaction, 90% of the bond monies held by Council for these works will be released upon application. 10% may be retained by Council for a further 6 month period and may be used by Council to repair or rectify any defects or temporary works during the 6 month period.</li> </ul> <p><b>Condition Reason:</b> To ensure the design of the road, footpaths, driveway crossings and public stormwater drainage works are detailed and approved under section 138 of the Roads Act 1993 and to ensure the works are completed to Council's satisfaction.</p>
<p><b>D. 6.</b></p>	<p><b>Erosion and Sediment Control Plan – Submission and Approval</b></p> <p>Before the issue of any construction certificate, an erosion and sediment control plan, prepared by a suitably qualified person in accordance with the following documents, must be submitted to the Principal Certifier. The erosion and sediment control plan must comply with:</p> <ol style="list-style-type: none"> <li>“Do it Right On Site, Soil and Water Management for the Construction Industry” and the accompanying factsheets published by the Southern Sydney Regional Organisation of Councils; and</li> <li>“Managing Urban Stormwater - Soils and Construction” 2004 published by the NSW Government (The Blue Book).</li> </ol> <p>Where there is any conflict The Blue Book takes precedence.</p> <p>The Principal Certifier must be satisfied that the erosion and sediment control plan complies with the publications above prior to issuing any construction certificate.</p> <p><b>Notes:</b></p> <ul style="list-style-type: none"> <li>• The International Erosion Control Association – Australasia <a href="http://www.austieca.com.au">www.austieca.com.au</a> lists consultant experts who can assist in ensuring compliance with this condition. Where erosion and sedimentation plans are required for larger projects it is recommended that expert consultants produce these plans.</li> <li>• The “Do it Right On Site, Soil and Water Management for the Construction Industry” publication and accompanying factsheets can be downloaded from <a href="http://www.woollahra.nsw.gov.au">www.woollahra.nsw.gov.au</a>, and The Blue Book is available at <a href="http://www.environment.nsw.gov.au">www.environment.nsw.gov.au</a></li> <li>• Under clause 73(2)(a)(v) of the Development Certification and Fire Safety Regulation an Accredited Certifier may be satisfied as to this matter.</li> </ul> <p><b>Condition Reason:</b> To prevent potential water pollution and dust nuisance.</p>
<p><b>D. 7.</b></p>	<p><b>Structural Adequacy of Existing Supporting Structures</b></p> <p>Before the issue of any construction certificate, a certificate from a professional structural engineer, certifying the adequacy of the existing supporting structure to support the additional loads proposed to be imposed by the development, must be provided to the Principal Certifier and submitted with the construction certificate application.</p>

	<p><b>Condition Reason:</b> To ensure that the existing structure is able to support the additional loads proposed.</p>
D. 8.	<p><b>Professional Engineering Details</b></p>
	<p>Before the issue of any construction certificate, the construction certificate plans and specifications, required under clause 7 of the Development Certification and Fire Safety Regulation, must include detailed professional engineering plans and/or specifications for all structural, electrical, hydraulic, hydrogeological, geotechnical, mechanical and civil work complying with this consent, approved plans, and supporting documentation. In particular, the geotechnical report must be certified by a Chartered Geotechnical Engineer with NER credentials. Detailed professional engineering plans and/or specifications must be submitted to the Principal Certifier with the application for any construction certificate.</p> <p><b>Notes:</b></p> <ul style="list-style-type: none"> <li>This does not affect the right of the developer to seek staged construction certificates.</li> </ul>
	<p><b>Condition Reason:</b> To ensure professional engineering details and technical specifications are provided.</p>
D. 9.	<p><b>Engineer Certification</b></p>
	<p>Before the issue of any construction certificate, engineer certification must be submitted to the Principal Certifier confirming that the structural design does not incorporate any temporary or permanent underpinning works or ground anchors, bolts, etc. which encroach outside the boundaries of the subject property.</p> <p>This development consent does NOT give approval to any works outside the boundaries of the subject property including any underpinning works to any structures on adjoining properties and Council's property.</p>
	<p><b>Condition Reason:</b> To ensure certification is provided that demonstrates all structural works are located within the boundaries of the site and do not include underpinning works to any structures on adjoining properties.</p>
D. 10.	<p><b>Geotechnical and Hydrogeological Design, Certification and Monitoring</b></p>
	<p>Before the issue of the construction certificate, the applicant must submit, for approval by the Principal Certifier, a detailed geotechnical report prepared and certified by a Geotechnical Engineer with National Engineering Register (NER) credentials in accordance with Chapter E2.2.10 of Council's DCP and Council's document "Guidelines for Preparation of Geotechnical and Hydrogeological Reports". The report must include a Geotechnical / Hydrogeological Monitoring Program together with civil and structural engineering details for foundation retaining walls, footings, basement tanking, and subsoil drainage systems, as applicable, prepared by a professional engineer, who is suitably qualified and experienced in geotechnical and hydrogeological engineering.</p> <p>These details must be certified by the professional engineer to:</p> <ol style="list-style-type: none"> <li>Provide appropriate support and retention to ensure there will be no ground settlement or movement, during excavation or after construction, sufficient to cause an adverse impact on adjoining property or public infrastructure.</li> <li>Provide appropriate support and retention to ensure there will be no adverse impact on surrounding property or infrastructure as a result of changes in local hydrogeology (behaviour of groundwater).</li> </ol>

	<p>c) Provide details of cut-off walls or similar controls prior to excavation such that any temporary changes to the groundwater level, during construction, will be kept within the historical range of natural groundwater fluctuations. Where the historical range of natural groundwater fluctuations is unknown, the design must demonstrate that changes in the level of the natural water table, due to construction, will not exceed 0.3m at any time.</p> <p>d) Provide tanking to below ground structures to prevent the entry of seepage water such that subsoil drainage/ seepage water is NOT collected and discharged to the kerb and gutter.</p> <p>e) Provide a Geotechnical and Hydrogeological Monitoring Program that:</p> <ul style="list-style-type: none"> <li>• will detect any settlement associated with temporary and permanent works and structures,</li> <li>• will detect deflection or movement of temporary and permanent retaining structures (foundation walls, shoring bracing or the like),</li> <li>• will detect vibration in accordance with AS 2187.2 Appendix J including acceptable velocity of vibration (peak particle velocity),</li> <li>• will detect groundwater changes calibrated against natural groundwater variations,</li> <li>• details the location and type of monitoring systems to be utilised,</li> <li>• details the pre-set acceptable limits for peak particle velocity and ground water fluctuations,</li> <li>• details recommended hold points to allow for the inspection and certification of geotechnical and hydrogeological measures by the professional engineer, and</li> <li>• details a contingency plan.</li> </ul> <p><b>Condition Reason:</b> To ensure that geotechnical and hydrogeological impacts are appropriately managed.</p>
<p><b>D. 11.</b></p>	<p><b>Ground Anchors</b></p> <p>This development consent does NOT give approval to works or structures over, on or under adjoining properties, public roads and/or footpaths.</p> <p>Before the issue of any construction certificate, if ground anchors are proposed:</p> <p>a) Prior written consent must be obtained from all relevant adjoining property owner(s) for the use of any ground anchors extending beyond the boundaries of the subject property.</p> <p>b) The use of permanent ground anchors under Council land is not permitted. Temporary ground anchors under Council's land may be permitted, in accordance with Council's "Rock Anchor Policy", where alternative methods of stabilisation would not be practicable or viable, and where there would be benefits in terms of reduced community impact due to a shorter construction period, reduced disruption to pedestrian and vehicular traffic on adjacent public roads, and a safer working environment.</p> <p>c) If temporary ground anchors under Council land are proposed, a separate application, including payment of fees, must be made to Council under Section 138 of the Roads Act 1993. Application forms and Council's "Rock Anchor Policy" are available from Council's website. Approval may be granted subject to conditions of consent. A minimum of four weeks should be allowed for assessment.</p> <p><b>Notes:</b></p> <ul style="list-style-type: none"> <li>• To ensure that this work is completed to Council's satisfaction, this consent by separate condition, may impose one or more Infrastructure Works Bonds.</li> <li>• Road has the same meaning as in the Roads Act 1993.</li> </ul>

	<ul style="list-style-type: none"> <li>Clause 17 of the Roads (General) Regulation 2018 prohibits excavation in the vicinity of roads as follows: "Excavations adjacent to road - A person must not excavate land in the vicinity of a road if the excavation is capable of causing damage to the road (such as by way of subsidence) or to any work or structure on the road." Separate approval is required under the Roads Act 1993 for any underpinning, shoring, soil anchoring (temporary) or the like within or under any road. Council will not give approval to permanent underpinning, shoring, soil anchoring within or under any road.</li> </ul> <p><b>Condition Reason:</b> To ensure the relevant approval is gained for any temporary ground anchors.</p>
<p><b>D. 12.</b></p>	<p><b>Parking Facilities</b></p> <p>Before the issue of any construction certificate, the construction certificate plans and specifications required under clause 7 of the Development Certification and Fire Safety Regulation, must include detailed plans and specifications for all bicycle, car and commercial vehicle parking in compliance with AS2890.3: Parking Facilities - Bicycle Parking Facilities, AS 2890.6 Parking facilities - Off-street parking for people with disabilities, AS/NZS 2890.1: Parking Facilities - Off-Street Car Parking and AS 2890.2: Off-Street Parking: Commercial Vehicle Facilities respectively.</p> <p>Access levels and grades must comply with access levels and grades required by Council under the Roads Act 1993.</p> <p>The Principal Certifier has no discretion to reduce or increase the number or area of car parking or commercial parking spaces required to be provided and maintained by this consent.</p> <p><b>Condition Reason:</b> To ensure parking facilities are designed in accordance with the Australian Standard.</p>
<p><b>D. 13.</b></p>	<p><b>Stormwater Management Plan</b></p> <p>Before the issue of any construction certificate, the applicant must submit, for approval by the Principal Certifier, detailed stormwater management plans prepared and certified by a chartered professional civil engineer, which detail the following:</p> <ol style="list-style-type: none"> <li>General design in accordance with stormwater management plans, referenced 23094-Rev 5, prepared by Sparks and Partners, dated 25/10/2023, other than amended by this and other conditions.</li> <li>All below ground structures are to be fully tanked such that subsoil drainage/seepage water is NOT discharged to the kerb and gutter to comply with Chapter E2.2.5 and E2.2.10 of the Council's DCP. Notation to this requirement must be clearly depicted on the drawings.</li> <li>Discharge of stormwater from the site, by direct connection, to the Council's underground street drainage system in Cranbrook Road. The discharge must be located within the frontage of the site. Only one stormwater outlet will be permitted. The stormwater outlet pipe across the Council's property must have a minimum grade of 1% to comply with Council's DCP and AS3500.3.</li> <li>A pump out system must be installed which pumps to the On-site Stormwater Detention (OSD) system prior to discharging to the street drainage system by gravity. The pump out system must be designed in accordance with AS3500.3.</li> <li>A pump out system with a minimum storage volume of 9.5m<sup>3</sup> must be installed to collect any surface runoff which cannot drain to the On-site Stormwater Detention (OSD) system by gravity. The pump out system must be designed in accordance with AS3500.3.</li> </ol>



- f) The provision of stormwater treatment system including but not limited to 5m<sup>3</sup> rainwater tank (RWT), 5 x OceanGuard and 5 x 690mm PSorb Stormfilter by Ocean Protect to meet the water quality targets stipulated in Chapter E2.2.3 of Council's DCP. Stormwater runoff from min. 324m<sup>2</sup> roof area must be directed to the 5m<sup>3</sup> RWT for reuse purposes to comply with the MUSIC model.
- g) Details of backflow prevention measures/devices such as non-return valves must be provided to eliminate the risk of backflows from Council's drainage system into the site during flooding events. Backflow prevention devices must be located wholly within the subject site.
- h) The OSD system must be designed with a safe emergency surcharge/overflow route to Council's street drainage system in Cranbrook Road.
- i) The installation of rainwater tank (RWT) to comply with BASIX certificate. Overflow from the RWT must be directed to the proposed OSD system by gravity.
- j) The stormwater management plans must specify any components of the existing drainage system to be retained and certified to be in good condition and of adequate capacity to convey additional runoff and be replaced or upgraded if required.
- k) Detail the location of the existing stormwater drainage system including all pipes, inspection openings, surface drains, pits and their discharge location as well as any new stormwater drainage system.
- l) Detail any remedial works required to upgrade the existing stormwater drainage system.
- m) Internal stormwater drainage including but not limited to gutters and downpipes, pipes and pits are to be designed for rainfall intensities up to and including the 1% AEP event if an unimpeded overland flow path to the street drainage system is not available. Design details and calculations must be included in the stormwater management plans.
- n) Interceptor drain(s) at the site boundary to prevent stormwater flows from the site crossing the footpath.
- o) Dimensions of all drainage pits and access grates must comply with AS3500.3.
- p) Compliance with the objectives and performance requirements of the BCA.
- q) General compliance with the Council's Woollahra DCP 2015 Chapter E2 – Stormwater and Flood Risk Management.

The Stormwater Management Plan must also include the following specific requirements:

**Layout Plan**

A detailed drainage plan at a scale of 1:100 based on drainage calculations prepared in accordance with the Australian Government publication, Australian Rainfall and Run-off, 2019 edition or most current version thereof. It must include:

- a) All pipe layouts, dimensions, grades, lengths and material specification.
- b) Location of proposed rainwater tanks.
- c) All invert levels reduced to Australian Height Datum (AHD).
- d) Location and dimensions of all drainage pits.
- e) Point and method of connection to Council's drainage infrastructure.
- f) Overland flow paths over impervious areas.

**On-site Stormwater Detention (OSD) System Details:**

- a) Any potential conflict between existing and proposed trees and vegetation.
- b) Internal dimensions and volume of the proposed detention storage.
- c) Diameter of the outlet to the proposed detention storage basin.
- d) Plans, elevations and sections showing the detention storage basin invert level, centre-line level of outlet, top water level, finished surface level and adjacent structures.
- e) Details of access and maintenance facilities.

	<p>f) Construction and structural details of all tanks and pits and/or manufacturer's specifications for proprietary products.</p> <p>g) Details of the emergency overland flow-path (to an approved Council drainage point) in the event of a blockage to the OSD System.</p> <p>h) Non-removable fixing details for Orifice plates where used.</p> <p><b>Rainwater Reuse System Details:</b></p> <p>a) Any potential conflict between existing and proposed trees and vegetation.</p> <p>b) Internal dimensions and volume of the proposed rainwater storage.</p> <p>c) Plans, elevations and sections showing the rainwater tanks, finished surface level and adjacent structures.</p> <p>d) Details of access and maintenance facilities.</p> <p>e) Construction and structural details of all tanks and pits and/or manufacturer's specifications for proprietary products.</p> <p>f) Details of the emergency overland flow-path (to an approved Council drainage point) in the event of a blockage to the rainwater tanks</p> <p>For Stormwater Drainage works on Council's property, separate approval under Section 138 of the Roads Act 1993 must be obtained from Council for those works before the issue of any construction certificate.</p> <p>All Stormwater Drainage System work within any road or public place must comply with Woollahra Municipal Council's Specification for Roadworks, Drainage and Miscellaneous Works (2012).</p> <p><b>Notes:</b></p> <ul style="list-style-type: none"> <li>The collection, storage and use of rainwater is to be in accordance with Standards Australia HB230 "Rainwater Tank Design and Installation Handbook".</li> </ul> <p><b>Condition Reason:</b> To ensure that site stormwater is disposed of in a controlled and sustainable manner.</p>
<p><b>D. 14.</b></p>	<p><b>Non-Gravity Drainage Systems</b></p> <p>Before the issue of any construction certificate, the construction certificate plans and specifications required under clause 7 of the Development Certification and Fire Safety Regulation, must include a Stormwater Management Plan for the site.</p> <p>The Stormwater Management Plan must detail the non-gravity drainage systems (charged, siphon, pump/sump systems) being designed in accordance with Woollahra DCP 2015 Chapter E2 – Stormwater and Flood Risk Management.</p> <p><b>Notes:</b></p> <ul style="list-style-type: none"> <li>The Woollahra DCP is available from Council's website <a href="http://www.woollahra.nsw.gov.au">www.woollahra.nsw.gov.au</a></li> </ul> <p><b>Condition Reason:</b> To ensure that site stormwater is disposed of in a controlled and sustainable manner.</p>
<p><b>D. 15.</b></p>	<p><b>Flood Protection</b></p> <p>Before the issue of any construction certificate, the construction certificate plans and specifications required under clause 7 of the Development Certification and Fire Safety Regulation, must include a Flood Risk Management Plan on the basis of the Flood Planning Level (FPL).</p>

	<p><b>Flood Warning:</b></p> <p>a) A permanent flood risk management plan shall be installed in a prominent area of the garage,</p> <p>Flood protection is to comply with Woollahra DCP 2015, Part E General Controls for All Development, Chapter E2 –Stormwater and Flood Risk Management.</p> <p><b>Notes:</b></p> <ul style="list-style-type: none"> <li>The revised driveway profile, gradients and transitions must be in accordance with Australian Standard 2890.1, Part 1: Off-street car parking. The driveway profile submitted to Council must contain all relevant details: reduced levels, proposed grades and distances. Council will not allow alteration to existing reduced levels within the road or any other public place to achieve flood protection.</li> </ul> <p><b>Condition Reason:</b> To ensure the development incorporates flood inundation protection measures.</p>
<p><b>D. 16.</b></p>	<p><b>Tree Protection Plan and Specification</b></p> <p>Before the issue of any construction certificate, the Principal Certifier must ensure the measures for tree protection detailed in this consent are in place. The construction certificate plans and specifications must show the following information:</p> <p>a) Trees to be numbered and coloured in accordance with these conditions:</p> <ul style="list-style-type: none"> <li>shaded green where required to be retained and protected</li> <li>shaded red where authorised to be removed</li> <li>shaded yellow where required to be transplanted</li> <li>shaded blue where required to be pruned</li> </ul> <p>b) Tree Protection Plan and Specification prepared by an arborist with a minimum qualification of AQF 5 including the following:</p> <ul style="list-style-type: none"> <li>Tree Location Plan (to scale) based on/overlaid with the approved plans, indicating trees to be retained, removed or transplanted, and the location of tree protection zones (TPZ) and structural root zones (SRZ) of trees to be retained and protected.</li> <li>The plan must also include site specific tree protection recommendations such as fencing, ground and trunk protection and other protection devices.</li> <li>Tree Protection Specification (written document) with tree protection requirements included from this consent and in accordance with sections 4 &amp; 5 of AS4970, providing guidance for the implementation of tree protection methods.</li> <li>To minimise construction damage, the plan must show specific areas requiring works to be done under direct supervision of the project arborist.</li> </ul> <p>c) References to applicable tree management plan, arborists report or transplant method statement.</p> <p>This plan must be kept on site until the issue of the occupation certificate for the whole building.</p> <p><b>Condition Reason:</b> To ensure the construction certificate includes the approved tree management details, and all measures are implemented.</p>

<p><b>D. 17.</b></p>	<p><b>Schedule of Conservation Works</b></p> <p>A Schedule of Conservation Work is required prior to the issue of any Construction Certificate, and is to be prepared to the satisfaction of Council’s heritage officer.</p> <p>The Schedule must outline elements of the original Rothesay villa which are to be conserved and restored as part of the retained historic building.</p> <p>Further to this, prior to issue of the Occupation Certificate, a conservation report outlining that the works as detailed in the Schedule of Conservation Works are undertaken to a satisfactory manner must be prepared by an experienced heritage professional and submitted to Council for review.</p>
	<p><b>Condition Reason:</b> <i>To ensure conservation works forming part of the Development Consent, are undertaken as detailed, and by qualified and/or experienced skilled personnel.</i></p>
<p><b>D. 18.</b></p>	<p><b>Swimming and Spa Pools – Child Resistant Barriers</b></p> <p>Before the issue of any construction certificate, the construction certificate plans and specifications required under clause 7 of the Development Certification and Fire Safety Regulation, must demonstrate compliance (by showing the proposed location of all child-resistant barriers and the resuscitation sign) with the provisions of the Swimming Pools Act 1992 and the Building Code of Australia.</p> <p>Approval is not granted for the modification of any boundary fencing beyond what is authorised by the stamped approved plans, as modified by any condition of consent or what is permitted to be carried out as ‘exempt development’ under State Environmental Planning Policy (Exempt and Complying Development Codes) 2008.</p> <p><b>Notes:</b></p> <ul style="list-style-type: none"> <li>A statement to the effect that isolation swimming pool fencing complying with AS1926 will be installed does not satisfy this condition. The location of the required barriers and the sign must be detailed upon the construction certificate plans.</li> </ul> <p><b>Condition Reason:</b> To ensure child-resistant swimming and spa pool barriers are provided.</p>
<p><b>D. 19.</b></p>	<p><b>Swimming and Spa Pools – Backwash</b></p> <p>Before the issue of any construction certificate, the construction certificate plans and specifications required under clause 7 of the Development Certification and Fire Safety Regulation, must detail the connection of backwash to Sydney Waters sewer in compliance with clause 10.9 (Figure 10.2) of AS/NZS 3500.2.2.</p> <p><b>Notes:</b></p> <ul style="list-style-type: none"> <li>The plans must show the location of Sydney Water’s sewer, the yard gully or any new connection to the sewer system including a detailed cross section of the connection complying with clause 10.9 (Figure 10.2) of AS/NZS 3500.2.2.</li> <li>The discharge of backwash water to any stormwater system is water pollution and an offence under the Protection of the Environment Operations Act 1997. The connection of any backwash pipe to any stormwater system is an offence under the Protection of the Environment Operations Act 1997.</li> </ul>

	<p><b>Condition Reason:</b> To ensure swimming and spa pool backwash is connected to Sydney Waters sewer.</p>
D. 20.	<p><b>Waste Storage – Single Dwelling</b></p>
	<p>Before the issue of any construction certificate, the construction certificate plans and specifications required by clause 7 of the Development Certification and Fire Safety Regulation, must make provision for:</p> <ol style="list-style-type: none"> <li>A storage area for 1 x 120 litre general wastes bin, one x 240 litre green waste bin, two x recycling crates behind the building line or within non-habitable areas of the dwelling.</li> <li>A path for wheeling bins between the waste and recycling storage area and the collection point free of steps and kerbs and having a maximum grade of 1:8.</li> </ol>
	<p><b>Condition Reason:</b> To ensure a waste and recycling storage area is provided.</p>
D. 21.	<p><b>Checking Construction Certificate Plans – Protecting Assets Owned by Sydney Water</b></p>
	<p>Before the issue of any construction certificate, the approved plans must be submitted to Sydney Water Tap In™ online service to determine whether the development will affect any Sydney Water wastewater and water mains, stormwater drains and/or easement, and any requirements need to be met.</p> <p>The Tap In™ service provides 24/7 access to a range of services, including:</p> <ul style="list-style-type: none"> <li>• building plan approvals</li> <li>• connection and disconnection approvals</li> <li>• diagrams</li> <li>• trade waste approvals</li> <li>• pressure information</li> <li>• water meter installations</li> <li>• pressure boosting and pump approvals</li> <li>• changes to an existing service or asset, e.g. relocating or moving an asset.</li> </ul> <p><b>Notes:</b></p> <ul style="list-style-type: none"> <li>• For more information go to Sydney Water <a href="http://www.sydneywater.com.au/tapin/index.htm">www.sydneywater.com.au/tapin/index.htm</a> and <a href="http://www.sydneywater.com.au/SW/plumbing-building-developing/building/building-over-or-next-to-assets/index.htm">www.sydneywater.com.au/SW/plumbing-building-developing/building/building-over-or-next-to-assets/index.htm</a> or call 1300 082 746.</li> </ul>
	<p><b>Condition Reason:</b> To ensure the development meets the requirements of Sydney Water, and protects existing assets owned by Sydney Water.</p>
D. 22.	<p><b>Light and Ventilation</b></p>
	<p>Before the issue of any construction certificate, the construction certificate plans and specifications required under clause 7 of the Development Certification and Fire Safety Regulation, must detail all lighting, mechanical ventilation or air-conditioning systems complying with Part F.4 of the BCA or clause 3.8.4 and 3.8.5 of the BCA Housing Provisions, inclusive of AS 1668.1, AS 1668.2 and AS/NZS 3666.1.</p> <p>If an alternate solution is proposed then the construction certificate application must include a statement as to how the performance requirements of the BCA are to be complied with and support the performance based solution by expert evidence of suitability.</p>

	<p>This condition does not set aside the mandatory requirements for ‘Legionella Control’ under the Public Health Act 2010 and Public Health Regulation 2022 in relation to regulated systems. This condition does not set aside the effect of the Protection of the Environment Operations Act 1997 in relation to offensive noise or odour.</p> <p><b>Notes:</b></p> <ul style="list-style-type: none"> <li>• Clause 69 of the Regulation requires compliance with the BCA. Clause 19 of the Development Certification and Fire Safety Regulation prevents the issue of a construction certificate unless the Principal Certifier is satisfied that compliance has been achieved.</li> <li>• Part 3, Division 1 of the Development Certification and Fire Safety Regulation details what information must be submitted with any construction certificate. It is the Applicant's responsibility to demonstrate compliance through the construction certificate application process.</li> <li>• Applicants must also consider possible noise and odour nuisances that may arise. The provisions of the Protection of the Environment Operations Act 1997 have overriding effect if offensive noise or odour arises from the use.</li> <li>• Applicants must pay attention to the location of air intakes and air exhausts relative to sources of potentially contaminated air and neighbouring windows and air intakes respectively, see section 2 and 3 of AS 1668.2.</li> </ul>
	<p><b>Condition Reason:</b> To ensure the development is provided with adequate light and ventilation.</p>
<p><b>D. 23.</b></p>	<p><b>Electric vehicle circuitry and electric vehicle charging point requirements</b></p>
	<p>Before the issue of any construction certificate, the construction certificate plans and specifications required under clause 7 of the Development Certification and Fire Safety Regulation, must include an accurate electrical plan of all off-street car parking spaces, prepared by a suitably qualified person, which includes details and specifications to illustrate how the off-street car parking spaces will be constructed with the capacity to install at a minimum, a ‘Level 2’ (single phase, 7Kw power) electric vehicle charger point.</p>
	<p><b>Condition Reason:</b> To ensure the provision of electric vehicle circuitry to enable the future installation of electric vehicle charging point(s).</p>

**E. BEFORE BUILDING WORK COMMENCES**

<p><b>E. 1.</b></p>	<p><b>Compliance with Building Code of Australia and insurance requirements under the Home Building Act 1989</b></p>
	<p>Before any building work commences, and under section 4.17(11) of the Act, the following conditions are prescribed in relation to a development consent for development that involves any building work:</p> <ol style="list-style-type: none"> <li>that the work must be carried out in accordance with the requirements of the Building Code of Australia,</li> <li>in the case of residential building work for which the Home Building Act 1989 requires there to be a contract of insurance in force in accordance with Part 6 of that Act, that such a contract of insurance is in force before any building work authorised to be carried out by the consent commences.</li> </ol> <p>This condition does not apply:</p> <ol style="list-style-type: none"> <li>to the extent to which an exemption is in force under the Home Building Regulation 2014, or</li> <li>to the erection of a temporary building.</li> </ol>

	<p>In this condition, a reference to the BCA is a reference to that code as in force on the date the application for the relevant Construction Certificate is made.</p> <p><b>Notes:</b></p> <ul style="list-style-type: none"> <li>• This condition must be satisfied prior to commencement of any work in relation to the contract of insurance under the Home Building Act 1989. This condition also has effect during the carrying out of all building work with respect to compliance with the Building Code of Australia.</li> <li>• All new guttering is to comply with the provisions of AS3500.</li> </ul> <p><b>Condition Reason:</b> To ensure that works are carried out in accordance with the Building Code of Australia and any required contract of insurance is in force.</p>
<p><b>E. 2.</b></p>	<p><b>Building - Construction Certificate, Appointment of Principal Certifier, Appointment of Principal Contractor and Notice of Commencement (Part 6, Division 6.3 of the Act)</b></p> <p>Building work must not commence, until:</p> <ol style="list-style-type: none"> <li>a) A construction certificate for the building work has been issued by the consent authority, the Council (if the Council is not the consent authority) or an accredited Certifier, and</li> <li>b) The person having the benefit of the development consent has: <ul style="list-style-type: none"> <li>• appointed a Principal Certifier for the building work, and</li> <li>• notified the Principal Certifier that the person will carry out the building work as an Owner-builder, if that is the case, and</li> </ul> </li> <li>c) The Principal Certifier has, no later than 2 days before the building work commences: <ul style="list-style-type: none"> <li>• notified the consent authority and the Council (if the Council is not the consent authority) of his or her appointment, and</li> <li>• notified the person having the benefit of the development consent of any critical stage inspections and other inspections that are to be carried out in respect of the building work, and</li> </ul> </li> <li>d) The person having the benefit of the development consent, if not carrying out the work as an Owner-builder, has: <ul style="list-style-type: none"> <li>• appointed a Principal Contractor for the building work who must be the holder of a contractor licence if any residential building work is involved, and</li> <li>• notified the Principal Certifier of any such appointment, and</li> <li>• unless that person is the Principal Contractor, notified the Principal Contractor of any critical stage inspections and other inspections that are to be carried out in respect of the building work, and</li> <li>• given at least 2 days' notice to the Council of the person's intention to commence the erection of the building.</li> </ul> </li> </ol> <p><b>Notes:</b></p> <ul style="list-style-type: none"> <li>• <b>Building</b> has the same meaning as in section 1.4 of the Act and includes part of a building and any structure or part of a structure.</li> <li>• <b>New building</b> has the same meaning as in section 6.1 of the Act and includes an altered portion of, or an extension to, an existing building.</li> <li>• The commencement of demolition works associated with an altered portion of, or an extension to, an existing building is considered to be the commencement of building work requiring compliance with section 6.6(2) of the Act (including the need for a Construction Certificate) prior to any demolition work. See: <i>Over our Dead Body Society Inc v Byron Bay Community Association Inc</i> [2001] NSWLEC 125.</li> <li>• Construction Certificate Application, PC Service Agreement and Notice of Commencement forms can be downloaded from Council's website <a href="http://www.woollahra.nsw.gov.au">www.woollahra.nsw.gov.au</a></li> <li>• It is an offence for any person to carry out the erection of a building in breach of this condition and in breach of section 6.6(2) of the Act.</li> </ul>

	<ul style="list-style-type: none"> <li>Under the Home Building Act 1989 any property owner who intends undertaking construction work to a dwelling house or dual occupancy to the value of \$12,000 or over must complete an approved education course and obtain an owner-builder permit from NSW Fair Trading.</li> </ul> <p><b>Condition Reason:</b> To ensure a construction certificate has been issued, a Principal Certifier is appointed, a Principal Contractor (if applicable) is appointed, and a notice of commencement has been submitted.</p>
<p><b>E. 3.</b></p>	<p><b>Notification of Home Building Act 1989 requirements</b></p> <p>Residential building work within the meaning of the Home Building Act 1989 must not be carried out unless the Principal Certifier for the development to which the work relates (not being the Council) has given the Council written notice of the following information:</p> <p>a) In the case of work for which a Principal Contractor is required to be appointed:</p> <ul style="list-style-type: none"> <li>the name and licence number of the Principal Contractor, and</li> <li>the name of the insurer by which the work is insured under Part 6 of that Act,</li> </ul> <p>b) In the case of work to be done by an Owner-builder:</p> <ul style="list-style-type: none"> <li>the name of the Owner-builder, and</li> <li>if the Owner-builder is required to hold an Owner-builder permit under that Act, the number of the Owner-builder permit.</li> </ul> <p>If arrangements for doing the residential building work are changed while the work is in progress so that the information notified under subclause (2) becomes out of date, further work must not be carried out unless the Principal Certifier for the development to which the work relates (not being the Council) has given the Council written notice of the updated information.</p> <p>This clause does not apply in relation to Crown building work that is certified, in accordance with section 6.28 of the Act, to comply with the Building Code of Australia.</p> <p>For the purposes of section 4.17(11) of the Act, the requirements of this condition are prescribed as conditions of a development consent for development that involves any residential building work within the meaning of the Home Building Act 1989.</p> <p><b>Condition Reason:</b> To ensure Council is notified of the Home Building Acts 1989 requirements.</p>
<p><b>E. 4.</b></p>	<p><b>Erosion and Sediment Controls – Installation</b></p> <p>Before any building work commences, water pollution, erosion and sedimentation controls must be installed and maintained in accordance with:</p> <p>a) The Soil and Water Management Plan if required under this consent;</p> <p>b) “Do it Right On Site, Soil and Water Management for the Construction Industry” and accompanying factsheets published by the Southern Sydney Regional Organisation of Councils, and</p> <p>c) “Managing Urban Stormwater - Soils and Construction” 2004 published by the NSW Government (The Blue Book).</p> <p>Where there is any conflict The Blue Book takes precedence.</p> <p><b>Notes:</b></p> <ul style="list-style-type: none"> <li>The International Erosion Control Association – Australasia (<a href="http://www.austieca.com.au/">www.austieca.com.au/</a>) lists consultant experts who can assist in ensuring compliance with this condition.</li> </ul>



	<ul style="list-style-type: none"> <li>• Where Soil and Water Management Plan is required for larger projects it is recommended that this be produced by a member of the International Erosion Control Association – Australasia.</li> <li>• The “Do it Right On Site, Soil and Water Management for the Construction Industry” publication and the accompanying factsheets can be downloaded from <a href="http://www.woollahra.nsw.gov.au">www.woollahra.nsw.gov.au</a> and The Blue Book is available at <a href="http://www.environment.nsw.gov.au">www.environment.nsw.gov.au</a></li> <li>• A failure to comply with this condition may result in penalty infringement notices, prosecution, notices and orders under the Act and/or the Protection of the Environment Operations Act 1997 without any further warning. It is a criminal offence to cause, permit or allow pollution.</li> <li>• Section 257 of the Protection of the Environment Operations Act 1997 provides inter alia that “the occupier of premises at or from which any pollution occurs is taken to have caused the pollution”.</li> <li>• Warning: Irrespective of this condition any person occupying the site may be subject to proceedings under the Protection of the Environment Operations Act 1997 where pollution is caused, permitted or allowed as the result of their occupation of the land being.</li> </ul>
	<b>Condition Reason:</b> To prevent potential water pollution and dust nuisance.

**F. DURING BUILDING WORK**

<b>F. 1.</b>	<p><b>Compliance with BCA and Insurance Requirements under the Home Building Act 1989</b></p> <p>While site work is being carried out:</p> <ul style="list-style-type: none"> <li>a) work must be carried out in accordance with the requirements of the Building Code of Australia (BCA),</li> <li>b) in the case of residential building work for which the Home Building Act 1989 requires there to be a contract of insurance in force in accordance with Part 6 of that Act, that such a contract of insurance is in force before any building work authorised to be carried out by the consent commences.</li> </ul> <p>This condition does not apply:</p> <ul style="list-style-type: none"> <li>a) to the extent to which an exemption is in force under the Development Certification and Fire Safety Regulations, or</li> <li>b) to the erection of a temporary building.</li> </ul> <p>In this clause, a reference to the BCA is a reference to that Code as in force on the date the application for the relevant construction certificate is made.</p> <p>For the purposes of section 4.17(11) of the Act, the above condition is prescribed in relation to a development consent for development that involves any building work.</p> <p><b>Notes:</b></p> <ul style="list-style-type: none"> <li>• All new guttering is to comply with the provisions of AS 3500.</li> </ul>
	<b>Condition Reason:</b> To ensure compliance with the BCA and Home building Act 1989.
<b>F. 2.</b>	<p><b>Public Footpaths – Safety, Access and Maintenance</b></p> <p>While site work is being carried out, any person acting with the benefit of this consent must:</p> <ul style="list-style-type: none"> <li>a) Not erect or maintain any gate or fence that swings out, or encroaches upon the road or the footway.</li> </ul>

- b) Not use the road or footway for the storage of any article, material, matter, waste or thing.
- c) Not use the road or footway for any work.
- d) Keep the road and footway in good repair free of any trip hazard or obstruction.
- e) Any damage caused to the road, footway, vehicular crossing, nature strip or any public place must be immediately made safe and then repaired, to the satisfaction of Council.
- f) Not stand any plant and equipment upon the road or footway.
- g) If it is proposed to locate any site fencing, hoardings, skip bins or other articles upon any part of the footpath, nature strip or any public place, or operate a crane, hoist or concrete pump on or over Council land, an application must be submitted to and approved by Council beforehand.
- h) Provide a clear safe pedestrian route a minimum of 1.5m wide.
- i) Protect heritage listed street name inlays located in the footpath, kerb and gutter, and any other structure, to ensure they are not removed or damaged during development.

This condition does not apply to the extent that a permit or approval exists under the section 148B of the Road Transport Act 2013, section 138 of the Roads Act 1993 or section 68 of the Local Government Act 1993 except that at all time compliance is required with:

- a) Australian Standard AS 1742 (Set): Manual of uniform traffic control devices and all relevant parts of this set of standards.
- b) Australian Road Rules.

**Notes:**

- Section 148B of the Road Transport Act 2013 allows the NSW Police to close any road or road related area to traffic during any temporary obstruction or danger to traffic or for any temporary purpose.
- Section 138 of the Roads Act 1993 provides that a person must not:
  - erect a structure or carry out a work in, on or over a public road, or
  - dig up or disturb the surface of a public road, or
  - remove or interfere with a structure, work or tree on a public road, or
  - pump water into a public road from any land adjoining the road, or
  - connect a road (whether public or private) to a classified road,
  - otherwise than with the consent of the appropriate roads authority.
- Section 68 of the Local Government Act 1993 provides that a person may carry out certain activities only with the prior approval of the Council including:
  - Part C Management of waste:
    - a) For fee or reward, transport waste over or under a public place
    - b) Place waste in a public place
    - c) Place a waste storage container in a public place.
  - Part E Public roads:
    - a) Swing or hoist goods across or over any part of a public road by means of a lift, hoist or tackle projecting over the footway
    - b) Expose or allow to be exposed (whether for sale or otherwise) any article in or on or so as to overhang any part of the road or outside a shop window or doorway abutting the road, or hang an article beneath an awning over the road.

**Condition Reason:** To ensure safe access is maintained to footpaths and roads during building works.

**Condition Reason:** To ensure that the support of adjoining land is not removed.

**Condition Reason:** To monitor and manage vibration impacts from development.

<b>F. 3.</b>	<p><b>Critical Stage Inspections</b></p> <p>While site work is being carried out, critical stage inspections must be called for by the Principal Contractor or Owner-builder as required by the Principal Certifier, any PC service agreement, the Act, the Development Certification and Fire Safety Regulation, and the Regulation.</p> <p>Work must not proceed beyond each critical stage until the Principal Certifier is satisfied that work is proceeding in accordance with this consent, the construction certificate(s) and the Act.</p> <p>Critical stage inspections means the inspections prescribed by the Development Certification and Fire Safety Regulations, and Regulations for the purposes of section 6.5 of the Act or as required by the Principal Certifier and any PC Service Agreement.</p> <p><b>Notes:</b></p> <ul style="list-style-type: none"> <li>• The Principal Certifier may require inspections beyond mandatory critical stage inspections in order that the Principal Certifier be satisfied that work is proceeding in accordance with this consent.</li> <li>• The Principal Certifier may, in addition to inspections, require the submission of Compliance Certificates, survey reports or evidence of suitability in accordance with Part A2G2 of the BCA in relation to any matter relevant to the development.</li> </ul> <p><b>Condition Reason:</b> To ensure that building work progresses in accordance with the approved plans, conditions of consent, and requirements of the act.</p>
<b>F. 4.</b>	<p><b>Hours of Work –Amenity of the Neighbourhood</b></p> <p>While site work is being carried out:</p> <ol style="list-style-type: none"> <li>a) No work must take place on any Sunday or public holiday.</li> <li>b) No work must take place before 7am or after 5pm any weekday.</li> <li>c) No work must take place before 7am or after 1pm any Saturday.</li> <li>d) The following work must not take place before 9am or after 4pm any weekday, or before 9am or after 1pm any Saturday or at any time on a Sunday or public holiday:             <ol style="list-style-type: none"> <li>i. piling,</li> <li>ii. piling,</li> <li>iii. rock or concrete cutting, boring or drilling,</li> <li>iv. rock breaking,</li> <li>v. rock sawing,</li> <li>vi. jack hammering, or</li> <li>vii. machine excavation.</li> </ol> </li> <li>e) No loading or unloading of material or equipment associated with the activities listed in part d) above must take place before 9am or after 4pm any weekday, or before 9am or after 1pm any Saturday or at any time on a Sunday or public holiday.</li> <li>f) No operation of any equipment associated with the activities listed in part d) above must take place before 9am or after 4pm any weekday, or before 9am or after 1pm any Saturday or at any time on a Sunday or public holiday.</li> <li>g) No rock excavation being cutting, boring, drilling, breaking, sawing , jack hammering or bulk excavation of rock, must occur without a 15 minute interval break within every hour.</li> </ol> <p><b>Notes:</b></p> <ul style="list-style-type: none"> <li>• The use of noise and vibration generating plant and equipment and vehicular traffic, including trucks in particular, significantly degrade the amenity of neighbourhoods and more onerous restrictions apply to these activities.</li> </ul>

	<p>This more invasive work generally occurs during the foundation and bulk excavation stages of development. If you are in doubt as to whether or not a particular activity is considered to be subject to the more onerous requirement (9am to 4pm weekdays and 9am to 1pm Saturdays) please consult with Council.</p> <ul style="list-style-type: none"> <li>• Each and every breach of this condition by any person may be subject to a separate penalty infringement notice or prosecution.</li> <li>• The delivery and removal of plant, equipment and machinery associated with wide loads subject to Transport for NSW and NSW Police restrictions on their movement outside the approved hours of work will be considered on a case by case basis.</li> <li>• Compliance with these hours of work does not affect the rights of any person to seek a remedy to offensive noise as defined by the Protection of the Environment Operations Act 1997, the Protection of the Environment Operations (Noise Control) Regulation 2017.</li> <li>• NSW EPA Noise Guide is available at <a href="http://www.epa.nsw.gov.au/noise/nqlg.htm">www.epa.nsw.gov.au/noise/nqlg.htm</a></li> </ul>
	<p><b>Condition Reason:</b> To mitigate the impact of work upon the amenity of the neighbourhood.</p>
<p><b>F. 5.</b></p>	<p><b>Maintenance of Environmental Controls</b></p> <p>While site work is being carried out, the following monitoring, measures and controls must be maintained:</p> <ol style="list-style-type: none"> <li>erosion and sediment controls,</li> <li>dust controls,</li> <li>dewatering discharges,</li> <li>noise controls,</li> <li>vibration monitoring and controls, and</li> <li>ablutions.</li> </ol> <p><b>Condition Reason:</b> To ensure that environmental controls are maintained during building works to protect the public and surrounding environment.</p>
<p><b>F. 6.</b></p>	<p><b>Compliance with Geotechnical / Hydrogeological Monitoring Program</b></p> <p>While site work is being carried out, excavation must be undertaken in accordance with the recommendations of the Geotechnical / Hydrogeological Monitoring Program and any oral or written direction of the supervising professional engineer.</p> <p>The Principal Contractor and any sub-contractor must strictly follow the Geotechnical / Hydrogeological Monitoring Program for the development including, but not limited to:</p> <ol style="list-style-type: none"> <li>the location and type of monitoring systems to be utilised,</li> <li>recommended hold points to allow for inspection and certification of geotechnical and hydrogeological measures by the professional engineer, and</li> <li>the contingency plan.</li> </ol> <p><b>Notes:</b></p> <ul style="list-style-type: none"> <li>• The consent authority cannot require that the author of the geotechnical/hydrogeological report submitted with the development application to be appointed as the professional engineer supervising the work however, it is the Council’s recommendation that the author of the report be retained during the construction stage.</li> </ul> <p><b>Condition Reason:</b> To ensure the geotechnical and/or hydrogeological impacts of the development are appropriately managed.</p>

<p><b>F. 7.</b></p>	<p><b>Support of Adjoining Land and Buildings</b></p> <p>While site work is being carried out, a person must not do anything on or in relation to the site (the supporting land) that removes the support provided by the supporting land to any other land (the supported land) or building (the supported building).</p> <p>For the purposes of this condition, supporting land includes the natural surface of the site, the subsoil of the site, any water beneath the site, and any part of the site that has been reclaimed.</p> <p><b>Notes:</b></p> <ul style="list-style-type: none"> <li>• This condition does not authorise any trespass or encroachment upon any adjoining or supported land or building whether private or public. Where any underpinning, shoring, soil anchoring (temporary or permanent) or the like is considered necessary upon any adjoining or supported land by any person the Principal Contractor or Owner-builder must obtain:             <ul style="list-style-type: none"> <li>- the consent of the owners of such adjoining or supported land to trespass or encroach, or</li> <li>- an access order under the Access to Neighbouring Land Act 2000, or</li> <li>- an easement under section 88K of the Conveyancing Act 1919, or</li> <li>- an easement under section 40 of the Land and Environment Court Act 1979 as appropriate.</li> </ul> </li> <li>• Section 177 of the Conveyancing Act 1919 creates a statutory duty of care in relation to support of land. Accordingly, a person has a duty of care not to do anything on or in relation to land being developed (the supporting land) that removes the support provided by the supporting land to any other adjoining land (the supported land).</li> <li>• Clause 17 of the Roads Regulation 2018 prohibits excavation in the vicinity of roads as follows: “Excavations adjacent to road - A person must not excavate land in the vicinity of a road if the excavation is capable of causing damage to the road (such as by way of subsidence) or to any work or structure on the road.” Separate approval is required under the Roads Act 1993 for any underpinning, shoring, soil anchoring (temporary) or the like within or under any road. Council will not give approval to permanent underpinning, shoring, soil anchoring within or under any road.</li> <li>• The encroachment of work or the like is a civil matter of trespass or encroachment and Council does not adjudicate or regulate such trespasses or encroachments except in relation to encroachments upon any road, public place, Crown land under Council’s care control or management, or any community or operational land as defined by the Local Government Act 1993.</li> </ul> <p><b>Condition Reason:</b> To ensure that the support of adjoining land is not removed.</p>
<p><b>F. 8.</b></p>	<p><b>Vibration Monitoring</b></p> <p>While site work is being carried out, vibration monitoring equipment must be installed and maintained, under the supervision of a professional engineer with expertise and experience in geotechnical engineering, between any potential source of vibration and any building identified by the professional engineer as being potentially at risk of movement or damage from settlement and/or vibration during the excavation and during the removal of any excavated material from the land being developed.</p> <p>If vibration monitoring equipment detects any vibration at the level of the footings of any adjacent building exceeding the peak particle velocity adopted by the professional engineer as the maximum acceptable peak particle velocity an audible alarm must activate such that the Principal Contractor and any sub-contractor are easily alerted to the event.</p>

	<p>Where any such alarm triggers all excavation works must cease immediately. Prior to the vibration monitoring equipment being reset by the professional engineer and any further work recommencing the event must be recorded and the cause of the event identified and documented by the professional engineer.</p> <p>Where the event requires, in the opinion of the professional engineer, any change in work practices to ensure that vibration at the level of the footings of any adjacent building does not exceed the peak particle velocity adopted by the professional engineer as the maximum acceptable peak particle velocity these changes in work practices must be documented and a written direction given by the professional engineer to the Principal Contractor and any sub-contractor clearly setting out required work practice.</p> <p>The Principal Contractor and any sub-contractor must comply with all work directions, verbal or written, given by the professional engineer.</p> <p>A copy of any written direction required by this condition must be provided to the Principal Certifier within 24 hours of any event.</p> <p>Where there is any movement in foundations such that damaged is occasioned to any adjoining building or such that there is any removal of support to supported land the professional engineer, Principal Contractor and any sub-contractor responsible for such work must immediately cease all work, inform the owner of that supported land and take immediate action under the direction of the professional engineer to prevent any further damage and restore support to the supported land.</p> <p><b>Notes:</b></p> <ul style="list-style-type: none"> <li>• <b>Professional engineer</b> has the same mean as in Schedule 1 of the BCA.</li> <li>• <b>Building</b> has the same meaning as in section 1.4 of the Act i.e. “building includes part of a building and any structure or part of a structure....”</li> <li>• <b>Supported land</b> has the same meaning as in the Conveyancing Act 1919.</li> </ul> <p><b>Condition Reason:</b> To monitor and manage vibration impacts from development.</p>
<p><b>F. 9.</b></p>	<p><b>Erosion and Sediment Controls – Maintenance</b></p> <p>While site work is being carried out, water pollution, erosion, and sedimentation controls must be maintained in accordance with:</p> <ol style="list-style-type: none"> <li>a) the Soil and Water Management Plan required under this consent,</li> <li>b) “Do it Right On Site, Soil and Water Management for the Construction Industry” and the accompanying factsheets published by the Southern Sydney Regional Organisation of Councils, and</li> <li>c) “Managing Urban Stormwater - Soils and Construction” 2004 published by the NSW Government (The Blue Book).</li> </ol> <p>Where there is any conflict The Blue Book takes precedence.</p> <p><b>Notes:</b></p> <ul style="list-style-type: none"> <li>• A failure to comply with this condition may result in penalty infringement notices, prosecution, notices and orders under the Act and/or the Protection of the Environment Operations Act 1997 without any further warning. It is a criminal offence to cause, permit or allow pollution.</li> <li>• Section 257 of the Protection of the Environment Operations Act 1997 provides that “the occupier of premises at or from which any pollution occurs is taken to have caused the pollution”.</li> </ul>

	<ul style="list-style-type: none"> <li>Warning: Irrespective of this condition any person occupying the site may be subject to proceedings under the Protection of the Environment Operations Act 1997 where pollution is caused, permitted or allowed as the result of the occupation of the land being developed whether or not they actually cause the pollution.</li> </ul>
	<b>Condition Reason:</b> To prevent potential water pollution and dust nuisance.
<b>F. 10.</b>	<b>Disposal of Site Water During Construction</b>
	<p>While site work is being carried out:</p> <ol style="list-style-type: none"> <li>Prior to pumping any water into the road or public stormwater system, approval must be obtained from Council under section 138(1)(d) of the Roads Act 1993.</li> <li>Water pollution, as defined by the Protection of the Environment Operations Act 1997, must not occur as the result of the discharge to the road, public stormwater system or other place of any site water.</li> <li>That stormwater from any roof or other impervious areas is linked, via temporary downpipes and stormwater pipes, to a Council approved stormwater disposal system immediately upon completion of the roof installation or work creating other impervious areas.</li> </ol>
	<b>Condition Reason:</b> To ensure that adjoining and neighbouring land is not adversely affected by unreasonable overland flows of stormwater and that site water does not cause erosion and water pollution.
<b>F. 11.</b>	<b>Filling of Site</b>
	<p>While site work is being carried out, to the extent that this consent permits filling of the site, such fill must be virgin excavated natural material (“VENM”).</p> <p><b>Notes:</b></p> <ul style="list-style-type: none"> <li>Under Schedule 1 of the Protection of the Environment Operations Act 1997 “virgin excavated natural material” means natural material (such as clay, gravel, sand, soil or rock fines): <ul style="list-style-type: none"> <li>that has been excavated or quarried from areas that are not contaminated with manufactured chemicals, or with process residues, as a result of industrial, commercial, mining or agricultural activities, and</li> <li>that does not contain any sulfidic ores or soils or any other waste, and includes excavated natural material that meets such criteria for virgin excavated natural material as may be approved for the time being under an EPA Gazettal notice.</li> </ul> </li> <li>Sulfidic ores and soils are commonly known as acid sulfate soils.</li> <li>If a person transports waste to a place (the site) that cannot lawfully be used as a waste facility for that waste: (a) the person, and, (b) if the person is not the owner of the waste, the owner, are each guilty of an offence under section 143 of the Protection of the Environment Operations Act 1997.</li> <li>A person who is the owner or occupier (principal contractor) of any land that cannot lawfully be used as a waste facility and who permits the land to be used as a waste facility is guilty of an offence under section 144 of the Protection of the Environment Operations Act 1997.</li> <li>Additional information is available from the NSW Environment Protection Authority website.</li> </ul>
	<b>Condition Reason:</b> To ensure that waste material is not used as fill.
<b>F. 12.</b>	<b>Site Cranes</b>
	<p>While site work is being carried out, site crane(s) and hoist(s) may be erected within the boundary of the land being developed subject to compliance with Australian Standards AS 1418, AS 2549 and AS 2550 and all relevant parts to these standards.</p>

	<p>Cranes must not swing or hoist over any public place unless the relevant approvals have been obtained under the Local Government Act 1993, Crown Lands Act 1989 or Roads Act 1993.</p> <p>The crane must not be illuminated outside approved working hours other than in relation to safety beacons required by the Civil Aviation Safety Authority under the Civil Aviation Act 1988 (Cth).</p> <p>No illuminated sign(s) must be erected upon or displayed upon any site crane.</p> <p><b>Notes:</b></p> <ul style="list-style-type: none"> <li>• Where it is proposed to swing a crane over a public place a separate application to Council must be made under section 68 of the Local Government Act 1993 and obtain activity approval from Council prior to swinging or hoisting over the public place.</li> <li>• Where it is proposed to swing a crane over private land the consent of the owner of that private land is required. Alternatively, an access order under the Access to Neighbouring Land Act 2000 or easement under section 88K of the Conveyancing Act 1919 or section 40 of the Land and Environment Court Act 1979 as appropriate must be obtained. The encroachment of cranes or the like is a civil matter of trespass and encroachment. Council does not adjudicate or regulate such trespasses or encroachments.</li> </ul> <p><b>Condition Reason:</b> To ensure site cranes are used safely with the relevant approvals.</p>
<p><b>F. 13.</b></p>	<p><b>Check Surveys - boundary location, building location, building height, stormwater drainage system and flood protection measures relative to Australian Height Datum</b></p> <p>While site work is being carried out, a registered surveyor must carry out check surveys and provide survey certificates confirming the location of the building(s), ancillary works, flood protection works and the stormwater drainage system relative to the boundaries of the site and that the height of buildings, ancillary works, flood protection works and the stormwater drainage system relative to Australian Height Datum complies with this consent at the following critical stages.</p> <p>Work must not proceed beyond each of the following critical stages until compliance has been demonstrated to the Principal Certifier's satisfaction:</p> <ol style="list-style-type: none"> <li>Upon the completion of foundation walls prior to the laying of any floor or the pouring of any floor slab and generally at damp proof course level.</li> <li>Upon the completion of formwork for floor slabs prior to the laying of any floor or the pouring of any concrete and generally at each storey.</li> <li>Upon the completion of formwork or framework for the roof(s) prior to the laying of any roofing or the pouring of any concrete roof.</li> <li>Upon the completion of formwork and steel fixing prior to pouring of any concrete for any ancillary structure, flood protection work, swimming pool or spa pool or the like.</li> <li>Upon the completion of formwork and steel fixing prior to pouring of any concrete for driveways showing transitions and crest thresholds confirming that driveway levels match Council approved driveway crossing levels and minimum flood levels.</li> <li>Stormwater drainage Systems are in place prior to back filling over pipes confirming location, height and capacity of works.</li> <li>Flood protection measures are in place confirming location, height and capacity.</li> </ol> <p><b>Condition Reason:</b> To ensure that development occurs in the location and at the height approved under this consent, which is critical to ensure that buildings are constructed to minimum heights for flood protection and maximum heights to protect views and the amenity of neighbours.</p>



<p><b>F. 14.</b></p>	<p><b>Compliance with Council’s Specification for Roadworks, Drainage and Miscellaneous Works, Road Works and, Work within the Road and Footway</b></p> <p>While site work is being carried out, all work carried out on assets which are under Council ownership or will revert to the ownership, care, control or management of Council in connection with the development to which this consent relates must comply with Council’s Specification for Roadworks, Drainage and Miscellaneous Works (2012).</p> <p>The person with the benefit of this consent must meet all costs associated with such works.</p> <p>This condition does not set aside the need to obtain relevant approvals under the Roads Act 1993 or Local Government Act 1993 for works within roads and other public places.</p> <p><b>Notes:</b></p> <ul style="list-style-type: none"> <li>• A copy of Council’s Specification for Roadworks, Drainage and Miscellaneous Works can be downloaded from Council’s website <a href="http://www.woollahra.nsw.gov.au">www.woollahra.nsw.gov.au</a></li> </ul> <p><b>Condition Reason:</b> To ensure that any road, drainage, or miscellaneous works comply with Council’s specifications.</p>
<p><b>F. 15.</b></p>	<p><b>Shoring and Adequacy of Adjoining Property</b></p> <p>While site work is being carried out, the person having the benefit of the development consent must, at the person’s own expense:</p> <p>a) protect and support the adjoining premises from possible damage from the excavation.</p> <p>For the purposes of section 4.17(11) of the Act, the following condition is prescribed in relation to a development consent for development that involves an excavation that extends below the level of the base of the footings of a building on adjoining land.</p> <p><b>Notes:</b></p> <ul style="list-style-type: none"> <li>• This condition does not apply if the person having the benefit of the development consent owns the adjoining land or the owner of the adjoining land has given consent in writing to that condition not applying.</li> </ul> <p><b>Condition Reason:</b> To protect and support the adjoining premises from possible damage from the excavation.</p>
<p><b>F. 16.</b></p>	<p><b>Placement and Use of Skip Bins</b></p> <p>While site work is being carried out, all waste storage containers, including but not limited to skip bins, must be stored within the site unless:</p> <p>a) Activity Approval has been issued by Council under section 68 of the Local Government Act 1993 to place the waste storage container in a public place; and</p> <p>b) where located on the road it is located only in a positions where a vehicle may lawfully park in accordance with the Australian Road Rules.</p> <p><b>Notes:</b></p> <ul style="list-style-type: none"> <li>• Waste storage containers must not be located on the footpath without a site specific activity approval. Where such site specific activity approval is granted a 1.5m wide clear path of travel is maintained free of any trip hazards.</li> </ul>

	<p><b>Condition Reason:</b> To ensure waste storage containers are appropriately located.</p>
F. 17.	<p><b>Prohibition of Burning</b></p>
	<p>While site work is being carried out, there must be no burning of any waste or other materials. The burning of copper chrome arsenate (CCA) or pentachlorophenol (PCP) treated timber is prohibited in all parts of NSW. All burning is prohibited in the Woollahra local government area.</p> <p><b>Notes:</b></p> <ul style="list-style-type: none"> <li>Under the Protection of the Environment Operations (Clean Air) Regulation 2021 all burning (including burning of vegetation and domestic waste) is prohibited except with approval. No approval is granted under this consent for any burning.</li> </ul>
	<p><b>Condition Reason:</b> To ensure no burning of waste occurs.</p>
F. 18.	<p><b>Dust Mitigation</b></p>
	<p>While site work is being carried out, dust mitigation must be implemented in accordance with “Dust Control - Do it right on site” and the accompanying facts sheets published by the Southern Sydney Regional Organisation of Councils.</p> <p>This generally requires:</p> <ol style="list-style-type: none"> <li>Dust screens to all hoardings and site fences.</li> <li>All stockpiles or loose materials to be covered when not being used.</li> <li>All equipment, where capable, being fitted with dust catchers.</li> <li>All loose materials being placed bags before placing into waste or skip bins.</li> <li>All waste and skip bins being kept covered when not being filled or emptied.</li> <li>The surface of excavation work being kept wet to minimise dust.</li> <li>Landscaping incorporating trees, dense shrubs and grass being implemented as soon as practically possible to minimise dust.</li> </ol> <p><b>Notes:</b></p> <ul style="list-style-type: none"> <li>“Dust Control - Do it right on site” and the accompanying factsheets can be downloaded from Council’s website <a href="http://www.woollahra.nsw.gov.au">www.woollahra.nsw.gov.au</a></li> <li>Special precautions must be taken when removing asbestos or lead materials from development sites. Additional information can be obtained from <a href="http://www.safework.nsw.gov.au">www.safework.nsw.gov.au</a> and <a href="http://www.epa.nsw.gov.au">www.epa.nsw.gov.au</a>. Other specific conditions and advice may apply.</li> <li>Demolition and construction activities may affect local air quality and contribute to urban air pollution. The causes are dust, smoke and fumes coming from equipment or activities, and airborne chemicals when spraying for pest management. Precautions must be taken to prevent air pollution.</li> </ul>
	<p><b>Condition Reason:</b> To mitigate the impact of dust upon the amenity of the neighbourhood and prevent water pollution.</p>
F. 19.	<p><b>Swimming and Spa Pools – Temporary Child Resistant Barriers and other Matters</b></p>
	<p>While site work is being carried out, temporary child-resistant barriers must be installed in compliance with the Swimming Pools Act 1992 and Building Code of Australia where any swimming pool or spa pool, as defined by the Swimming Pools Act 1992, contains more than 300mm in depth of water at any time.</p> <p>Permanent child-resistant barriers must be installed in compliance with the Swimming Pools Act 1992 and the Building Code of Australia as soon as practical.</p>

	<p>Backwash and any temporary dewatering from any swimming pool or spa pool as defined by the Swimming Pools Act 1992 must be discharged to the sewer in compliance with clause 10.9 (Figure 10.2) of AS/NZS 3500.</p> <p><b>Notes:</b></p> <ul style="list-style-type: none"> <li>This condition does not prevent Council from issuing an order under section 23 of the Swimming Pool Act 1992 or taking such further action as necessary for a breach of this condition or the Swimming Pools Act 1992.</li> </ul> <p><b>Condition Reason:</b> To ensure access to swimming pools is effectively restricted to maintain child safety.</p>
<p><b>F. 20.</b></p>	<p><b>Site Waste Minimisation and Management – Demolition</b></p> <p>While site work is being carried out, in order to maximise resource recovery and minimise residual waste from demolition activities:</p> <ol style="list-style-type: none"> <li>an area is to be allocated for the storage of materials for use, recycling and disposal (giving consideration to slope, drainage, location of waterways, stormwater outlets, vegetation and access and handling requirements),</li> <li>separate collection bins and/or areas for the storage of residual waste are to be provided,</li> <li>the purpose and content of the bins and/or storage areas are to be clearly ‘signposted’,</li> <li>measures to prevent damage by the elements, odour, health risks and windborne litter are to be implemented, and</li> <li>site disturbance must be minimised, and unnecessary excavation limited.</li> </ol> <p>When implementing the SWMMP the Applicant must ensure:</p> <ol style="list-style-type: none"> <li>footpaths, public reserves and street gutters are not used as places to store demolition waste or materials of any kind without Council approval,</li> <li>any material moved offsite is transported in accordance with the requirements of the Protection of the Environment Operations Act 1997,</li> <li>waste is only transported to a place that can lawfully be used as a waste facility,</li> <li>generation, storage, treatment and disposal of hazardous waste and special waste (including asbestos) is conducted in accordance with relevant waste legislation administered by the NSW Environment Protection Authority, and relevant occupational health and safety legislation administered by SafeWork NSW, and</li> <li>evidence such as weighbridge dockets and invoices for waste disposal or recycling services are retained.</li> </ol> <p><b>Notes:</b></p> <ul style="list-style-type: none"> <li>Materials that have an existing reuse or recycling market must not be disposed of in a land fill. Reuse and recycling opportunities are decreased when asbestos is not carefully removed and segregated from other waste streams.</li> </ul> <p><b>Condition Reason:</b> To maximise resource recovery and minimise residual waste from demolition activities.</p>
<p><b>F. 21.</b></p>	<p><b>Site Waste Minimisation and Management – Construction</b></p> <p>While site work is being carried out, in order to maximise resource recovery and minimise residual waste from construction activities:</p> <ol style="list-style-type: none"> <li>deliveries of materials must be arranged so that materials are delivered ‘as needed’ to prevent the degradation of materials through weathering and moisture damage,</li> </ol>

	<p>b) consideration must be given to returning excess materials to the supplier or manufacturer,</p> <p>c) an area must be allocated for the storage of materials for use, recycling and disposal (considering slope, drainage, location of waterways, stormwater outlets and vegetation),</p> <p>d) the purpose and content of the storage areas must be clearly 'signposted',</p> <p>e) contractors must be arranged for the transport, processing and disposal of waste and recycling and all contractors must be aware of the legal requirements for disposing of waste,</p> <p>f) separate collection bins or areas for the storage of residual waste must be promoted,</p> <p>g) measures to prevent damage by the elements, odour and health risks, and windborne litter must be implemented,</p> <p>h) site disturbance must be minimised and unnecessary excavation limited,</p> <p>i) all waste must be transported to a place that can lawfully be used as a waste facility, and</p> <p>j) records demonstrating lawful disposal of waste must be retained and kept readily accessible for inspection by regulatory authorities such as Council, the NSW EPA or SafeWork NSW.</p> <p><b>Condition Reason:</b> To maximise resource recovery and minimise residual waste from construction activities.</p>
<p><b>F. 22. Asbestos Removal</b></p>	<p>While site work is being carried out, all asbestos removal work must be carried out safely according to NSW work health and safety legislation.</p> <p>Where hazardous material, including bonded or friable asbestos has been identified in accordance with the conditions in Section B above, and such material must be demolished, disturbed and subsequently removed, all such works must comply with the following criteria:</p> <p>a) Be undertaken by contractors who hold a current SafeWork NSW "demolition licence" and a current SafeWork NSW "Class A licence" for friable asbestos removal.</p> <p>b) Be carried out in accordance with the relevant SafeWork NSW codes of practice.</p> <p>c) No asbestos products may be reused on the site.</p> <p>d) No asbestos laden skip or bins must be left in any public place.</p> <p><b>Notes:</b></p> <ul style="list-style-type: none"> <li>• Before starting work, a work site-specific permit approving each asbestos project must be obtained from SafeWork NSW. A permit will not be granted without a current SafeWork licence.</li> <li>• All removal, repair or disturbance of or to asbestos material must comply with: <ul style="list-style-type: none"> <li>- Work Health and Safety Act 2011,</li> <li>- Work Health and Safety Regulation 2017,</li> <li>- SafeWork NSW "Code of Practice: How to Safely Remove Asbestos" (2016), and</li> <li>- SafeWork NSW "Code of Practice: How to Manage and Control Asbestos in the Workplace" (2016).</li> </ul> </li> <li>• For more information go to the SafeWork NSW website on asbestos <a href="http://www.safework.nsw.gov.au/health-and-safety/safety-topics-a-z/asbestos">www.safework.nsw.gov.au/health-and-safety/safety-topics-a-z/asbestos</a>, and <a href="http://www.safework.nsw.gov.au/law-and-policy/legislation-and-codes/codes-of-practice">www.safework.nsw.gov.au/law-and-policy/legislation-and-codes/codes-of-practice</a> or call 131 050</li> </ul> <p><b>Condition Reason:</b> To ensure the safe removal of asbestos and protect the health and safety of persons working on the site and the public.</p>

<p><b>F. 23.</b></p>	<p><b>Classification of Hazardous Waste</b></p> <p>While site work is being carried out, and prior to the exportation of hazardous waste (including hazardous fill or soil) from the site, the waste materials must be classified in accordance with the provision of the Protection of the Environment Operations Act 1997 and the NSW EPA Waste Classification Guidelines, Part1: Classifying Waste, 2014.</p> <p><b>Condition Reason:</b> To ensure that where hazardous waste will be removed from a site an asbestos licensed contractor can definitively determine where the waste may be legally taken for disposal.</p>
<p><b>F. 24.</b></p>	<p><b>Disposal of Asbestos and Hazardous Waste</b></p> <p>While site work is being carried out, asbestos and hazardous waste, once classified in accordance with the hazardous waste classification condition must only be transported to waste facilities licensed to accept asbestos and appropriate classifications of hazardous waste.</p> <p><b>Condition Reason:</b> To ensure that asbestos and other hazardous waste is disposed of lawfully under the Protection of the Environment Operations Act 1997 and relevant NSW EPA requirements.</p>
<p><b>F. 25.</b></p>	<p><b>Asbestos Removal Signage</b></p> <p>While site work is being carried out and when asbestos is being removed, standard commercially manufactured signs containing the words "DANGER ASBESTOS REMOVAL IN PROGRESS" measuring not less than 400mm x 300mm are to be erected in prominent visible positions on the site.</p> <p><b>Condition Reason:</b> To ensure awareness of any hazard to the health and safety of persons working on the site and public.</p>
<p><b>F. 26.</b></p>	<p><b>Notification of Asbestos Removal</b></p> <p>While site work is being carried out, in addition to the requirements for licensed asbestos removalists to give written notice to SafeWork NSW, all adjoining properties and those opposite the development site must be notified in writing of the dates and times when asbestos removal is to be conducted.</p> <p>The notification is to identify the licensed asbestos removal contractor and include a contact person for the site together with telephone and facsimile numbers and email addresses.</p> <p><b>Condition Reason:</b> To ensure that local residents are informed and have adequate contact details for incidents of asbestos removal.</p>
<p><b>F. 27.</b></p>	<p><b>Archaeological Features – Unexpected Findings</b></p> <p>While site work is being carried out, if a person reasonably suspects archaeological features are discovered, work must cease immediately in the affected area(s) and the Heritage Council must be notified.</p> <p>Site work may recommence at a time confirmed in writing by the Heritage Council or its delegate.</p>

	<p>Additional assessment and approval under the Heritage Act 1977 may be required prior to works continuing in the affected area(s) based on the nature of the discovery.</p> <p><b>Notes:</b></p> <ul style="list-style-type: none"> <li>• Definition of archaeological feature as per the NSW Heritage Manual: Any physical evidence of past human activity.</li> <li>• Archaeological features include buildings, works, relics, structures, foundations, deposits, cultural landscapes and shipwrecks.</li> <li>• During an archaeological excavation the term ‘feature’ may be used in a specific sense to refer to any item that is not a structure, a layer or an artefact (for example, a post hole).</li> </ul> <p><b>Condition Reason:</b> To protect archaeological features.</p>
<p><b>F. 28.</b></p>	<p><b>Skeletal Remains</b></p> <p>While site work is being carried out, if any skeletal remains suspected of being human are found, work must cease immediately and no further disturbance of the site must occur. The following must be notified:</p> <ol style="list-style-type: none"> <li>a) NSW Police, and</li> <li>b) The person who is the authority for the protection of Aboriginal objects under the National Parks and Wildlife Act 1974, section 85.</li> </ol> <p>Details of the remains and their precise location are to be provided.</p> <p>Site work may recommence at a time confirmed in writing by the NSW Police and the person who is the authority for the protection of Aboriginal objects under the National Parks and Wildlife Act 1974, section 85.</p> <p><b>Condition Reason:</b> To ensure the appropriate management of skeletal remains.</p>
<p><b>F. 29.</b></p>	<p><b>Aboriginal Objects – Unexpected Findings</b></p> <p>While site work is being carried out, if unexpected Aboriginal objects or bones are found, you must:</p> <ol style="list-style-type: none"> <li>a) Not further disturb or move these objects or bones.</li> <li>b) Immediately cease all work at the particular location.</li> <li>c) In the case of suspected human remains, notify NSW Police.</li> <li>d) Notify the Heritage NSW Environment Line on 131 555 and the La Perouse Land Council (LALC) on (02) 9311 4282 as soon as practicable and provide available details of the objects or remains and their location.</li> <li>e) Notify the person who is the authority for the protection of Aboriginal objects under the National Parks and Wildlife Act 1974, section 85.</li> <li>f) Not recommence any work at the particular location unless authorised in writing by the police (in the case of human remains) and the person who is the authority for the protection of Aboriginal objects under the National Parks and Wildlife Act 1974, section 85. Additional assessment and approval under the National Parks and Wildlife Act 1974 may be required prior to works continuing in the affected area(s) based on the nature of the discovery.</li> </ol> <p><b>Notes:</b></p> <ul style="list-style-type: none"> <li>• The Definition of Aboriginal object, as per the National Parks &amp; Wildlife Act 1974, is any deposit, object or other material evidence (not being a handicraft made for sale) relating to the Aboriginal habitation of an area of New South Wales, being habitation before or concurrent with (or both) the occupation of that area by persons of non-Aboriginal extraction, and includes Aboriginal remains.</li> </ul>

	<b>Condition Reason:</b> To protect Aboriginal objects
<b>F. 30.</b>	<b>Archaeological monitoring</b>
	A suitably qualified archaeologist and a representative of La Perouse LALC should be present to monitor initial removal of soil during bulk excavation works to inspect the soil profile to determine the extent to which previously undisturbed sand deposits are present within the proposed maximum depth of excavation. Access for continued monitoring be provided if requested so by the archaeologist and LALC representative upon initial inspection
	<b>Condition Reason:</b> <i>To protect Aboriginal heritage.</i>
<b>F. 31.</b>	<b>Protection of historic fabric</b>
	Significant building fabric and elements, including the louvres, staircase, original circular ceilings, floors, are to be protected during the works from potential damage. Protection systems must ensure significant fabric is not damaged or removed. All tradesmen and workers on site shall be made aware of the significant fabric on site.
	<b>Condition Reason:</b> <i>To ensure that significant fabric is not damaged during the works.</i>
<b>F. 32.</b>	<b>Specialist tradespersons</b>
	All work to, or affecting, significant fabric shall be carried out by suitably qualified tradespersons with practical experience in conservation and restoration of similar heritage structures, materials and construction methods. CV's and previous work examples for specialist trades should be provided to Council's information.
	<b>Condition Reason:</b> <i>To ensure that significant fabric is not damaged during the works. To ensure that tradespersons working on historically sensitive material is appropriately skilled and experienced.</i>
<b>F. 33.</b>	<b>Salvage of historic fabric</b>
	Elements to be demolished such as bricks, stone, timber flooring, skirting, tiles, doors, windows must be salvaged and where possible reused on the project. Salvaged building materials surplus to the project must either be stored on site for future reuse, or transferred to an established second building material dealer for recycling.
	<b>Condition Reason:</b> <i>To facilitate to reuse of materials of historic value.</i>
<b>F. 34.</b>	<b>Tree Preservation</b>
	While site work is being carried out, all persons must comply with Chapter E.3 – <i>Tree Management</i> of Council's Development Control Plan (DCP) 2015, other than where varied by this consent. The DCP applies to any tree with a height greater than 5 metres or a diameter spread of branches greater than 3 metres.
	General Protection Requirements: a) The tree protection measures must be maintained during all development work unless otherwise specified within these conditions of consent. b) Excavation must cease where tree roots with a diameter exceeding 50mm are exposed. The principal contractor must procure an inspection of the exposed tree

	<p>roots by an arborist with a minimum AQF Level 5 qualification. Excavation must only recommence with the implementation of the recommendations of the arborist.</p> <p>c) Where there is damage to any part of a tree the principal contractor must procure an inspection of the tree by a qualified arborist immediately. The principal contractor must immediately implement treatment as directed by the arborist. The arborist is to supply a detailed report to the appointed certifier.</p> <p>Trees must be pruned in accordance with Australian Standard AS 4373 “Pruning of Amenity Trees” and WorkCover NSW Code of Practice Amenity Tree Industry.</p>
	<p><b>Condition Reason:</b> To protect trees during the carrying out of sitework.</p>

**F. 35. Arborists Documentation and Compliance Checklist**

While site work is being carried out, the project arborist must provide written certification that all tree protection measures and construction techniques relevant to this consent have been implemented. Documentation for each site visit must include:

- a) a record of the condition of trees to be retained prior to and throughout development,
- b) recommended actions to improve site conditions and rectification of non-compliance, and
- c) recommendations for future works which may impact the trees.

All compliance certification documents must be kept on site by the site Supervisor.

As a minimum the following intervals of site inspections must be made:

<b>Stage of arboricultural inspection and supervision</b>	<b>Compliance documentation and photos must include</b>
While site work is carried out	<ul style="list-style-type: none"> <li>• The project arborist must supervise all demolition and excavation works within the Tree Protection Zones or specified distances of nominated trees listed in this consent.</li> <li>• The project arborist must supervise the demolition of the existing boundary walls within the TPZ of trees A, B and C. The condition of exposed roots must be managed and documented.</li> <li>• The project arborist must supervise the installation of the new boundary walls within the TPZ of trees A, B and C, documenting the condition of roots and soil.</li> <li>• The project arborist must ensure pier holes within the Tree Protection Zones or specified distances of nominated trees listed in this consent are positioned to avoid the severance of and damage to roots greater than 50mm diameter.</li> <li>• The project arborist must inspect the installed irrigation system to plants in garden beds. The arborist must certify there is an appropriate distribution of water to planted and existing trees.</li> <li>• Project Arborist to approve relocation of tree protection for landscaping. All landscaping works within the TPZ of trees to be retained are to be undertaken in consultation with the project Arborist to minimise the impact to trees.</li> <li>• Regular inspections as indicated in the Tree Management Plan.</li> </ul>

Inspections and compliance documentation must be made by an arborist with AQF Level 5 qualifications.

Additional site visits must be made when required by site arborist and/or site foreman for ongoing monitoring/supervisory work.



	<p><b>Condition Reason:</b> To ensure that all tree protection measures and construction techniques relevant to this consent have been implemented.</p>											
<b>F. 36.</b>	<p><b>Replacement/Supplementary trees which must be planted</b></p> <p>While site work is being carried out, any replacement or supplementary tree must be grown in accordance with Tree stock for landscape use (AS 2303). The following replacement tree/s must be planted in deep soil landscaped area and maintained in a healthy and vigorous condition. If the replacement tree is found to be faulty, damaged, dying or dead before it attains a size whereby it becomes a prescribed tree in accordance with Chapter E.3 of Council’s Development Control Plan, it must be replaced with another of the same species, which complies with the approved Landscape Plans.</p> <p>The project arborist must document compliance with the above condition.</p> <p><b>Condition Reason:</b> To ensure the provision of appropriate replacement planting.</p>											
<b>F. 37.</b>	<p><b>Hand excavation within tree root zones</b></p> <p>While site work is being carried out, demolition of underground structures such as existing footings and approved excavation undertaken within the specified radius from the trunks of the following trees must be carried out by hand.</p> <table border="1"> <thead> <tr> <th>Council Ref No</th> <th>Species</th> <th>Location</th> <th>Radius from centre of trunk (metres)</th> </tr> </thead> <tbody> <tr> <td>32</td> <td><i>Callistemon viminalis</i></td> <td rowspan="2">Refer to the Arboricultural Impact Assessment prepared by Naturally Trees dated 17/8/2023 for tree numbers and locations.</td> <td>3.6m</td> </tr> <tr> <td>33</td> <td><i>Banksia serrata</i></td> <td>2m</td> </tr> </tbody> </table> <p>Small hand tools such as mattocks or using compressed air or water jetting only must be used. Roots with a diameter equal to or in excess of 50mm must not be severed or damaged unless approved in writing and documented by the project arborist.</p> <p>Mechanical excavation is permitted beyond this radius when root pruning by hand along the hand excavated perimeter line is completed. Exposed roots to be retained must be covered with mulch or a geotextile fabric and kept in a moist condition and prevented from drying out.</p> <p>All root pruning must be undertaken in accordance with the Australian Standard 4373 “Pruning of Amenity Trees” and carried out by a qualified Arborist (minimum qualification of Australian Qualification Framework Level 5 or recognised equivalent).</p> <p>The project arborist must document compliance with the above condition.</p> <p><b>Condition Reason:</b> To ensure demolition and excavation works would not adversely impact upon the health of existing trees. Standard Condition F.50 (Autotext 50F)</p>	Council Ref No	Species	Location	Radius from centre of trunk (metres)	32	<i>Callistemon viminalis</i>	Refer to the Arboricultural Impact Assessment prepared by Naturally Trees dated 17/8/2023 for tree numbers and locations.	3.6m	33	<i>Banksia serrata</i>	2m
Council Ref No	Species	Location	Radius from centre of trunk (metres)									
32	<i>Callistemon viminalis</i>	Refer to the Arboricultural Impact Assessment prepared by Naturally Trees dated 17/8/2023 for tree numbers and locations.	3.6m									
33	<i>Banksia serrata</i>		2m									

<b>F. 38.</b>	<b>Footings in the vicinity of trees</b>		
<p>While site work is being carried out, footings for any structure within the specified radius from the trunks of the following trees must be supported using an isolated pier and beam system.</p>			
	<b>Council Ref No</b>	<b>Species</b>	<b>Location</b>
	32	<i>Callistemon viminalis</i>	Adj southern boundary – within 5 Cranbrook Rd
	33	<i>Banksia serrata</i>	
			<b>Radius from centre of trunk (metres)</b>
			3.6m
			2m
<p>Excavations for the installation of piers must be located so that no tree root with a diameter equal to or in excess of 50mm is severed or damaged. The smallest possible area must be excavated which allows construction of the pier. In consultation with the project engineer the piers must be offset a minimum 100mm from any root equal to or in excess of 50mm to accommodate future growth. The beam is to be placed a minimum of 100mm above ground level and is to be designed to bridge all tree roots with a diameter equal to or in excess of 50mm.</p> <p>The project arborist must document compliance with the above condition.</p>			
<p><b>Condition Reason:</b> To ensure the proposed footings would not adversely impact upon the health of existing trees. Standard Condition F.51 (Autotext 51F)</p>			

**G. BEFORE THE ISSUE OF AN OCCUPATION CERTIFICATE**

<b>G. 1.</b>	<b>Occupation Certificate (section 6.9 of the Act)</b>
<p>A person must not commence occupation or use of the whole or any part of a new building (within the meaning of section 6.10 of the Act) unless an occupation certificate has been issued in relation to the building or part.</p> <p><b>Notes:</b></p> <ul style="list-style-type: none"> <li>• New building includes an altered portion of, or an extension to, an existing building.</li> </ul>	
<p><b>Condition Reason:</b> To ensure the building is suitable to occupy.</p>	
<b>G. 2.</b>	<b>Commissioning and Certification of Systems and Works</b>
<p>Before the issue of any occupation certificate, works-as-executed (WAE) plans prepared by a registered surveyor, compliance certificates, and evidence of suitability in accordance with Part A5G1 of the BCA confirming that the works, as executed and as detailed, comply with the requirement of this consent, the Act, the Regulations, any relevant construction certificate, the BCA and relevant Australian Standards must be submitted to the satisfaction of the Principal Certifier.</p> <p>Works-as-executed plans, compliance certificates, and evidence of suitability in accordance with Part A5G1 of the BCA must include, but may not be limited to:</p> <ol style="list-style-type: none"> <li>a) Certification from the supervising professional engineer that the requirement of the Geotechnical/Hydrogeological conditions and report recommendations were implemented and satisfied during development work.</li> <li>b) All flood protection measures.</li> <li>c) All garage/car park/basement car park, driveways and access ramps comply with Australian Standard AS 2890.1: Off-Street car parking.</li> </ol>	

	<p>d) All stormwater drainage and storage systems. e) All mechanical ventilation systems. f) All hydraulic systems. g) All structural work. h) All acoustic attenuation work. i) All waterproofing. j) Such further matters as the Principal Certifier may require.</p> <p><b>Notes:</b></p> <ul style="list-style-type: none"> <li>The PC may require any number of WAE plans, certificates, or other evidence of suitability as necessary to confirm compliance with the Act, Regulation, development standards, BCA, and relevant Australia Standards. As a minimum WAE plans and certification is required for stormwater drainage and detention, mechanical ventilation work, hydraulic services (including but not limited to fire services).</li> <li>The PC must submit to Council, with any occupation certificate, copies of WAE plans, compliance certificates and evidence of suitability in accordance with Part A5G1 of the BCA upon which the PC has relied in issuing any occupation certificate.</li> </ul> <p><b>Condition Reason:</b> To ensure that systems and works as completed meet development standards as defined by the Act, comply with the BCA, and this consent, and to ensure a public record of works as executed is maintained.</p> <p><b>Condition Reason:</b> To ensure that all tree protection measures and construction techniques relevant to this consent are implemented.</p>
<p><b>G. 3.</b></p>	<p><b>Commissioning and Certification of Public Infrastructure Works</b></p> <p>Before the issue of any occupation certificate, certification from a professional engineer that all public infrastructure works have been executed in compliance with this consent and with Council's Specification for Roadworks, Drainage and Miscellaneous Works (2012) must be submitted to the satisfaction of Council, and the Principal Certifier must be provided with correspondence from Council to this effect.</p> <p>The certification must be supported by closed circuit television / video inspection provided on DVD of all stormwater drainage together with works-as-executed engineering plans and a survey report detailing all finished reduced levels.</p> <p><b>Condition Reason:</b> To ensure that any road, drainage, or miscellaneous works have been completed in accordance with Council's specifications to the satisfaction of Council.</p>
<p><b>G. 4.</b></p>	<p><b>Works within Public Land (including Council, State or Federal owned land or property)</b></p> <p>Before the issue of any occupation certificate, the following works within public land, whether new/existing/renewed must be completed to the satisfaction of Council, in compliance with Council's Specification for Roadworks, Drainage and Miscellaneous Works (2012) unless expressly provided otherwise by these conditions at the person with the benefit of this consents expense:</p> <ol style="list-style-type: none"> <li>stormwater pipes, pits, structures and connections to public stormwater systems within the road,</li> <li>driveways and vehicular crossings,</li> <li>renew/new retaining structures,</li> <li>overhang structures,</li> <li>encroachments or occupation or alienation of public land or property,</li> <li>removal of redundant driveways and any other structure,</li> <li>new footpaths, pathways, walkways, or dunny lanes,</li> </ol>

	<p>h) relocation of existing power/light pole, if applicable, i) relocation/provision of street signs, if applicable, j) new or replacement street trees, if applicable, k) verge landscape items, where a grass verge exists, the balance of the area between the footpath and the kerb or site boundary over the full frontage of the proposed development must be turfed. The grass verge must be constructed to contain a uniform minimum 75mm of friable growing medium and have a total cover of turf predominant within the street, l) new or reinstated kerb and guttering within the road, and m) new or reinstated road surface pavement within the road.</p> <p><b>Notes:</b></p> <ul style="list-style-type: none"> <li>• When determining whether the works within public land are satisfactory, Council will consider the ownership, construction quality, maintenance, operations, and public utility of such item/s.</li> <li>• Security held by Council under section 4.17(6) of the Act will not be released until compliance has been achieved with this condition. An application for the refund of security must be submitted with the occupation certificate to Council. This form can be downloaded from Council's website <a href="http://www.woollahra.nsw.gov.au">www.woollahra.nsw.gov.au</a> or obtained from Council's customer service centre.</li> </ul> <p><b>Condition Reason:</b> To ensure road, drainage and miscellaneous works are completed to the satisfaction of Council prior to occupation.</p>
<p><b>G. 5.</b></p>	<p><b>Dilapidation Report for Public Infrastructure Works</b></p> <p>Before the issue of an occupation certificate for the whole of the building, a follow up dilapidation report, prepared by a chartered professional engineer, on Council's infrastructure within and near the development site upon completion of the work must be submitted to Council.</p> <p>The dilapidation report must include:</p> <ol style="list-style-type: none"> <li>closed circuit television/video inspection (in DVD format) of public stormwater drainage system fronting the site on Cranbrook Road,</li> <li>photographs showing any existing damage to the road pavement fronting the site,</li> <li>photographs showing any existing damage to the kerb and gutter fronting the site,</li> <li>photographs showing any existing damage to the footway including footpath pavement fronting the site,</li> <li>photographs showing any existing damage to retaining walls within the footway or road,</li> <li>photographs showing any existing damage to street signs, heritage name plates, and historical items, and</li> <li>the full name and signature of the professional engineer.</li> </ol> <p>The reports are to be supplied in both paper copy and electronic format in PDF. Photographs are to be in colour, digital and date stamped.</p> <p>Before the issue of an occupation certificate for the whole building, written correspondence must be obtained from Council attesting to this condition being appropriately satisfied, and be provided to the Principal Certifier.</p> <p><b>Notes:</b></p> <ul style="list-style-type: none"> <li>• If the dilapidation report required by this condition is not provided and damage is occasioned to public assets adjoining the site Council will deduct from security any costs associated with remedying, repairing or replacing damaged public infrastructure. Nothing in this condition prevents Council making any claim against security held for this purpose.</li> </ul>

	<p><b>Condition Reason:</b> To ensure that any damage to public infrastructure is identified and rectified prior to the occupation of the whole building.</p>
<p><b>G. 6.</b></p>	<p><b>Positive Covenant and Works-As-Executed Certification of Stormwater Systems</b></p> <p>Before the issue of an occupation certificate for the whole of the building, and on the completion of construction work, stormwater drainage works are to be certified by a professional engineer with works-as-executed drawings supplied to the Principal Certifier detailing:</p> <ol style="list-style-type: none"> <li>a) compliance with conditions of development consent relating to stormwater,</li> <li>b) the structural adequacy of the On-site Stormwater Detention (OSD) system,</li> <li>c) that all below ground structures are fully tanked such that subsoil drainage/seepage water is NOT discharged to the kerb and gutter in accordance with the approved stormwater drawings,</li> <li>d) that a pump out system with minimum storage capacity of 9.5m<sup>3</sup> has been installed to comply with AS3500.3,</li> <li>e) that any required stormwater treatment systems have been constructed in accordance with the approved construction stormwater plans and that the system meets the water quality targets stipulated in the Council’s DCP,</li> <li>f) that backflow prevention measures/devices such as non-return valves have been provided to eliminate the risk of backflows from Council’s drainage system into the site during flooding events and that backflow prevention devices are located wholly within the subject site,</li> <li>g) that the OSD system has been provided with a safe emergency surcharge/overflow route to Council’s street drainage system on Cranbrook Road,</li> <li>h) that only one stormwater outlet pipe has been constructed in accordance with the approved stormwater plans,</li> <li>i) that the works have been constructed in accordance with the approved design,</li> <li>j) pipe invert levels and surface levels to Australian Height Datum, and</li> <li>k) contours indicating the direction in which water will flow over land should the capacity of the pit be exceeded in a storm event exceeding design limits.</li> </ol> <p>A positive covenant under section 88E of the Conveyancing Act 1919 must be created on the title of the subject property, providing for the on-going maintenance of the stormwater treatment system and pump out system. The wording of the Instrument must be in accordance with Council’s standard format and the Instrument must be registered with the NSW Land Registry Services. The person with the benefit of this consent must reimburse Council’s reasonable expenses incurred in the drafting, negotiation and registration of the covenant</p> <p><b>Notes:</b></p> <ul style="list-style-type: none"> <li>• The required wording of the Instrument can be downloaded from Council’s website <a href="http://www.woollahra.nsw.gov.au">www.woollahra.nsw.gov.au</a>. The PC must supply a copy of the Works As Executed plans to Council together with the occupation certificate.</li> <li>• The occupation certificate for the whole of the building must not be issued until this condition has been satisfied.</li> </ul> <p><b>Condition Reason:</b> To ensure the certification and ongoing maintenance of the stormwater system prior to the occupation of the whole building.</p>
<p><b>G. 7.</b></p>	<p><b>Removal of Ancillary Works and Structures</b></p> <p>Before the issue of any occupation certificate for the whole of the building, The following articles must be removed from the land and any adjoining public place:</p> <ol style="list-style-type: none"> <li>a) the site sign,</li> <li>b) ablutions,</li> </ol>

	<p>c) hoarding, d) scaffolding, and e) waste materials, matter, article or thing.</p> <p><b>Condition Reason:</b> To ensure that all ancillary matter is removed prior to occupation.</p> <p><b>Condition Reason:</b> To ensure that the swimming pool maintains public safety and to manage the amenity impacts of swimming pools.</p>
<p><b>G. 8.</b></p>	<p><b>Letter Box</b></p> <p>Before the issue of any occupation certificate, all letter boxes must be constructed and located in accordance with AS/NZS 4253: Mailboxes and to Australia Post's satisfaction.</p> <p><b>Notes:</b></p> <ul style="list-style-type: none"> <li>• Council has been alerted to an increase in mailbox theft, and as such, all new development, being new dwelling houses and residential flat buildings, are encouraged to have lockable mail boxes.</li> </ul> <p><b>Condition Reason:</b> To ensure that mail can be delivered to occupiers of the site.</p>
<p><b>G. 9.</b></p>	<p><b>Swimming and Spa Pools – Permanent Child Resistant Barriers and other Matters</b></p> <p>Before the issue of any occupation certificate, and prior to filling any swimming pool, as defined by the Swimming Pools Act 1992:</p> <ol style="list-style-type: none"> <li>Permanent child-resistant barriers must be installed in compliance with the Swimming Pools Act 1992 and the Building Code of Australia.</li> <li>The swimming pool must be registered in accordance with section 30B of the Swimming Pools Act 1992 on the NSW Government Swimming Pool Register.</li> <li>The Principal Contractor or Owner must either obtain a certificate of compliance issued under section 22D of the Swimming Pools Act 1992 or an appropriate occupation certificate authorising use of the swimming pool.</li> <li>Public pools must comply with the NSW Health Public Swimming Pool and Spa Pool Guidelines in force at that time and private pools are encouraged to comply with the same standards as applicable.</li> <li>Water recirculation and filtration systems must be installed in compliance with AS 1926.3: Swimming pool safety - Water recirculation systems.</li> </ol> <p>Backwash must be discharged to the sewer in compliance with AS/NZS 3500.</p> <p>Water recirculation and filtration systems must be connected to the electricity supply by a timer that limits the systems operation such that it does not operate before 8 am or after 8 pm on any Sunday or public holiday, or before 7 am or after 8 pm on any other day.</p> <p><b>Notes:</b></p> <ul style="list-style-type: none"> <li>• NSW Health guidelines and fact sheets are available at <a href="http://www.health.nsw.gov.au">www.health.nsw.gov.au</a></li> </ul> <p><b>Condition Reason:</b> To ensure that the swimming pool maintains public safety and to manage the amenity impacts of swimming pools.</p>

<p><b>G. 10.</b></p>	<p><b>Swimming Pool Fencing</b></p> <p>Before the issue of any occupation certificate, swimming pool fencing is to be constructed in accordance with AS1926: Australian Standard Swimming Pool Safety Part 1 – Safety Barriers for Swimming Pools.</p> <p><b>Notes:</b></p> <ul style="list-style-type: none"> <li>• Pools commenced or completed after May 2013 must meet the BCA and AS1926.</li> </ul> <p><b>Condition Reason:</b> To ensure swimming pool safety.</p>
<p><b>G. 11.</b></p>	<p><b>Certification of Electric Vehicle Charging System</b></p> <p>Before the issue of any occupation certificate, certification by a suitably qualified person that the electric vehicle charger points and/or electric vehicle circuitry, has been installed in accordance with the construction certificate plans and specifications as required by Condition D.23 must be submitted to the satisfaction of the Principal Certifier.</p> <p><b>Condition Reason:</b> To ensure the certification of the electric vehicle charging system.</p>
<p><b>G. 12.</b></p>	<p><b>Fulfilment of BASIX Commitments – Clause 44 of the Development Certification and Fire Safety Regulation</b></p> <p>Before the issue of any occupation certificate, all BASIX commitments must be effected in accordance with the BASIX certificate No. A1379043.</p> <p><b>Notes:</b></p> <ul style="list-style-type: none"> <li>• Clause 44 of the Development Certification and Fire Safety Regulation applies to an occupation certificate if a relevant BASIX certificate requires a certifier to monitor fulfilment of a commitment listed in the certificate in relation to a building. The certifier must not issue an occupation certificate for the building unless the commitment has been fulfilled.</li> </ul> <p><b>Condition Reason:</b> To ensure that sustainable building commitments, to reduce water and energy consumption, are fulfilled prior to the occupation.</p>
<p><b>G. 13.</b></p>	<p><b>Amenity Landscaping</b></p> <p>Before the issue of any occupation certificate, all approved amenity landscaping (screen planting, soil stabilisation planting, etc.) and replacement/supplementary tree planting must be installed in accordance with the approved plans and documents and any relevant conditions of consent.</p> <p><b>Condition Reason:</b> To ensure that the environmental impacts of the development are mitigated by approved landscaping prior to the occupation of the development.</p>
<p><b>G. 14.</b></p>	<p><b>Landscaping</b></p> <p>Before the issue of any occupation certificate, the Principal Certifier and Council must be provided with a works-as-executed landscape plan and certification from a qualified landscape architect/designer, horticulturist and/or arborist as applicable to the effect that the landscaping and replacement/supplementary tree planting works comply with this consent.</p>

	<p><b>Condition Reason:</b> To ensure that all landscaping work is completed prior to occupation.</p>				
<p><b>G. 15.</b></p>	<p><b>Arborists Documentation and Compliance Checklist – Prior to any occupation certificate</b></p> <p>Before the issue of any occupation certificate, the project arborist must provide written certification that all tree protection measures and construction techniques relevant to this consent have been implemented. Documentation for each site visit must include:</p> <ul style="list-style-type: none"> <li>a) A record of the condition of trees to be retained prior to and throughout development.</li> <li>b) Recommended actions to improve site conditions and rectification of non-compliance.</li> <li>c) Recommendations for future works which may impact the trees.</li> </ul> <p>All compliance certification documents must be kept on site by the site Supervisor.</p> <p>As a minimum the following intervals of site inspections must be made:</p> <table border="1" data-bbox="316 815 1422 976"> <thead> <tr> <th data-bbox="316 815 695 880">Stage of arboricultural inspection and supervision</th> <th data-bbox="695 815 1422 880">Compliance documentation and photos must include</th> </tr> </thead> <tbody> <tr> <td data-bbox="316 880 695 976">Prior to the issue of any occupation certificate</td> <td data-bbox="695 880 1422 976">Ensure all trees conditioned to be planted as part of this consent have been planted in accordance with the details prescribed in this consent.</td> </tr> </tbody> </table> <p>Inspections and compliance documentation must be made by an arborist with AQF Level 5 qualifications.</p> <p>Additional site visits must be made when required by site arborist and/or site foreman for ongoing monitoring/supervisory work.</p> <p><b>Condition Reason:</b> To ensure that all tree protection measures and construction techniques relevant to this consent are implemented.</p>	Stage of arboricultural inspection and supervision	Compliance documentation and photos must include	Prior to the issue of any occupation certificate	Ensure all trees conditioned to be planted as part of this consent have been planted in accordance with the details prescribed in this consent.
Stage of arboricultural inspection and supervision	Compliance documentation and photos must include				
Prior to the issue of any occupation certificate	Ensure all trees conditioned to be planted as part of this consent have been planted in accordance with the details prescribed in this consent.				
<p><b>G. 16.</b></p>	<p><b>Arborists Documentation and Compliance Checklist – Prior to an occupation certificate for the whole building</b></p> <p>Before the issue of any occupation certificate for the whole of the building, the project arborist must provide written certification that all tree protection measures and construction techniques relevant to this consent have been implemented.</p> <p>Documentation for each site visit must include:</p> <ul style="list-style-type: none"> <li>a) A record of the condition of trees to be retained prior to and throughout development.</li> <li>b) Recommended actions to improve site conditions and rectification of non-compliance.</li> <li>c) Recommendations for future works which may impact the trees.</li> </ul> <p>All compliance certification documents must be kept on site.</p> <p>As a minimum the following intervals of site inspections must be made:</p>				



<b>Stage of arboricultural inspection and supervision</b>	<b>Compliance documentation and photos must include</b>
Before the issue of any occupation certificate for the whole of the building	<ul style="list-style-type: none"> <li>The project arborist must supervise the dismantling of tree protection measures</li> <li>After all demolition, construction and landscaping works are complete the project Arborist must assess that the subject trees have been retained in the same condition and vigour. If changes to condition are identified the project Arborist must provide recommendations for remediation.</li> </ul>
<p>Inspections and compliance documentation must be made by an arborist with AQF Level 5 qualifications.</p> <p>Additional site visits must be made when required by site arborist and/or site foreman for ongoing monitoring/supervisory work.</p>	
<p><b>Condition Reason:</b> To ensure that all tree protection measures and construction techniques relevant to this consent are implemented.</p>	

## H. OCCUPATION AND ONGOING USE

<b>H. 1.</b>	<b>Noise from Mechanical Plant and Equipment</b>
	<p>During the occupation and ongoing use, the noise level measured at any boundary of the site at any time while the mechanical plant and equipment is operating must not exceed the background noise level. Where noise sensitive receivers are located within the site, the noise level is measured from the nearest strata, stratum or community title land and must not exceed background noise level at any time.</p> <p>The background noise level is the underlying level present in the ambient noise, excluding the subject noise source, when extraneous noise is removed. For assessment purposes the background noise level is the LA90, 15 minute level measured by a sound level meter.</p> <p><b>Notes:</b></p> <ul style="list-style-type: none"> <li>Words in this condition have the same meaning as in the Noise Policy for Industry (2017) <a href="http://www.epa.nsw.gov.au/your-environment/noise/industrial-noise/noise-policy-for-industry-(2017)">www.epa.nsw.gov.au/your-environment/noise/industrial-noise/noise-policy-for-industry-(2017)</a> and Noise Guide for Local Government (2013) <a href="http://www.epa.nsw.gov.au/your-environment/noise/regulating-noise/noise-guide-local-government">www.epa.nsw.gov.au/your-environment/noise/regulating-noise/noise-guide-local-government</a></li> </ul>
	<b>Condition Reason:</b> To protect the amenity of the neighbourhood.
<b>H. 2.</b>	<b>Swimming and Spa Pools – Maintenance</b>
	<p>During the occupation and ongoing use, swimming and spa pools must be maintained:</p> <ol style="list-style-type: none"> <li>in compliance with the Swimming Pools Act 1992 and the Building Code of Australia with regard to the provision of child-resistant barriers and resuscitation signs,</li> <li>in compliance with the NSW Health “Public Swimming Pools and Spa Pools Advisory Document” in force at that time. Private pools are encouraged to comply with the same standards as applicable,</li> <li>in compliance with AS 1926 Swimming pool safety - Water recirculation and filtration systems,</li> </ol>

	<p>d) with backwash being discharged to the sewer in compliance with AS/NZS 3500, and</p> <p>e) with a timer that limits the recirculation and filtration systems operation such that it does not emit noise that can be heard within a habitable room in any other residential premises (regardless of whether any door or window to that room is open):</p> <ul style="list-style-type: none"> <li>• before 8 am or after 8 pm on any Sunday or public holiday, or</li> <li>• before 7 am or after 8 pm on any other day.</li> </ul> <p><b>Notes:</b></p> <ul style="list-style-type: none"> <li>• Child-resistant barriers, resuscitation signs, recirculation and filtration systems and controls systems require regular maintenance to ensure that life safety, health and amenity standards are maintained.</li> <li>• The NSW Health public swimming pools and spa pools guidelines are available at <a href="http://www.health.nsw.gov.au">www.health.nsw.gov.au</a></li> </ul>
	<p><b>Condition Reason:</b> To ensure public health and safety.</p>
<p><b>H. 3.</b></p>	<p><b>Outdoor Lighting – Residential</b></p> <p>During the occupation and ongoing use, outdoor lighting must comply with AS/NZS 4282: Control of the obtrusive effects of outdoor lighting. The maximum luminous intensity from each luminare and threshold limits must not exceed the level 1 control relevant under tables in AS/NZS 4282.</p> <p><b>Condition Reason:</b> To protect the amenity of neighbours and limit the obtrusive effects of outdoor lighting.</p>
<p><b>H. 4.</b></p>	<p><b>Noise Control</b></p> <p>During the occupation and ongoing use, the use of the premises must not give rise to the transmission of offensive noise to any place of different occupancy. Offensive noise is defined in the Protection of the Environment Operations Act 1997.</p> <p><b>Notes:</b></p> <ul style="list-style-type: none"> <li>• Council will generally enforce this condition in accordance with the Noise Guide for Local Government (<a href="http://www.epa.nsw.gov.au/your-environment/noise/regulating-noise/noise-guide-local-government">www.epa.nsw.gov.au/your-environment/noise/regulating-noise/noise-guide-local-government</a>) and the NSW Industrial Noise Policy (<a href="http://www.epa.nsw.gov.au/your-environment/noise/industrial-noise">www.epa.nsw.gov.au/your-environment/noise/industrial-noise</a>) published by the NSW Environment Protection Authority. Other State Government authorities also regulate the Protection of the Environment Operations Act 1997.</li> <li>• Useful links: <ul style="list-style-type: none"> <li>- Community Justice Centres—free mediation service provided by the NSW Government <a href="http://www.cjc.nsw.gov.au">www.cjc.nsw.gov.au</a>.</li> <li>- NSW Environment Protection Authority— see “noise” section <a href="http://www.environment.nsw.gov.au/noise">www.environment.nsw.gov.au/noise</a>.</li> <li>- NSW Government legislation- access to all NSW legislation, including the Protection of the Environment Operations Act 1997 and the Protection of the Environment Noise Control Regulation 2017 is available at <a href="http://www.legislation.nsw.gov.au">www.legislation.nsw.gov.au</a>.</li> <li>- Australian Acoustical Society—professional society of noise related professionals <a href="http://www.acoustics.asn.au">www.acoustics.asn.au</a>.</li> <li>- Association of Australian Acoustical Consultants—professional society of noise related professionals <a href="http://www.aaac.org.au">www.aaac.org.au</a>.</li> <li>- Liquor and Gaming NSW—<a href="http://www.liquorandgaming.nsw.gov.au">www.liquorandgaming.nsw.gov.au</a>.</li> </ul> </li> </ul> <p><b>Condition Reason:</b> To protect the amenity of the neighbourhood.</p>

<p><b>H. 5.</b></p>	<p><b>Maintenance of Landscaping</b></p> <p>During the occupation and ongoing use, all landscaping must be maintained in general accordance with this consent.</p> <p>This condition does not prohibit the planting of additional trees or shrubs subject that they are native species endemic to the immediate locality.</p> <p><b>Notes:</b></p> <ul style="list-style-type: none"> <li>• This condition also acknowledges that development consent is not required to plant vegetation and that over time additional vegetation may be planted to replace vegetation or enhance the amenity of the locality.</li> <li>• Owners must have regard to the amenity impact of trees upon the site and neighbouring land.</li> </ul> <p><b>Condition Reason:</b> To ensure that the landscaping design intent is not eroded over time by the removal of landscaping or inappropriate exotic planting.</p>
<p><b>H. 6.</b></p>	<p><b>Maintenance of BASIX Commitments</b></p> <p>During the occupation and ongoing use, all BASIX commitments must be maintained in accordance with the BASIX Certificate No A1379043.</p> <p>This condition affects successors in title with the intent that environmental sustainability measures must be maintained for the life of development under this consent.</p> <p><b>Condition Reason:</b> To ensure the approved environmental sustainability measures are maintained for the life of development.</p>
<p><b>H. 7.</b></p>	<p><b>Ongoing Maintenance of the On-site Stormwater Detention, Stormwater Treatment and Pump Out Systems</b></p> <p>During the occupation and ongoing use, in accordance with this condition and any positive covenant, the person with the benefit of this consent must:</p> <ol style="list-style-type: none"> <li>a) Permit stormwater to be temporarily detained and treated by the Systems,</li> <li>b) Keep the systems clean and free of silt rubbish and debris,</li> <li>c) Maintain renew and repair as reasonably required from time to time the whole or part of the system so that it functions in a safe and efficient manner,</li> <li>d) Carry out the matters referred to in paragraphs (b) and (c) at the Owners expense,</li> <li>e) Not make any alterations to the systems or elements thereof without prior consent in writing of the Council and not interfere with the systems or by its act or omission cause it to be interfered with so that it does not function or operate properly,</li> <li>f) Permit the Council or its authorised agents from time to time upon giving reasonable notice (but at any time and without notice in the case of an emergency) to enter and inspect the land with regard to compliance with the requirements of this covenant,</li> <li>g) Comply with the terms of any written notice issued by Council in respect to the requirements of this clause within the time stated in the notice,</li> <li>h) Where the Owner fails to comply with the Owner’s obligations under this covenant, permit the Council or its agents at all times and on reasonable notice at the Owner’s cost to enter the land with equipment, machinery or otherwise to carry out the works required by those obligations.</li> </ol>

<p>The owner:</p> <p>a) Indemnifies the Council from and against all claims, demands, suits, proceedings or actions in respect of any injury, damage, loss, cost, or liability (Claims) that may be sustained, suffered, or made against the Council arising in connection with the performance of the Owner's obligations under this covenant except if, and to the extent that, the Claim arises because of the Council's negligence or default, and</p> <p>b) releases the Council from any Claim it may have against the Council arising in connection with the performance of the Owner's obligations under this covenant except if, and to the extent that, the Claim arises because of the Council's negligence or default.</p> <p><b>Notes:</b></p> <ul style="list-style-type: none"><li>This condition is supplementary to the owner(s) obligations and Council's rights under any positive covenant.</li></ul>
<p><b>Condition Reason:</b> To ensure that owners are aware of maintenance requirements for their stormwater systems.</p>

---

<b>ITEM No.</b>	D3
<b>FILE No.</b>	DA196/2024/1
<b>ADDRESS</b>	2-12 Eastbourne Road, Darling Point
<b>PROPOSAL</b>	Replacement of windows within an existing residential flat building

Note: Brendon Clendenning, Consultant Planner addressed the Panel.

### Reasons for Decision

The application has been assessed within the framework of the matters for consideration under section 4.15 of the Environmental Planning and Assessment Act 1979 and is recommended for approval because:

- It is considered to be satisfactory with all relevant planning policies including the objectives of WLEP 2014 and WDCP 2015.
- It will not have adverse effects on the local built and natural environment nor any adverse social and economic impacts in the locality.
- All likely impacts to adjoining properties including any submissions made have been addressed in the report, or are considered to be satisfactory.
- The site is suitable for the proposed development.
- The Clause 4.6 is well-founded and as such, the exceedance of the statutory height of buildings development standard is justified.
- The proposal is in the public interest.

### (Jenner/Horn)

#### **Resolved: Pursuant to Section 4.16 of the Environmental Planning and Assessment Act 1979**

THAT Council, as the consent authority, is satisfied that the written request from the applicant under Part 4.6 of the Woollahra Local Environmental Plan 2014 to the height of buildings development standard under Clause 4.3 of Woollahra LEP 2014 has adequately addressed the relevant matters and the proposed development will be in the public interest because it is consistent with the relevant objectives of the particular standard.

AND

THAT Council, as the consent authority, grant development consent to DA196/2024/1 for the replacement of windows within an existing residential flat building on land at 2-12 Eastbourne Road DARLING POINT, subject to the following conditions:

**ALL DEVELOPMENT TYPES**

**A. GENERAL CONDITIONS**

<b>A. 1.</b>	<b>Conditions</b>
	<p>Consent is granted subject to the following conditions imposed under section 4.16 of the Environmental Planning and Assessment Act 1979 (“the Act”), and the provisions of the Environmental Planning and Assessment Regulation 2021 (“the Regulations”) and the provisions of the Environmental Planning and Assessment (Development Certification and Fire Safety) Regulation 2021 (“the Development Certification and Fire Safety Regulations”), such conditions being reasonable and relevant to the development as assessed under section 4.15 of the Act.</p> <p><b>Notes:</b></p> <ul style="list-style-type: none"> <li>• Failure to comply with this development consent and any condition of this consent is a criminal offence. Failure to comply with other environmental laws is also a criminal offence.</li> <li>• Where there is any breach Council may without any further warning:             <ul style="list-style-type: none"> <li>a) Issue Penalty Infringement Notices (On-the-spot fines);</li> <li>b) Issue notices and orders;</li> <li>c) Prosecute any person breaching this consent; and/or</li> <li>d) Seek injunctions/orders before the courts to restrain and remedy any breach.</li> </ul> </li> <li>• Maximum penalties under NSW environmental laws include fines up to \$1.1 Million and/or custodial sentences for serious offences.</li> <li>• Should Council have to take any action to enforced compliance with this consent or other environmental laws Council’s policy is to seek from the Court appropriate orders requiring the payments of its costs beyond any penalty or remedy the Court may order.</li> <li>• This consent and this specific advice will be tendered to the Court when seeking costs orders from the Court where Council is successful in any necessary enforcement action.</li> <li>• The payment of environmental penalty infringement notices does not result in any criminal offence being recorded. If a penalty infringement notice is challenged in Court and the person is found guilty of the offence by the Court, subject to section 10 of the Crimes (Sentencing Procedure) Act 1999, a criminal conviction is recorded. The effect of a criminal conviction beyond any fine is serious.</li> </ul> <p><b>Condition Reason:</b> To ensure all parties are aware of the relevant legislation that applies to the development.</p>
<b>A. 2.</b>	<b>Definitions</b>
	<p>Unless specified otherwise, words have the same meaning as defined by the <i>Act</i>, the <i>Regulations</i>, the <i>Development Certification and Fire Safety Regulations</i> and the <i>Interpretation Act 1987</i> as in force at the date of consent.</p> <p><b>Applicant</b> means the applicant for this consent.</p> <p><b>Approved Plans</b> mean the plans endorsed by Council referenced by this consent as amended by conditions of this consent.</p> <p><b>Local native plants</b> means species of native plant endemic to Sydney’s eastern suburbs.</p>

**Owner-builder** has the same meaning as in the *Home Building Act 1989*.

**PC** means the Principal Certifier under the *Act*.

**Principal Contractor** has the same meaning as in the *Act*, or where a Principal Contractor has not been appointed by the Owner of the land being developed Principal Contractor means the Owner of the land being developed.

**Professional engineer** has the same meaning as in the *BCA*.

**Public place** has the same meaning as in the *Local Government Act 1993*.

**Road** has the same meaning as in the *Roads Act 1993*.

**SEE** means the final version of the Statement of Environmental Effects lodged by the Applicant.

**Site** means the land being developed subject to this consent.

**Site work** means any work that is physically carried out on the land to which the development the subject of this development consent is to be carried out, including but not limited to building work, subdivision work, demolition work, clearing of vegetation or remediation work.

**Woollahra LEP** means *Woollahra Local Environmental Plan 2014*

**Woollahra DCP** means *Woollahra Development Control Plan 2015*

**Work** for the purposes of this consent means:

- the use of land in connection with development,
- the subdivision of land,
- the erection of a building,
- the carrying out of any work,
- the use of any site crane, machine, article, material, or thing,
- the storage of waste, materials, site crane, machine, article, material, or thing,
- the demolition of a building,
- the piling, piercing, cutting, boring, drilling, rock breaking, rock sawing or excavation of land,
- the delivery to or removal from the *site* of any machine, article, material, or thing, or
- the occupation of the *site* by any person unless authorised by an occupation certificate.

**Condition Reason:** To ensure all parties are aware of the relevant definitions.

**A. 3. Approved Plans and Supporting Documents**

Those with the benefit of this consent must carry out all work and maintain the use and works in accordance with both the architectural plans to which is affixed a Council stamp "Approved" and supporting documents listed below unless modified by any following condition.

Where the plans relate to alterations or additions only those works shown in colour or highlighted are approved.

Reference	Description	Author	Date
DA11 (Revision A)	Ground Floor	McGregor Westlake Architecture	30/05/2024
DA12 (Revision A)	Level 1 -17	McGregor Westlake Architecture	30/05/2024
DA13 (Revision A)	Level 18 / Level 19	McGregor Westlake Architecture	30/05/2024
DA14 (Revision A)	Level 20 / Roof	McGregor Westlake Architecture	30/05/2024
DA20 (Revision A)	Long Section	McGregor Westlake Architecture	30/05/2024
DA21 (Revision A)	Cross Section	McGregor Westlake Architecture	30/05/2024
DA30 (Revision A)	Elevations	McGregor Westlake Architecture	30/05/2024
DA31 (Revision B)	Elevations	McGregor Westlake Architecture	30/08/2024
DA40 (Revision A)	Materials and Finishes Schedule	McGregor Westlake Architecture	30/05/2024
A1761740	BASIX Certificate	NSW Department of Planning and Environment	27 August 2024
A1761684	BASIX Certificate	NSW Department of Planning and Environment	27 August 2024
A1761648	BASIX Certificate	NSW Department of Planning and Environment	27 August 2024
A1761680	BASIX Certificate	NSW Department of Planning and Environment	27 August 2024
A1761735	BASIX Certificate	NSW Department of Planning and Environment	27 August 2024
A1761737	BASIX Certificate	NSW Department of Planning and Environment	27 August 2024
A1761687	BASIX Certificate	NSW Department of Planning and Environment	27 August 2024
A1760175	BASIX Certificate	NSW Department of Planning and Environment	16 August 2024
Ref: 117881	Letter - 2-12 Eastbourne Road, Darling Point 2027 including Table on Page 3 of Letter.	Jensen Hughes Pty Limited, Trading as BCA Logic	17 May 2024

**Notes:**

	<ul style="list-style-type: none"> <li>Warning to Principal Certifier – You must always insist on sighting the original Council stamped approved plans. You must not rely solely upon the plan reference numbers in this condition. Should the Applicant not be able to provide you with the original copy Council will provide you with access to its files so you may review our original copy of the approved plans.</li> <li>These plans and supporting documentation may be subject to conditions imposed under section 4.17(1)(g) of the Act modifying or amending the development.</li> </ul>
	<p><b>Condition Reason:</b> To ensure all parties are aware of the approved plans and supporting documentation that applies to the development.</p>
<b>A. 4.</b>	<p><b>Ancillary Aspects of Development (section 4.17(2) of the Act)</b></p> <p>The Owner must procure the repair, replacement or rebuilding of all road pavement, kerb, gutter, footway, footpaths adjoining the site or damaged as a result of work under this consent or as a consequence of work under this consent. Such work must be undertaken to Council's satisfaction in accordance with Council's Specification for Roadworks, Drainage and Miscellaneous Works (2012) unless expressly provided otherwise by these conditions at the Owner's expense.</p> <p><b>Notes:</b></p> <ul style="list-style-type: none"> <li>This condition does not affect the Principal Contractor's or any sub-contractors obligations to protect and preserve public infrastructure from damage or affect their liability for any damage that occurs.</li> </ul> <p><b>Condition Reason:</b> To ensure all parties are aware of works required to public infrastructure and to ensure payment for works.</p>

## DEMOLITION WORK

### B. BEFORE DEMOLITION WORK COMMENCES

<b>B. 1.</b>	<p><b>Construction Certificate Required Prior to Any Demolition</b></p> <p>Where demolition is associated with an altered portion of, or an extension to an existing building the demolition of any part of a building is "commencement of erection of building" under section 6.6 of the Act.</p> <p>In such circumstance all conditions included at the following development stages of this consent must be satisfied prior to any demolition work:</p> <ul style="list-style-type: none"> <li>Before issue of a construction certificate</li> <li>Before building work commences</li> </ul> <p>This includes, but is not limited to, the issue of a Construction Certificate, appointment of a Principal Certifier, and Notice of Commencement under the Act.</p> <p><b>Note:</b></p> <ul style="list-style-type: none"> <li>See Over our Dead Body Society Inc v Byron Bay Community Association Inc [2001] NSWLEC 125.</li> </ul> <p><b>Condition Reason:</b> To ensure appropriate conditions are complied with for development for the alteration and extension of an existing building.</p>
--------------	--



<p><b>B. 2.</b></p>	<p><b>Erosion and Sediment Controls – Installation</b></p> <p>Before any site work commences, water pollution, erosion and sedimentation controls must be installed and maintained in accordance with:</p> <p>a) “Do it Right On Site, Soil and Water Management for the Construction Industry” and accompanying factsheets published by the Southern Sydney Regional Organisation of Councils, and</p> <p>b) “Managing Urban Stormwater - Soils and Construction” 2004 published by the NSW Government (The Blue Book).</p> <p>Where there is any conflict The Blue Book takes precedence.</p> <p><b>Notes:</b></p> <ul style="list-style-type: none"> <li>• The “Do it Right On Site, Soil and Water Management for the Construction Industry” publication and accompanying factsheets can be downloaded from <a href="http://www.woollahra.nsw.gov.au">www.woollahra.nsw.gov.au</a> and The Blue Book is available at <a href="http://www.environment.nsw.gov.au">www.environment.nsw.gov.au</a></li> <li>• A failure to comply with this condition may result in penalty infringement notices, prosecution, notices and orders under the Act and/or the Protection of the Environment Operations Act 1997 without any further warning. It is a criminal offence to cause, permit or allow pollution.</li> <li>• Section 257 of the Protection of the Environment Operations Act 1997 provides inter alia that “the occupier of premises at or from which any pollution occurs is taken to have caused the pollution”.</li> <li>• Warning: Irrespective of this condition any person occupying the site may be subject to proceedings under the Protection of the Environment Operations Act 1997 where pollution is caused, permitted or allowed as the result of their occupation of the land being developed.</li> </ul> <p><b>Condition Reason:</b> To prevent potential water pollution and dust nuisance.</p>
<p><b>B. 3.</b></p>	<p><b>Identification of Hazardous Material</b></p> <p>Prior to any site works, and in accordance with Australian Standard AS2601: The Demolition of Structures, all hazardous substances located on the site must be identified, including asbestos, polychlorinated biphenyls (PCBs), lead paint, underground storage tanks, chemicals, etc.</p> <p>In this regard, prior to any site works, Council must be provided with a written report prepared by a suitably qualified competent person detailing:</p> <ul style="list-style-type: none"> <li>• all hazardous materials identified on the site,</li> <li>• the specific location of all hazardous materials identified,</li> <li>• whether the hazardous materials are to be removed from the site as part of the works to be undertaken, and</li> <li>• safety measures to be put in place.</li> </ul> <p><b>Condition Reason:</b> To protect the health and safety of all persons while works are being undertaken and to ensure all safety measures have been identified and are in place to protect all parties in the immediate vicinity of the site.</p>

<p><b>B. 4.</b></p>	<p><b>Public Road Assets Prior to Any Work/Demolition</b></p>
---------------------	---

Prior to any site works, a full record of the condition of the public infrastructure on public land adjacent to the development site must be submitted to Council.

The report must include photographs and/or CCTV footage showing the current condition and any existing damage fronting and adjoining the site to the:

- road pavement,
- street signage including street lights,
- kerb and gutter,
- footway including pedestrian crossings, footpath, and driveways,
- retaining walls, or other significant structures,
- Heritage Items, including street name inlays,
- utility service items including historical utility covers, and
- drainage structures/pits/pipes (CCTV footage).

The reports are to be supplied in electronic format in Word and if applicable accompanied by CCTV footage. Photographs are to be in colour, digital and date stamped.

If the required report is not submitted then Council will assume there was no damage to any infrastructure in the immediate vicinity of the site prior to the commencement of any site works under this consent.

**Condition Reason:** To clarify the condition of the existing public infrastructure prior to the commencement of any site works.

**B. 5. Payment of Security and Fees**

Prior to any site works, the following security and fees must be paid in full:

Description	Amount	Indexed	Council Fee Code
<b>SECURITY</b> under section 4.17(6) of the <i>Environmental Planning and Assessment Act 1979</i>			
<b>Property Damage Security Deposit</b> -making good any damage caused to any property of the Council	\$212,060.00	No	T115
<b>INSPECTION FEES</b> under section 608 of the <i>Local Government Act 1993</i>			
Security Deposit Administration Fee	\$225.00	No	T16
<b>TOTAL SECURITY AND FEES</b>	\$212,285.00		

**How must the payments be made?**

Payments must be made by:

- cash deposit with Council,
- credit card payment with Council, or
- bank cheque made payable to Woollahra Municipal Council.

The payment of a security may be made by a bank guarantee where:

- the guarantee is by an Australian bank for the amount of the total outstanding contribution,
- the bank unconditionally agrees to pay the guaranteed sum to the Council on written request by Council on completion of the development or no earlier than 12 months from the provision of the guarantee whichever

occurs first [NOTE: a time limited bank guarantee or a bank guarantee with an expiry date is not acceptable],

- the bank agrees to pay the guaranteed sum without reference to the Applicant or landowner or other person who provided the guarantee and without regard to any dispute, controversy, issue or other matter relating to the development consent or the carrying out of development in accordance with the development consent,
- the bank guarantee is lodged with the Council prior to any site works being undertaken, and
- the bank's obligations are discharged when payment to the Council is made in accordance with the guarantee or when Council notifies the bank in writing that the guarantee is no longer required.

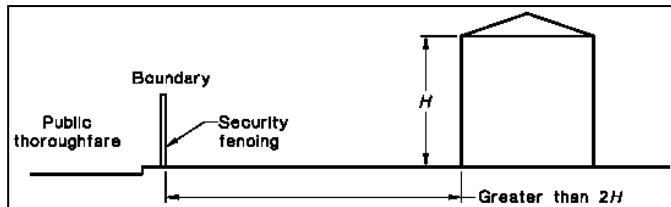
**Notes:**

- An application must be made to Council by the person who paid the security for release of the securities held under section 4.17 of the Act.
- The securities will not be released until the Occupation Certificate has been lodged with Council, Council has inspected the site and Council is satisfied that the public works have been carried out to Council's requirements. Council may use part or all of the security to complete the works to its satisfaction if the works do not meet Council's requirements.
- Council will only release the security upon being satisfied that all damage or all works, the purpose for which the security has been held have been remedied or completed to Council's satisfaction as the case may be.
- Council may retain a portion of the security to remedy any defects in any such public work that arise within 6 months after the work is completed.
- Upon completion of each section of road, drainage and landscape work to Council's satisfaction, 90% of the bond monies held by Council for these works will be released upon application. 10% may be retained by Council for a further 6 month period and may be used by Council to repair or rectify any defects or temporary works during the 6 month period.
- The Refund of Security Bond Application form can be downloaded from [www.woollahra.nsw.gov.au](http://www.woollahra.nsw.gov.au)

**Condition Reason:** To ensure any relevant security and fees are paid.

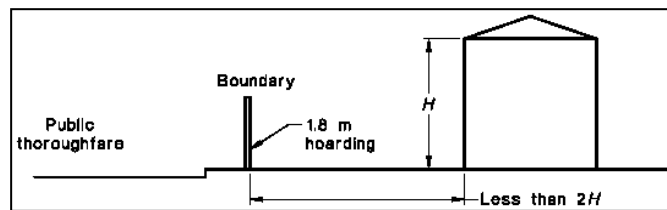
**B. 6. Security Fencing, Hoarding (including 'Creative Hoardings') and Overhead Protection**

Before any site work commences, security fencing must be provided around the perimeter of the development site, including any additional precautionary measures taken to prevent unauthorised entry to the site at all times during the demolition, excavation and construction period. Security fencing must be the equivalent 1.8m high chain wire as specified in AS 1725.



**Type A Hoarding**  
 Where the development site adjoins a public thoroughfare, the common boundary between them must be fenced for its full length with a hoarding,

unless the least horizontal distance between the common boundary and the nearest parts of the structure is greater than twice the height of the structure. The hoarding must be constructed of solid materials (chain wire or the like is not acceptable) to a height of not less than 1.8m adjacent to the thoroughfare.



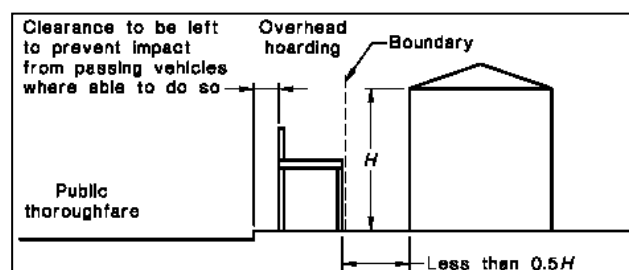
### Type B Hoarding

Where a development site adjoins a public thoroughfare with a footpath alongside the common boundary then, in addition to the hoarding required above, the footpath must be covered by an overhead protective structure and the facing facade protected by heavy-duty scaffolding, unless either:

- the vertical height above footpath level of the structure being demolished is less than 4.0m; or
- the least horizontal distance between footpath and the nearest part of the structure is greater than half the height of the structure.

The overhead structure must consist of a horizontal platform of solid construction and vertical supports, and the platform must:

- extend from the common boundary to 200mm from the edge of the carriageway for the full length of the boundary,
- have a clear height above the footpath of not less than 2.1m,
- terminate 200mm from the edge of the carriageway (clearance to be left to prevent impact from passing vehicles) with a continuous solid upstand projecting not less than 0.5m above the platform surface, and
- together with its supports, be designed for a uniformly distributed live load of not less than 7 kPa.



The overhead protective structures must be installed and maintained in accordance with the NSW "Code of Practice - Overhead Protective Structures 1995". This is code available at [www.safework.nsw.gov.au/\\_\\_data/assets/pdf\\_file/0008/52883/Overhead-protective-structures-Code-of-practice.pdf](http://www.safework.nsw.gov.au/__data/assets/pdf_file/0008/52883/Overhead-protective-structures-Code-of-practice.pdf)

### All Hoardings

Security fencing, hoarding and overhead protective structure must not obstruct access to utilities services including but not limited to man holes, pits, stop valves, fire hydrants or the like.

### Hoardings on Public Land including 'Creative Hoardings'

All fees associated with the application and occupation and use of the road (footway) for required hoarding or overhead protection must be paid in full.

A creative hoarding (i.e. an approved artwork or historic image affixed to the hoarding) is required if the hoarding meets the criteria in Council's Creative Hoardings Policy (adopted March 2020). The cost of printing and affixing the creative hoarding is the responsibility of the person with the benefit of this consent. The Creative Hoardings Policy can be downloaded from Council's website [www.woollahra.nsw.gov.au](http://www.woollahra.nsw.gov.au)

**Notes:**

- A minimum of two (2) weeks from the date of making a hoarding application to determination must be allowed. Any approval for a hoarding or overhead protection under the Roads Act 1993 will be subject to its own conditions and fees.
- Council seeks to increase public art in the public domain by requiring artwork or historic images on hoardings located on public land. Under the Creative Hoardings Policy an application for a hoarding proposed on public land will require an approved artwork or historic image affixed to the hoarding if the hoarding meets the criteria in section 3 of the Policy:
  - A. Hoardings proposed on land zoned E1 Local Centre, or MU1 Mixed Use, or SP2 Infrastructure under Woollahra Local Environmental Plan 2014 AND erected for 8 weeks or more  
OR
  - B. Hoardings proposed on land located along a State classified road (regardless of the zone) AND erected for 8 weeks or more  
OR
  - C. Hoardings proposed in any other location than that referred to in A. and B. above AND erected for 12 weeks or more, except where:
    - 1. the capital investment value of the work to which the hoarding relates is less than \$1 million, or
    - 2. the land is zoned R2 Low Density Residential, or
    - 3. the land is zoned R3 Medium Density Residential and the hoarding is located in a lane or street that does not have through traffic (e.g. a cul-de-sac or no through road).
- Artwork and historic images for the hoardings are assessed and approved in accordance with the Creative Hoardings Policy. Details of the artwork or images proposed to be affixed to the hoardings must be submitted with Council's form "Application for a permit to use a footpath for the erection of a hoarding/scaffolding". The Creative Hoardings Policy can be downloaded from [www.woollahra.nsw.gov.au](http://www.woollahra.nsw.gov.au)

**Condition Reason:** To ensure public safety.

**B. 7.**

**Site Signs**

Before any site work commences, the sign/s required by clauses 70 of the Regulation and 75 of the Development Certification and Fire Safety Regulation must be erected and maintained at all times.

Clause 70 of the Regulation provides:

**Erection of signs**

- For the purposes of section 4.17(11) of the Act, the requirements of subclauses (2) and (3) are prescribed as conditions of a development consent for development that involves any building work, subdivision work or demolition work.
- A sign must be erected in a prominent position on any site on which building work, subdivision work or demolition work is being carried out:
  - a) showing the name, address and telephone number of the principal certifier for the work, and

- b) showing the name of the principal contractor (if any) for any building work and a telephone number on which that person may be contacted outside working hours, and
- c) stating that unauthorised entry to the work site is prohibited.
- Any such sign is to be maintained while the building work, subdivision work or demolition work is being carried out, but must be removed when the work has been completed.
- This clause does not apply in relation to building work, subdivision work or demolition work that is carried out inside an existing building that does not affect the external walls of the building.
- This clause does not apply in relation to Crown building work that is certified, in accordance with section 6.28 of the Act, to comply with the Building Code of Australia.

Clause 75 of the Development Certification and Fire Safety Regulation provides:

**Signs on development sites**

If there is a person who is the Principal Certifier or the Principal Contractor for any building work, subdivision work or demolition work authorised to be carried out on a site by a development consent or complying development certificate:

- Each such person MUST ensure that a rigid and durable sign showing the person’s identifying particulars so that they can be read easily by anyone in any public road or other public place adjacent to the site is erected in a prominent position on the site before the commencement of work, and is maintained on the site at all times while this clause applies until the work has been carried out.

**Notes:**

- Clause 75 of the Development Certification and Fire Safety Regulations imposes a maximum penalty of 55 penalty units if these requirements are not complied with.
- If Council is appointed as the Principal Certifier it will provide the sign to the Principal Contractor or Owner-builder who must ensure that the sign is erected and maintained as required by clause 70 of the Regulation and clause 75 of the Development Certification and Fire Safety Regulation.

**Condition Reason:** To ensure that contact details for the principal certifier and principal contractor are provided on a sign at the development site.

**B. 8.**

**Toilet Facilities**

Before any site work commences, toilet facilities are to be provided, at or in the vicinity of the work site on which work involved in the erection or demolition of a building is being carried out, at the rate of one toilet for every 20 persons or part of 20 persons employed at the site.

Each toilet provided:

- a) must be a standard flushing toilet, and
- b) must be connected to a public sewer, or
- c) if connection to a public sewer is not practicable, to an accredited sewage management facility approved by the Council, or
- d) if connection to a public sewer or an accredited sewage management facility is not practicable, to some other sewage management facility approved by the Council.

The provision of toilet facilities in accordance with this condition must be completed before any other work is commenced.

	<p><b>Notes:</b></p> <ul style="list-style-type: none"> <li>• In this condition ‘sewage management facility’ and ‘public sewer’ are as defined by clause 25 of the Local Government (Approvals) Regulation 1999.</li> <li>• This condition does not set aside the requirement to comply with SafeWork NSW requirements.</li> </ul> <p><b>Condition Reason:</b> To ensure toilet facilities are provided for workers at the work site.</p>
<p><b>B. 9.</b></p>	<p><b>Establishment of Boundary Location, Building Location and Datum</b></p> <p>Before any site work commences, a surveyor registered under the Surveying and Spatial Information Act 2002 must:</p> <ol style="list-style-type: none"> <li>set out the boundaries of the site by permanent marks (including permanent recovery points),</li> <li>set out the location and level of foundation excavations, footings, walls and slabs by permanent marks, pegs or profiles relative to the boundaries of the land and relative to Australian Height Datum (AHD) in compliance with the approved plans,</li> <li>establish a permanent datum point (bench mark) within the boundaries of the site relative to AHD, and</li> <li>provide a copy of a survey report, prepared by the registered surveyor, detailing the title boundaries, pegs/profiles, recovery points and bench mark locations as established under this condition to the Principal Certifier.</li> </ol> <p><b>Notes:</b></p> <ul style="list-style-type: none"> <li>• Where there is any discrepancy between the approved development consent and the Construction Certificate, especially in relation to the height, location or external configuration of the building (but not limited to these issues) the site works must not proceed until the variations as shown are consistent with the consent. Failure to do so may result in a breach of development consent.</li> <li>• On larger developments, or where boundary redefinition is required, the placement of new State Survey Marks as permanent marks must be considered by the registered surveyor.</li> </ul> <p><b>Condition Reason:</b> To ensure that the boundary locations, building location, and a datum point is established by a surveyor.</p>
<p><b>B. 10.</b></p>	<p><b>Compliance with Australian Standard for Demolition</b></p> <p>While site work is being carried out, the demolition of buildings and structures must comply with Australian Standard AS 2601—2001: The Demolition of Structures.</p> <p><b>Condition Reason</b> To control the risks of demolition work.</p>
<p><b>B. 11.</b></p>	<p><b>Works (Construction) Zone – Approval and Implementation</b></p> <p>If the Construction Management Plan relies upon a Works Zone, before any site work commences, a Works Zone application must be made.</p> <p>If the works zone is approved, all fees for the Works Zone must be paid before it can be installed.</p> <p>All Works Zone signs must have been erected by Council to permit enforcement of the Works Zone by Council’s Rangers and NSW Police before</p>

commencement of any site work. Signs are not erected until full payment of Works Zone fees is made.

**Notes:**

- A minimum of four to six weeks must be allowed (for routine applications) from the date of making an application to the Traffic Committee (Woollahra Local Traffic Committee) constituted under clause 20 of the Transport Administration (General) Regulation 2018 to exercise those functions delegated by Transport for New South Wales under section 31(3) of the Transport Administration Act 1988.
- The enforcement of the Works Zone is at the discretion of Council's Rangers and the NSW Police Service. Any breach of the Works Zone must be reported to either Council or the NSW Police Service.

**Condition Reason:** To facilitate the efficient operation of construction projects and to minimise traffic disruption.

## REMEDIATION WORK

### C. ON COMPLETION OF REMEDIATION WORK

Nil

## BUILDING WORK

### D. BEFORE ISSUE OF A CONSTRUCTION CERTIFICATE

<b>D</b>	<b>1.</b>	<p><b>Payment of Long Service Levy</b></p> <p>Before the issue of any construction certificate, the original receipt(s) for the payment of the following levy must be provided to the Principal Certifier:</p> <table border="1" style="width: 100%; border-collapse: collapse; margin: 10px 0;"> <thead> <tr> <th style="width: 50%;">Description</th> <th style="width: 20%;">Amount</th> <th style="width: 10%;">Indexed</th> <th style="width: 20%;">Council Fee Code</th> </tr> </thead> <tbody> <tr> <td colspan="4"><b>LONG SERVICE LEVY</b> <i>under Building and Construction Industry Long Service Payments Act 1986</i></td> </tr> <tr> <td><b>Long Service Levy</b> <a href="http://www.longservice.nsw.gov.au/bci/levy/other-information/levy-calculator">www.longservice.nsw.gov.au/bci/levy/other-information/levy-calculator</a></td> <td>Contact LSL Corporation or use online calculator</td> <td style="text-align: center;">No</td> <td></td> </tr> </tbody> </table> <p><b>Building and Construction Industry Long Service Payment</b> The long service levy under section 34 of the Building and Construction Industry Long Service Payment Act 1986, must be paid and proof of payment provided to the Principal Certifier prior to the issue of any construction certificate. The levy can be paid directly to the Long Service Corporation or to Council. Further information can be obtained from the Long Service Corporation website <a href="http://www.longservice.nsw.gov.au">www.longservice.nsw.gov.au</a> or the Long Service Corporation on 131 441.</p> <p><b>How must the payments be made?</b> Payments must be made by:</p> <ul style="list-style-type: none"> <li>• cash deposit with Council,</li> <li>• credit card payment with Council, or</li> <li>• bank cheque made payable to Woollahra Municipal Council.</li> </ul> <p><b>Condition Reason:</b> To ensure any relevant levy is paid.</p>	Description	Amount	Indexed	Council Fee Code	<b>LONG SERVICE LEVY</b> <i>under Building and Construction Industry Long Service Payments Act 1986</i>				<b>Long Service Levy</b> <a href="http://www.longservice.nsw.gov.au/bci/levy/other-information/levy-calculator">www.longservice.nsw.gov.au/bci/levy/other-information/levy-calculator</a>	Contact LSL Corporation or use online calculator	No	
Description	Amount	Indexed	Council Fee Code											
<b>LONG SERVICE LEVY</b> <i>under Building and Construction Industry Long Service Payments Act 1986</i>														
<b>Long Service Levy</b> <a href="http://www.longservice.nsw.gov.au/bci/levy/other-information/levy-calculator">www.longservice.nsw.gov.au/bci/levy/other-information/levy-calculator</a>	Contact LSL Corporation or use online calculator	No												



<p><b>D 2.</b></p>	<p><b>BASIX Commitments</b></p> <p>Before the issue of any construction certificate, BASIX Certificate Nos. A1761740, A1761684, A1761648, A1761680, A1761735, A1761737, A1761687, A1760175 must be submitted to the Principal Certifier with any application for a construction certificate.</p> <p>All commitments in the BASIX Certificate must be shown on the construction certificate plans and specifications prior to the issue of any construction certificate.</p> <p><b>Notes:</b></p> <ul style="list-style-type: none"> <li>• Where there is any proposed change in the BASIX commitments the Applicant must submit a new BASIX Certificate to the Principal Certifier and Council. If any proposed change in the BASIX commitments are inconsistent with development consent (see: clauses 19 and 20 of the Development Certification and Fire Safety Regulation) the Applicant will be required to submit an amended development application to Council under section 4.55 of the Act.</li> <li>• Clause 19(1)(a) of the Development Certification and Fire Safety Regulation 2021 provides: a certifier must not issue a construction certificate for building work unless: the relevant building work plans and specifications include the matters required by a relevant BASIX certificate, if any.</li> </ul> <p><b>Condition Reason:</b> To ensure all commitments in the BASIX Certificate are incorporated into the development.</p>
<p><b>D 3.</b></p>	<p><b>Erosion and Sediment Control Plan – Submission and Approval</b></p> <p>Before the issue of any construction certificate, an erosion and sediment control plan, prepared by a suitably qualified person in accordance with the following documents, must be submitted to the Principal Certifier. The erosion and sediment control plan must comply with:</p> <p>a) “Do it Right On Site, Soil and Water Management for the Construction Industry” and the accompanying factsheets published by the Southern Sydney Regional Organisation of Councils; and</p> <p>b) “Managing Urban Stormwater - Soils and Construction” 2004 published by the NSW Government (The Blue Book).</p> <p>Where there is any conflict The Blue Book takes precedence.</p> <p>The Principal Certifier must be satisfied that the erosion and sediment control plan complies with the publications above prior to issuing any construction certificate.</p> <p><b>Notes:</b></p> <ul style="list-style-type: none"> <li>• The International Erosion Control Association – Australasia <a href="http://www.austieca.com.au">www.austieca.com.au</a> lists consultant experts who can assist in ensuring compliance with this condition. Where erosion and sedimentation plans are required for larger projects it is recommended that expert consultants produce these plans.</li> <li>• The “Do it Right On Site, Soil and Water Management for the Construction Industry” publication and accompanying factsheets can be downloaded from <a href="http://www.woollahra.nsw.gov.au">www.woollahra.nsw.gov.au</a>, and The Blue Book is available at <a href="http://www.environment.nsw.gov.au">www.environment.nsw.gov.au</a></li> <li>• Under clause 73(2)(a)(v) of the Development Certification and Fire Safety Regulation an Accredited Certifier may be satisfied as to this matter.</li> </ul>

	<p><b>Condition Reason:</b> To prevent potential water pollution and dust nuisance.</p>										
<p><b>D 4.</b></p>	<p><b>Payment of S7.12 Contributions Levy</b></p> <p>A payment of a levy authorised by section 7.12 of the Environmental Planning and Assessment Act 1979 must be paid prior to the issue of any Construction Certificate or Subdivision Works Certificate. The Principal Certifier is to be provided with the original receipt for payment under the Woollahra Section 7.12 Development Contributions Plan 2022.</p> <p>A cost estimate report, no more than 3 months old, demonstrating the proposed cost of carrying out the development must be completed and submitted to Council for determination of the costs of work. This report must incorporate all approved modification applications. The costs and expenses of the proposed cost of development must be established in accordance with clause 208 of the Environmental Planning and Assessment Regulation 2021.</p> <p>The cost estimate report must be in the form of:</p> <ul style="list-style-type: none"> <li>• A cost summary report, prepared by the applicant or a suitably qualified person for a development up to \$749,999; or</li> <li>• A quantity surveyor’s report, for development over \$750,000.</li> </ul> <p>The applicable levy rate is to be calculated using the summary schedule below.</p> <table border="1" data-bbox="351 1008 1356 1209"> <thead> <tr> <th colspan="2">Summary Schedule</th> </tr> <tr> <th>Development Cost</th> <th>Levy Rate</th> </tr> </thead> <tbody> <tr> <td>• Up to and including \$100,000</td> <td>Nil</td> </tr> <tr> <td>• More than \$100,000 and up to and including \$200,000</td> <td>0.5% of the cost</td> </tr> <tr> <td>• More than \$200,000</td> <td>1% of the cost</td> </tr> </tbody> </table> <p><b>How must the payments be made?</b> Payments must be made by:</p> <ul style="list-style-type: none"> <li>• Cash deposit with Council,</li> <li>• Credit card payment with Council, or</li> <li>• Bank cheque made payable to Woollahra Municipal Council.</li> </ul> <p><b>Deferred or periodic payment of section 7.12 levy</b> Where the Applicant makes a written request supported by reasons for payment of the section 7.12 levy other than as required by clause 2.9, the Council may accept deferred or periodic payment. The decision to accept a deferred or periodic payment is at the sole discretion of the Council, which will consider:</p> <ul style="list-style-type: none"> <li>• the reasons given,</li> <li>• whether any prejudice will be caused to the community deriving benefit from the public facilities,</li> <li>• whether any prejudice will be caused to the efficacy and operation of the Plan, and</li> <li>• whether the provision of public facilities in accordance with the adopted works schedule will be adversely affected.</li> </ul> <p>Council may, as a condition of accepting deferred or periodic payment, require the provision of a bank guarantee where:</p> <ul style="list-style-type: none"> <li>• the guarantee is by an Australian bank for the amount of the total outstanding contribution,</li> </ul>	Summary Schedule		Development Cost	Levy Rate	• Up to and including \$100,000	Nil	• More than \$100,000 and up to and including \$200,000	0.5% of the cost	• More than \$200,000	1% of the cost
Summary Schedule											
Development Cost	Levy Rate										
• Up to and including \$100,000	Nil										
• More than \$100,000 and up to and including \$200,000	0.5% of the cost										
• More than \$200,000	1% of the cost										

	<ul style="list-style-type: none"> <li>• the bank unconditionally and irrevocably agrees to pay the guaranteed sum to the Council on written request by Council prior to the issue of an occupation certificate,</li> <li>• a time limited bank guarantee or a bank guarantee with an expiry date is not acceptable,</li> <li>• the bank agrees to pay the guaranteed sum without recourse to the applicant or landowner or other person who provided the guarantee and without regard to any dispute, controversy, issue or other matter relating to the development consent or the carrying out of development in accordance with the development consent, and</li> <li>• the bank’s obligations are discharged when payment to the Council is made in accordance with the guarantee or when Council notifies the bank in writing that the guarantee is no longer required.</li> </ul> <p>Any deferred or periodic payment of the section 7.12 levy will be adjusted in accordance with clause 2.12 of the Plan. The Applicant will be required to pay any charges associated with establishing or operating the bank guarantee. Council will not cancel the bank guarantee until the outstanding contribution as indexed and any accrued charges are paid.</p> <p><b>Do you need HELP indexing the levy?</b>                  Please contact Council’s Customer Service Team on 02 9391 7000. Failure to correctly calculate the adjusted development levy will delay the issue of any certificate issued under section 6.4 of the Act and could void any such certificate (e.g. construction certificate, subdivision certificate, or occupation certificate).</p> <p><b>Condition Reason:</b> To ensure any relevant contributions are paid.</p>
<p><b>D 5.</b></p>	<p><b>Structural Adequacy of Existing Supporting Structures</b></p> <p>Before the issue of any construction certificate, a certificate from a professional structural engineer, certifying the adequacy of the existing supporting structure to support the additional loads proposed to be imposed by the development, must be provided to the Principal Certifier and submitted with the construction certificate application.</p> <p><b>Condition Reason:</b> To ensure that the existing structure is able to support the additional loads proposed.</p>
<p><b>D 6.</b></p>	<p><b>Professional Engineering Details</b></p> <p>Before the issue of any construction certificate, the construction certificate plans and specifications, required under clause 7 of the Development Certification and Fire Safety Regulation, must include detailed professional engineering plans and/or specifications for all structural, electrical, hydraulic, hydrogeological, geotechnical, mechanical and civil work complying with this consent, approved plans, and supporting documentation. Detailed professional engineering plans and/or specifications must be submitted to the Principal Certifier with the application for any construction certificate.</p> <p><b>Notes:</b></p>

	<ul style="list-style-type: none"> <li>This does not affect the right of the developer to seek staged construction certificates.</li> </ul>
	<p><b>Condition Reason:</b> To ensure professional engineering details and technical specifications are provided.</p>
<b>D 7.</b>	<p><b>Submission of a Site Waste Minimisation and Management Plan</b></p> <p>Before the issue of any construction certificate, a Site Waste Minimisation and Management Plan, prepared in accordance with Woollahra Development Control Plan 2015 Chapter E5 – Waste Management, is to be submitted to Council for approval.</p> <p><b>Notes:</b></p> <ul style="list-style-type: none"> <li>The site waste minimisation and management is not listed under clause 73 of the Development Certification and Fire Safety Regulation as a matter that a Principal Certifier may certify. Hence, the Site Waste Minimisation and Management Plan must be referred to Council for its approval prior to the issue of any construction certificate for such works.</li> <li>It is estimated that building waste, including disposable materials, resulting from demolition, excavation, construction and renovation, accounts for almost 70% of landfill. Such waste is also a problem in the generation of dust and the pollution of stormwater. Council encourages the recycling of demolition and building materials.</li> </ul> <p><b>Condition Reason:</b> To ensure that the Waste Minimisation and Management Plan is assessed and approved by Council.</p>

## E. BEFORE BUILDING WORK COMMENCES

<b>E 1.</b>	<p><b>Compliance with Building Code of Australia and insurance requirements under the Home Building Act 1989</b></p> <p>Before any building work commences, and under section 4.17(11) of the Act, the following conditions are prescribed in relation to a development consent for development that involves any building work:</p> <ol style="list-style-type: none"> <li>that the work must be carried out in accordance with the requirements of the Building Code of Australia,</li> <li>in the case of residential building work for which the Home Building Act 1989 requires there to be a contract of insurance in force in accordance with Part 6 of that Act, that such a contract of insurance is in force before any building work authorised to be carried out by the consent commences.</li> </ol> <p>This condition does not apply:</p> <ol style="list-style-type: none"> <li>to the extent to which an exemption is in force under the Home Building Regulation 2014, or</li> <li>to the erection of a temporary building.</li> </ol> <p>In this condition, a reference to the BCA is a reference to that code as in force on the date the application for the relevant Construction Certificate is made.</p> <p><b>Notes:</b></p> <ul style="list-style-type: none"> <li>This condition must be satisfied prior to commencement of any work in relation to the contract of insurance under the Home Building Act 1989. This condition also has effect during the carrying out of all building work with respect to compliance with the Building Code of Australia.</li> <li>All new guttering is to comply with the provisions of AS3500.</li> </ul>
-------------	---

	<p><b>Condition Reason:</b> To ensure that works are carried out in accordance with the Building Code of Australia and any required contract of insurance is in force.</p>
<b>E 2.</b>	<p><b>Erosion and Sediment Controls – Installation</b></p> <p>Before any building work commences, water pollution, erosion and sedimentation controls must be installed and maintained in accordance with:</p> <ol style="list-style-type: none"> <li>a) The Soil and Water Management Plan if required under this consent;</li> <li>b) “Do it Right On Site, Soil and Water Management for the Construction Industry” and accompanying factsheets published by the Southern Sydney Regional Organisation of Councils, and</li> <li>c) “Managing Urban Stormwater - Soils and Construction” 2004 published by the NSW Government (The Blue Book).</li> </ol> <p>Where there is any conflict The Blue Book takes precedence.</p> <p><b>Notes:</b></p> <ul style="list-style-type: none"> <li>• The International Erosion Control Association – Australasia (<a href="http://www.austieca.com.au/">www.austieca.com.au/</a>) lists consultant experts who can assist in ensuring compliance with this condition.</li> <li>• Where Soil and Water Management Plan is required for larger projects it is recommended that this be produced by a member of the International Erosion Control Association – Australasia.</li> <li>• The “Do it Right On Site, Soil and Water Management for the Construction Industry” publication and the accompanying factsheets can be downloaded from <a href="http://www.woollahra.nsw.gov.au">www.woollahra.nsw.gov.au</a> and The Blue Book is available at <a href="http://www.environment.nsw.gov.au">www.environment.nsw.gov.au</a></li> <li>• A failure to comply with this condition may result in penalty infringement notices, prosecution, notices and orders under the Act and/or the Protection of the Environment Operations Act 1997 without any further warning. It is a criminal offence to cause, permit or allow pollution.</li> <li>• Section 257 of the Protection of the Environment Operations Act 1997 provides inter alia that “the occupier of premises at or from which any pollution occurs is taken to have caused the pollution”.</li> <li>• Warning: Irrespective of this condition any person occupying the site may be subject to proceedings under the Protection of the Environment Operations Act 1997 where pollution is caused, permitted or allowed as the result of their occupation of the land being.</li> </ul> <p><b>Condition Reason:</b> To prevent potential water pollution and dust nuisance.</p>
<b>E 3.</b>	<p><b>Building - Construction Certificate, Appointment of Principal Certifier, Appointment of Principal Contractor and Notice of Commencement (Part 6, Division 6.3 of the Act)</b></p> <p>Building work must not commence, until:</p> <ol style="list-style-type: none"> <li>a) A construction certificate for the building work has been issued by the consent authority, the Council (if the Council is not the consent authority) or an accredited Certifier, and</li> <li>b) The person having the benefit of the development consent has: <ul style="list-style-type: none"> <li>• appointed a Principal Certifier for the building work, and</li> <li>• notified the Principal Certifier that the person will carry out the building work as an Owner-builder, if that is the case, and</li> </ul> </li> <li>c) The Principal Certifier has, no later than 2 days before the building work commences: <ul style="list-style-type: none"> <li>• notified the consent authority and the Council (if the Council is not the consent authority) of his or her appointment, and</li> </ul> </li> </ol>

	<ul style="list-style-type: none"> <li>• notified the person having the benefit of the development consent of any critical stage inspections and other inspections that are to be carried out in respect of the building work, and</li> </ul> <p>d) The person having the benefit of the development consent, if not carrying out the work as an Owner-builder, has:</p> <ul style="list-style-type: none"> <li>• appointed a Principal Contractor for the building work who must be the holder of a contractor licence if any residential building work is involved, and</li> <li>• notified the Principal Certifier of any such appointment, and</li> <li>• unless that person is the Principal Contractor, notified the Principal Contractor of any critical stage inspections and other inspections that are to be carried out in respect of the building work, and</li> <li>• given at least 2 days' notice to the Council of the person's intention to commence the erection of the building.</li> </ul> <p><b>Notes:</b></p> <ul style="list-style-type: none"> <li>• <b>Building</b> has the same meaning as in section 1.4 of the Act and includes part of a building and any structure or part of a structure.</li> <li>• <b>New building</b> has the same meaning as in section 6.1 of the Act and includes an altered portion of, or an extension to, an existing building.</li> <li>• The commencement of demolition works associated with an altered portion of, or an extension to, an existing building is considered to be the commencement of building work requiring compliance with section 6.6(2) of the Act (including the need for a Construction Certificate) prior to any demolition work. See: <i>Over our Dead Body Society Inc v Byron Bay Community Association Inc</i> [2001] NSWLEC 125.</li> <li>• Construction Certificate Application, PC Service Agreement and Notice of Commencement forms can be downloaded from Council's website <a href="http://www.woollahra.nsw.gov.au">www.woollahra.nsw.gov.au</a></li> <li>• It is an offence for any person to carry out the erection of a building in breach of this condition and in breach of section 6.6(2) of the Act.</li> <li>• Under the Home Building Act 1989 any property owner who intends undertaking construction work to a dwelling house or dual occupancy to the value of \$12,000 or over must complete an approved education course and obtain an owner-builder permit from NSW Fair Trading.</li> </ul> <p><b>Condition Reason:</b> To ensure a construction certificate has been issued, a Principal Certifier is appointed, a Principal Contractor (if applicable) is appointed, and a notice of commencement has been submitted.</p>
--	---

## F. DURING BUILDING WORK

<b>F</b>	<b>1.</b>	<p><b>Compliance with BCA and Insurance Requirements under the Home Building Act 1989</b></p> <hr/> <p>While site work is being carried out:</p> <ul style="list-style-type: none"> <li>a) work must be carried out in accordance with the requirements of the Building Code of Australia (BCA),</li> <li>b) in the case of residential building work for which the Home Building Act 1989 requires there to be a contract of insurance in force in accordance with Part 6 of that Act, that such a contract of insurance is in force before any building work authorised to be carried out by the consent commences.</li> </ul> <p>This condition does not apply:</p> <ul style="list-style-type: none"> <li>a) to the extent to which an exemption is in force under the Development Certification and Fire Safety Regulations, or</li> <li>b) to the erection of a temporary building.</li> </ul>
----------	-----------	--

	<p>In this clause, a reference to the BCA is a reference to that Code as in force on the date the application for the relevant construction certificate is made.</p> <p>For the purposes of section 4.17(11) of the Act, the above condition is prescribed in relation to a development consent for development that involves any building work.</p> <p><b>Notes:</b></p> <ul style="list-style-type: none"> <li>All new guttering is to comply with the provisions of AS 3500.</li> </ul> <p><b>Condition Reason:</b> To ensure compliance with the BCA and Home building Act 1989.</p>
<p><b>F 2.</b></p>	<p><b>Requirement to Notify about New Evidence</b></p> <p>While site work is being carried out, any new information that comes to light, which has the potential to alter previous conclusions about site contamination, heritage significance, threatened species or other relevant matters must be immediately notified to Council and the Principal Certifier.</p> <p><b>Condition Reason:</b> To ensure Council and the Principal Certifier are made aware of new information.</p>
<p><b>F 3.</b></p>	<p><b>Critical Stage Inspections</b></p> <p>While site work is being carried out, critical stage inspections must be called for by the Principal Contractor or Owner-builder as required by the Principal Certifier, any PC service agreement, the Act, the Development Certification and Fire Safety Regulation, and the Regulation.</p> <p>Work must not proceed beyond each critical stage until the Principal Certifier is satisfied that work is proceeding in accordance with this consent, the construction certificate(s) and the Act.</p> <p>Critical stage inspections means the inspections prescribed by the Development Certification and Fire Safety Regulations, and Regulations for the purposes of section 6.5 of the Act or as required by the Principal Certifier and any PC Service Agreement.</p> <p><b>Notes:</b></p> <ul style="list-style-type: none"> <li>The Principal Certifier may require inspections beyond mandatory critical stage inspections in order that the Principal Certifier be satisfied that work is proceeding in accordance with this consent.</li> <li>The Principal Certifier may, in addition to inspections, require the submission of Compliance Certificates, survey reports or evidence of suitability in accordance with Part A2G2 of the BCA in relation to any matter relevant to the development.</li> </ul> <p><b>Condition Reason:</b> To ensure that building work progresses in accordance with the approved plans, conditions of consent, and requirements of the act.</p>
<p><b>F 4.</b></p>	<p><b>Hours of Work –Amenity of the Neighbourhood</b></p> <p>While site work is being carried out:</p> <ol style="list-style-type: none"> <li>No work must take place on any Sunday or public holiday.</li> <li>No work must take place before 7am or after 5pm any weekday.</li> <li>No work must take place before 7am or after 1pm any Saturday.</li> </ol>

- d) The following work must not take place before 9am or after 4pm any weekday, or before 9am or after 1pm any Saturday or at any time on a Sunday or public holiday:
- i. piling,
  - ii. piling,
  - iii. rock or concrete cutting, boring or drilling,
  - iv. rock breaking,
  - v. rock sawing,
  - vi. jack hammering, or
  - vii. machine excavation.
- e) No loading or unloading of material or equipment associated with the activities listed in part d) above must take place before 9am or after 4pm any weekday, or before 9am or after 1pm any Saturday or at any time on a Sunday or public holiday.
- f) No operation of any equipment associated with the activities listed in part d) above must take place before 9am or after 4pm any weekday, or before 9am or after 1pm any Saturday or at any time on a Sunday or public holiday.
- g) No rock excavation being cutting, boring, drilling, breaking, sawing , jack hammering or bulk excavation of rock, must occur without a 15 minute interval break within every hour.

**Notes:**

- The use of noise and vibration generating plant and equipment and vehicular traffic, including trucks in particular, significantly degrade the amenity of neighbourhoods and more onerous restrictions apply to these activities. This more invasive work generally occurs during the foundation and bulk excavation stages of development. If you are in doubt as to whether or not a particular activity is considered to be subject to the more onerous requirement (9am to 4pm weekdays and 9am to 1pm Saturdays) please consult with Council.
- Each and every breach of this condition by any person may be subject to a separate penalty infringement notice or prosecution.
- The delivery and removal of plant, equipment and machinery associated with wide loads subject to Transport for NSW and NSW Police restrictions on their movement outside the approved hours of work will be considered on a case by case basis.
- Compliance with these hours of work does not affect the rights of any person to seek a remedy to offensive noise as defined by the Protection of the Environment Operations Act 1997, the Protection of the Environment Operations (Noise Control) Regulation 2017.
- NSW EPA Noise Guide is available at [www.epa.nsw.gov.au/noise/nqlg.htm](http://www.epa.nsw.gov.au/noise/nqlg.htm)

**Condition Reason:** To mitigate the impact of work upon the amenity of the neighbourhood.

**F 5. Public Footpaths – Safety, Access and Maintenance**

While site work is being carried out, any person acting with the benefit of this consent must:

- a) Not erect or maintain any gate or fence that swings out, or encroaches upon the road or the footway.
- b) Not use the road or footway for the storage of any article, material, matter, waste or thing.
- c) Not use the road or footway for any work.



- d) Keep the road and footway in good repair free of any trip hazard or obstruction.
- e) Any damage caused to the road, footway, vehicular crossing, nature strip or any public place must be immediately made safe and then repaired, to the satisfaction of Council.
- f) Not stand any plant and equipment upon the road or footway.
- g) If it is proposed to locate any site fencing, hoardings, skip bins or other articles upon any part of the footpath, nature strip or any public place, or operate a crane, hoist or concrete pump on or over Council land, an application must be submitted to and approved by Council beforehand.
- h) Provide a clear safe pedestrian route a minimum of 1.5m wide.
- i) Protect heritage listed street name inlays located in the footpath, kerb and gutter, and any other structure, to ensure they are not removed or damaged during development.

This condition does not apply to the extent that a permit or approval exists under the section 148B of the Road Transport Act 2013, section 138 of the Roads Act 1993 or section 68 of the Local Government Act 1993 except that at all time compliance is required with:

- a) Australian Standard AS 1742 (Set): Manual of uniform traffic control devices and all relevant parts of this set of standards.
- b) Australian Road Rules.

**Notes:**

- Section 148B of the Road Transport Act 2013 allows the NSW Police to close any road or road related area to traffic during any temporary obstruction or danger to traffic or for any temporary purpose.
- Section 138 of the Roads Act 1993 provides that a person must not:
  - erect a structure or carry out a work in, on or over a public road, or
  - dig up or disturb the surface of a public road, or
  - remove or interfere with a structure, work or tree on a public road, or
  - pump water into a public road from any land adjoining the road, or
  - connect a road (whether public or private) to a classified road,
  - otherwise than with the consent of the appropriate roads authority.
- Section 68 of the Local Government Act 1993 provides that a person may carry out certain activities only with the prior approval of the Council including:
  - Part C Management of waste:
    - a) For fee or reward, transport waste over or under a public place
    - b) Place waste in a public place
    - c) Place a waste storage container in a public place.
  - Part E Public roads:
    - a) Swing or hoist goods across or over any part of a public road by means of a lift, hoist or tackle projecting over the footway
    - b) Expose or allow to be exposed (whether for sale or otherwise) any article in or on or so as to overhang any part of the road or outside a shop window or doorway abutting the road, or hang an article beneath an awning over the road.

**Condition Reason:** To ensure safe access is maintained to footpaths and roads during building works.

**F 6. Tree Preservation**

While site work is being carried out, all persons must comply with Chapter E.3 – *Tree Management* of Council’s Development Control Plan (DCP) 2015, other than where varied by this consent. The DCP applies to any tree with a height greater than 5 metres or a diameter spread of branches greater than 3 metres.

	<p>General Protection Requirements:</p> <ol style="list-style-type: none"> <li>a) The tree protection measures must be maintained during all development work unless otherwise specified within these conditions of consent.</li> <li>b) Excavation must cease where tree roots with a diameter exceeding 50mm are exposed. The principal contractor must procure an inspection of the exposed tree roots by an arborist with a minimum AQF Level 5 qualification. Excavation must only recommence with the implementation of the recommendations of the arborist.</li> <li>c) Where there is damage to any part of a tree the principal contractor must procure an inspection of the tree by a qualified arborist immediately. The principal contractor must immediately implement treatment as directed by the arborist. The arborist is to supply a detailed report to the appointed certifier.</li> </ol> <p>Trees must be pruned in accordance with Australian Standard AS 4373 “Pruning of Amenity Trees” and WorkCover NSW Code of Practice Amenity Tree Industry.</p> <p><b>Condition Reason:</b> To protect trees during the carrying out of sitework.</p>
<p><b>F 7.</b></p>	<p><b>Maintenance of Environmental Controls</b></p> <p>While site work is being carried out, the following monitoring, measures and controls must be maintained:</p> <ol style="list-style-type: none"> <li>a) erosion and sediment controls,</li> <li>b) dust controls,</li> <li>c) dewatering discharges,</li> <li>d) noise controls,</li> <li>e) vibration monitoring and controls, and</li> <li>f) ablutions.</li> </ol> <p><b>Condition Reason:</b> To ensure that environmental controls are maintained during building works to protect the public and surrounding environment.</p>
<p><b>F 8.</b></p>	<p><b>Support of Adjoining Land and Buildings</b></p> <p>While site work is being carried out, a person must not to do anything on or in relation to the site (the supporting land) that removes the support provided by the supporting land to any other land (the supported land) or building (the supported building).</p> <p>For the purposes of this condition, supporting land includes the natural surface of the site, the subsoil of the site, any water beneath the site, and any part of the site that has been reclaimed.</p> <p><b>Notes:</b></p> <ul style="list-style-type: none"> <li>• This condition does not authorise any trespass or encroachment upon any adjoining or supported land or building whether private or public. Where any underpinning, shoring, soil anchoring (temporary or permanent) or the like is considered necessary upon any adjoining or supported land by any person the Principal Contractor or Owner-builder must obtain:             <ul style="list-style-type: none"> <li>- the consent of the owners of such adjoining or supported land to trespass or encroach, or</li> <li>- an access order under the Access to Neighbouring Land Act 2000, or</li> <li>- an easement under section 88K of the Conveyancing Act 1919, or</li> </ul> </li> </ul>

	<ul style="list-style-type: none"> <li>- an easement under section 40 of the Land and Environment Court Act 1979 as appropriate.</li> <li>• Section 177 of the Conveyancing Act 1919 creates a statutory duty of care in relation to support of land. Accordingly, a person has a duty of care not to do anything on or in relation to land being developed (the supporting land) that removes the support provided by the supporting land to any other adjoining land (the supported land).</li> <li>• Clause 17 of the Roads Regulation 2018 prohibits excavation in the vicinity of roads as follows: “Excavations adjacent to road - A person must not excavate land in the vicinity of a road if the excavation is capable of causing damage to the road (such as by way of subsidence) or to any work or structure on the road.” Separate approval is required under the Roads Act 1993 for any underpinning, shoring, soil anchoring (temporary) or the like within or under any road. Council will not give approval to permanent underpinning, shoring, soil anchoring within or under any road.</li> <li>• The encroachment of work or the like is a civil matter of trespass or encroachment and Council does not adjudicate or regulate such trespasses or encroachments except in relation to encroachments upon any road, public place, Crown land under Council’s care control or management, or any community or operational land as defined by the Local Government Act 1993.</li> </ul> <p><b>Condition Reason:</b> To ensure that the support of adjoining land is not removed.</p>
<p><b>F 9.</b></p>	<p><b>Erosion and Sediment Controls – Maintenance</b></p> <p>While site work is being carried out, water pollution, erosion, and sedimentation controls must be maintained in accordance with:</p> <ol style="list-style-type: none"> <li>a) the Soil and Water Management Plan required under this consent,</li> <li>b) “Do it Right On Site, Soil and Water Management for the Construction Industry” and the accompanying factsheets published by the Southern Sydney Regional Organisation of Councils, and</li> <li>c) “Managing Urban Stormwater - Soils and Construction” 2004 published by the NSW Government (The Blue Book).</li> </ol> <p>Where there is any conflict The Blue Book takes precedence.</p> <p><b>Notes:</b></p> <ul style="list-style-type: none"> <li>• A failure to comply with this condition may result in penalty infringement notices, prosecution, notices and orders under the Act and/or the Protection of the Environment Operations Act 1997 without any further warning. It is a criminal offence to cause, permit or allow pollution.</li> <li>• Section 257 of the Protection of the Environment Operations Act 1997 provides that “the occupier of premises at or from which any pollution occurs is taken to have caused the pollution”.</li> <li>• Warning: Irrespective of this condition any person occupying the site may be subject to proceedings under the Protection of the Environment Operations Act 1997 where pollution is caused, permitted or allowed as the result of the occupation of the land being developed whether or not they actually cause the pollution.</li> </ul> <p><b>Condition Reason:</b> To prevent potential water pollution and dust nuisance.</p>
<p><b>F 10.</b></p>	<p><b>Disposal of Site Water During Construction</b></p> <p>While site work is being carried out:</p> <ol style="list-style-type: none"> <li>a) Prior to pumping any water into the road or public stormwater system, approval must be obtained from Council under section 138(1)(d) of the Roads Act 1993.</li> </ol>

	<p>b) Water pollution, as defined by the Protection of the Environment Operations Act 1997, must not occur as the result of the discharge to the road, public stormwater system or other place of any site water.</p> <p>c) That stormwater from any roof or other impervious areas is linked, via temporary downpipes and stormwater pipes, to a Council approved stormwater disposal system immediately upon completion of the roof installation or work creating other impervious areas.</p> <p><b>Condition Reason:</b> To ensure that adjoining and neighbouring land is not adversely affected by unreasonable overland flows of stormwater and that site water does not cause erosion and water pollution.</p>
<p><b>F 11.</b></p>	<p><b>Check Surveys - boundary location, building location, building height, stormwater drainage system and flood protection measures relative to Australian Height Datum</b></p> <p>While site work is being carried out, a registered surveyor must carry out check surveys and provide survey certificates confirming the location of the building(s), ancillary works, flood protection works and the stormwater drainage system relative to the boundaries of the site and that the height of buildings, ancillary works, flood protection works and the stormwater drainage system relative to Australian Height Datum complies with this consent at the following critical stages.</p> <p>Work must not proceed beyond each of the following critical stages until compliance has been demonstrated to the Principal Certifier's satisfaction:</p> <ol style="list-style-type: none"> <li>a) Upon the completion of foundation walls prior to the laying of any floor or the pouring of any floor slab and generally at damp proof course level.</li> <li>b) Upon the completion of formwork for floor slabs prior to the laying of any floor or the pouring of any concrete and generally at each storey.</li> <li>c) Upon the completion of formwork or framework for the roof(s) prior to the laying of any roofing or the pouring of any concrete roof.</li> <li>d) Upon the completion of formwork and steel fixing prior to pouring of any concrete for any ancillary structure, flood protection work, swimming pool or spa pool or the like.</li> <li>e) Upon the completion of formwork and steel fixing prior to pouring of any concrete for driveways showing transitions and crest thresholds confirming that driveway levels match Council approved driveway crossing levels and minimum flood levels.</li> <li>f) Stormwater drainage Systems are in place prior to back filling over pipes confirming location, height and capacity of works.</li> <li>g) Flood protection measures are in place confirming location, height and capacity.</li> </ol> <p><b>Condition Reason:</b> To ensure that development occurs in the location and at the height approved under this consent, which is critical to ensure that buildings are constructed to minimum heights for flood protection and maximum heights to protect views and the amenity of neighbours.</p>
<p><b>F 12.</b></p>	<p><b>Placement and Use of Skip Bins</b></p> <p>While site work is being carried out, all waste storage containers, including but not limited to skip bins, must be stored within the site unless:</p>

	<p>a) Activity Approval has been issued by Council under section 68 of the Local Government Act 1993 to place the waste storage container in a public place; and</p> <p>b) where located on the road it is located only in a positions where a vehicle may lawfully park in accordance with the Australian Road Rules.</p> <p><b>Notes:</b></p> <ul style="list-style-type: none"> <li>Waste storage containers must not be located on the footpath without a site specific activity approval. Where such site specific activity approval is granted a 1.5m wide clear path of travel is maintained free of any trip hazards.</li> </ul> <p><b>Condition Reason:</b> To ensure waste storage containers are appropriately located.</p>
<p><b>F 13.</b></p>	<p><b>Prohibition of Burning</b></p> <p>While site work is being carried out, there must be no burning of any waste or other materials. The burning of copper chrome arsenate (CCA) or pentachlorophenol (PCP) treated timber is prohibited in all parts of NSW. All burning is prohibited in the Woollahra local government area.</p> <p><b>Notes:</b></p> <ul style="list-style-type: none"> <li>Under the Protection of the Environment Operations (Clean Air) Regulation 2021 all burning (including burning of vegetation and domestic waste) is prohibited except with approval. No approval is granted under this consent for any burning.</li> </ul> <p><b>Condition Reason:</b> To ensure no burning of waste occurs.</p>
<p><b>F 14.</b></p>	<p><b>Dust Mitigation</b></p> <p>While site work is being carried out, dust mitigation must be implemented in accordance with “Dust Control - Do it right on site” and the accompanying facts sheets published by the Southern Sydney Regional Organisation of Councils.</p> <p>This generally requires:</p> <ol style="list-style-type: none"> <li>Dust screens to all hoardings and site fences.</li> <li>All stockpiles or loose materials to be covered when not being used.</li> <li>All equipment, where capable, being fitted with dust catchers.</li> <li>All loose materials being placed bags before placing into waste or skip bins.</li> <li>All waste and skip bins being kept covered when not being filled or emptied.</li> <li>The surface of excavation work being kept wet to minimise dust.</li> <li>Landscaping incorporating trees, dense shrubs and grass being implemented as soon as practically possible to minimise dust.</li> </ol> <p><b>Notes:</b></p> <ul style="list-style-type: none"> <li>“Dust Control - Do it right on site” and the accompanying factsheets can be downloaded from Council’s website <a href="http://www.woollahra.nsw.gov.au">www.woollahra.nsw.gov.au</a></li> <li>Special precautions must be taken when removing asbestos or lead materials from development sites. Additional information can be obtained from <a href="http://www.safework.nsw.gov.au">www.safework.nsw.gov.au</a> and <a href="http://www.epa.nsw.gov.au">www.epa.nsw.gov.au</a>. Other specific conditions and advice may apply.</li> <li>Demolition and construction activities may affect local air quality and contribute to urban air pollution. The causes are dust, smoke and fumes coming from equipment or activities, and airborne chemicals when spraying for pest management. Precautions must be taken to prevent air pollution.</li> </ul>

	<p><b>Condition Reason:</b> To mitigate the impact of dust upon the amenity of the neighbourhood and prevent water pollution.</p>
<b>F 15.</b>	<p><b>Site Waste Minimisation and Management – Demolition</b></p> <p>While site work is being carried out, in order to maximise resource recovery and minimise residual waste from demolition activities:</p> <ol style="list-style-type: none"> <li>a) the provisions of the Site Waste Minimisation and Management Plan (SWMMP) are to be implemented at all times during the course of the work,</li> <li>b) an area is to be allocated for the storage of materials for use, recycling and disposal (giving consideration to slope, drainage, location of waterways, stormwater outlets, vegetation and access and handling requirements),</li> <li>c) separate collection bins and/or areas for the storage of residual waste are to be provided,</li> <li>d) the purpose and content of the bins and/or storage areas are to be clearly ‘signposted’,</li> <li>e) measures to prevent damage by the elements, odour, health risks and windborne litter are to be implemented, and</li> <li>f) site disturbance must be minimised, and unnecessary excavation limited.</li> </ol> <p>When implementing the SWMMP the Applicant must ensure:</p> <ol style="list-style-type: none"> <li>a) footpaths, public reserves and street gutters are not used as places to store demolition waste or materials of any kind without Council approval,</li> <li>b) any material moved offsite is transported in accordance with the requirements of the Protection of the Environment Operations Act 1997,</li> <li>c) waste is only transported to a place that can lawfully be used as a waste facility,</li> <li>d) generation, storage, treatment and disposal of hazardous waste and special waste (including asbestos) is conducted in accordance with relevant waste legislation administered by the NSW Environment Protection Authority, and relevant occupational health and safety legislation administered by SafeWork NSW, and</li> <li>e) evidence such as weighbridge dockets and invoices for waste disposal or recycling services are retained.</li> </ol> <p><b>Notes:</b></p> <ul style="list-style-type: none"> <li>• Materials that have an existing reuse or recycling market must not be disposed of in a land fill. Reuse and recycling opportunities are decreased when asbestos is not carefully removed and segregated from other waste streams.</li> </ul> <p><b>Condition Reason:</b> To maximise resource recovery and minimise residual waste from demolition activities.</p>
<b>F 16.</b>	<p><b>Site Waste Minimisation and Management – Construction</b></p> <p>While site work is being carried out, in order to maximise resource recovery and minimise residual waste from construction activities:</p> <ol style="list-style-type: none"> <li>a) the provisions of the Site Waste Minimisation and Management Plan (SWMMP) are to be implemented at all times during the course of the work,</li> <li>b) deliveries of materials must be arranged so that materials are delivered ‘as needed’ to prevent the degradation of materials through weathering and moisture damage,</li> <li>c) consideration must be given to returning excess materials to the supplier or manufacturer,</li> </ol>

	<p>d) an area must be allocated for the storage of materials for use, recycling and disposal (considering slope, drainage, location of waterways, stormwater outlets and vegetation),</p> <p>e) the purpose and content of the storage areas must be clearly 'signposted',</p> <p>f) contractors must be arranged for the transport, processing and disposal of waste and recycling and all contractors must be aware of the legal requirements for disposing of waste,</p> <p>g) separate collection bins or areas for the storage of residual waste must be promoted,</p> <p>h) measures to prevent damage by the elements, odour and health risks, and windborne litter must be implemented,</p> <p>i) site disturbance must be minimised and unnecessary excavation limited,</p> <p>j) all waste must be transported to a place that can lawfully be used as a waste facility, and</p> <p>k) records demonstrating lawful disposal of waste must be retained and kept readily accessible for inspection by regulatory authorities such as Council, the NSW EPA or SafeWork NSW.</p>
	<p><b>Condition Reason:</b> To maximise resource recovery and minimise residual waste from construction activities.</p>
<p><b>F 17.</b></p>	<p><b>Asbestos Removal</b></p>
	<p>While site work is being carried out, all asbestos removal work must be carried out safely according to NSW work health and safety legislation.</p> <p>Where hazardous material, including bonded or friable asbestos has been identified in accordance with the conditions in Section B above, and such material must be demolished, disturbed and subsequently removed, all such works must comply with the following criteria:</p> <p>a) Be undertaken by contractors who hold a current SafeWork NSW "demolition licence" and a current SafeWork NSW "Class A licence" for friable asbestos removal.</p> <p>b) Be carried out in accordance with the relevant SafeWork NSW codes of practice.</p> <p>c) No asbestos products may be reused on the site.</p> <p>d) No asbestos laden skip or bins must be left in any public place.</p> <p><b>Notes:</b></p> <ul style="list-style-type: none"> <li>• Before starting work, a work site-specific permit approving each asbestos project must be obtained from SafeWork NSW. A permit will not be granted without a current SafeWork licence.</li> <li>• All removal, repair or disturbance of or to asbestos material must comply with:             <ul style="list-style-type: none"> <li>- Work Health and Safety Act 2011,</li> <li>- Work Health and Safety Regulation 2017,</li> <li>- SafeWork NSW "Code of Practice: How to Safely Remove Asbestos" (2016), and</li> <li>- SafeWork NSW "Code of Practice: How to Manage and Control Asbestos in the Workplace" (2016).</li> </ul> </li> <li>• For more information go to the SafeWork NSW website on asbestos <a href="http://www.safework.nsw.gov.au/health-and-safety/safety-topics-a-z/asbestos">www.safework.nsw.gov.au/health-and-safety/safety-topics-a-z/asbestos</a>, and <a href="http://www.safework.nsw.gov.au/law-and-policy/legislation-and-codes/codes-of-practice">www.safework.nsw.gov.au/law-and-policy/legislation-and-codes/codes-of-practice</a> or call 131 050</li> </ul>
	<p><b>Condition Reason:</b> To ensure the safe removal of asbestos and protect the health and safety of persons working on the site and the public.</p>

<p><b>F 18.</b></p>	<p><b>Classification of Hazardous Waste</b></p> <p>While site work is being carried out, and prior to the exportation of hazardous waste (including hazardous fill or soil) from the site, the waste materials must be classified in accordance with the provision of the Protection of the Environment Operations Act 1997 and the NSW EPA Waste Classification Guidelines, Part1: Classifying Waste, 2014.</p> <p><b>Condition Reason:</b> To ensure that where hazardous waste will be removed from a site an asbestos licensed contractor can definitively determine where the waste may be legally taken for disposal.</p>
<p><b>F 19.</b></p>	<p><b>Disposal of Asbestos and Hazardous Waste</b></p> <p>While site work is being carried out, asbestos and hazardous waste, once classified in accordance with the hazardous waste classification condition must only be transported to waste facilities licensed to accept asbestos and appropriate classifications of hazardous waste.</p> <p><b>Condition Reason:</b> To ensure that asbestos and other hazardous waste is disposed of lawfully under the Protection of the Environment Operations Act 1997 and relevant NSW EPA requirements.</p>
<p><b>F 20.</b></p>	<p><b>Asbestos Removal Signage</b></p> <p>While site work is being carried out and when asbestos is being removed, standard commercially manufactured signs containing the words "DANGER ASBESTOS REMOVAL IN PROGRESS" measuring not less than 400mm x 300mm are to be erected in prominent visible positions on the site.</p> <p><b>Condition Reason:</b> To ensure awareness of any hazard to the health and safety of persons working on the site and public.</p>
<p><b>F 21.</b></p>	<p><b>Notification of Asbestos Removal</b></p> <p>While site work is being carried out, in addition to the requirements for licensed asbestos removalists to give written notice to SafeWork NSW, all adjoining properties and those opposite the development site must be notified in writing of the dates and times when asbestos removal is to be conducted.</p> <p>The notification is to identify the licensed asbestos removal contractor and include a contact person for the site together with telephone and facsimile numbers and email addresses.</p> <p><b>Condition Reason:</b> To ensure that local residents are informed and have adequate contact details for incidents of asbestos removal.</p>



**G. BEFORE ISSUE OF AN OCCUPATION CERTIFICATE**

<p><b>G 1.</b></p>	<p><b>Occupation Certificate (section 6.9 of the Act)</b></p> <p>A person must not commence occupation or use of the whole or any part of a new building (within the meaning of section 6.10 of the Act) unless an occupation certificate has been issued in relation to the building or part.</p> <p><b>Notes:</b></p> <ul style="list-style-type: none"> <li>• New building includes an altered portion of, or an extension to, an existing building.</li> </ul> <p><b>Condition Reason:</b> To ensure the building is suitable to occupy.</p>
<p><b>G 2.</b></p>	<p><b>Fulfilment of BASIX Commitments – Clause 44 of the Development Certification and Fire Safety Regulation</b></p> <p>Before the issue of any occupation certificate, all BASIX commitments must be effected in accordance with the BASIX certificate Nos. A1761740, A1761684, A1761648, A1761680, A1761735, A1761737, A1761687, A1760175.</p> <p><b>Notes:</b></p> <ul style="list-style-type: none"> <li>• Clause 44 of the Development Certification and Fire Safety Regulation applies to an occupation certificate if a relevant BASIX certificate requires a certifier to monitor fulfilment of a commitment listed in the certificate in relation to a building. The certifier must not issue an occupation certificate for the building unless the commitment has been fulfilled.</li> </ul> <p><b>Condition Reason:</b> To ensure that sustainable building commitments, to reduce water and energy consumption, are fulfilled prior to the occupation.</p>
<p><b>G 3.</b></p>	<p><b>Removal of Ancillary Works and Structures</b></p> <p>Before the issue of any occupation certificate for the whole of the building, The following articles must be removed from the land and any adjoining public place:</p> <ol style="list-style-type: none"> <li>a) the site sign,</li> <li>b) ablutions,</li> <li>c) hoarding,</li> <li>d) scaffolding, and</li> <li>e) waste materials, matter, article or thing.</li> </ol> <p><b>Condition Reason:</b> To ensure that all ancillary matter is removed prior to occupation.</p>
<p><b>G 4.</b></p>	<p><b>Commissioning and Certification of Systems and Works</b></p> <p>Before the issue of any occupation certificate, works-as-executed (WAE) plans prepared by a registered surveyor, compliance certificates, and evidence of suitability in accordance with Part A5G1 of the BCA confirming that the works, as executed and as detailed, comply with the requirement of this consent, the Act, the Regulations, any relevant construction certificate, the BCA and relevant Australian Standards must be submitted to the satisfaction of the Principal Certifier.</p>

	<p>Works-as-executed plans, compliance certificates, and evidence of suitability in accordance with Part A5G1 of the BCA must include, but may not be limited to:</p> <ol style="list-style-type: none"> <li>a) All structural work.</li> <li>b) Such further matters as the Principal Certifier may require.</li> </ol> <p><b>Notes:</b></p> <ul style="list-style-type: none"> <li>• The PC may require any number of WAE plans, certificates, or other evidence of suitability as necessary to confirm compliance with the Act, Regulation, development standards, BCA, and relevant Australia Standards. As a minimum WAE plans and certification is required for stormwater drainage and detention, mechanical ventilation work, hydraulic services (including but not limited to fire services).</li> <li>• The PC must submit to Council, with any occupation certificate, copies of WAE plans, compliance certificates and evidence of suitability in accordance with Part A5G1 of the BCA upon which the PC has relied in issuing any occupation certificate.</li> </ul>
	<p><b>Condition Reason:</b> To ensure that systems and works as completed meet development standards as defined by the Act, comply with the BCA, and this consent, and to ensure a public record of works as executed is maintained.</p>
<p><b>G 5.</b></p>	<p><b>Fire Safety Certificates</b></p> <p>Before the issue of any occupation certificate to authorise a person:</p> <ol style="list-style-type: none"> <li>a) to commence occupation or use of a new building, or</li> <li>b) to commence a change of building use for an existing building, the Principal Certifier must be satisfied that a final fire safety certificate has been issued for the building.</li> </ol> <p><b>Notes:</b></p> <ul style="list-style-type: none"> <li>• In this condition: <ul style="list-style-type: none"> <li><i>interim fire safety certificate</i> has the same meaning as it has in Part 11 of the Development Certification and Fire Safety Regulation.</li> <li><i>final fire safety certificate</i> has the same meaning as it has in Part 11 of the Development Certification and Fire Safety Regulation.</li> <li><i>new building</i> has the same meaning as it has in section 6.1 of the Act.</li> </ul> </li> </ul> <p><b>Condition Reason:</b> To ensure that a final fire safety certificate is issued prior to occupation.</p>

**H. OCCUPATION AND ONGOING USE**

<p><b>H 1.</b></p>	<p><b>Maintenance of BASIX Commitments</b></p> <p>During the occupation and ongoing use, all BASIX commitments must be maintained in accordance with the BASIX Certificate Nos. A1761740, A1761684, A1761648, A1761680, A1761735, A1761737, A1761687, A1760175.</p> <p>This condition affects successors in title with the intent that environmental sustainability measures must be maintained for the life of development under this consent.</p> <p><b>Condition Reason:</b> To ensure the approved environmental sustainability measures are maintained for the life of development.</p>
--------------------	--

<b>H 2.</b>	<b>Annual Fire Safety Statements (Class 1b to 9c buildings inclusive)</b>
	During the occupation and ongoing use, each year, an annual fire safety statement must be provided to Council and the Commissioner of Fire and Rescue NSW. The annual fire safety statement must be prominently displayed in the building.
	<b>Notes:</b> <ul style="list-style-type: none"><li>• <b>essential fire safety measure</b> has the same meaning as in Schedule 2 of the Development Certification and Fire Safety Regulation.</li><li>• <b>annual fire safety statement</b> has the same meaning as in clause 88 of the Development Certification and Fire Safety Regulation.</li><li>• Visit Council's website for additional information in relation to fire safety <a href="http://www.woollahra.nsw.gov.au">www.woollahra.nsw.gov.au</a>.</li></ul>
	<b>Condition Reason:</b> To ensure public safety.

## SUBDIVISION WORK

### I. BEFORE ISSUE OF A SUBDIVISION WORKS CERTIFICATE

Nil

### J. BEFORE SUBDIVISION WORK COMMENCES

Nil

### K. BEFORE ISSUE OF A SUBDIVISION CERTIFICATE

Nil

## LAND SUBDIVISION

### L. BEFORE ISSUE OF A SUBDIVISION CERTIFICATE

Nil

## STRATA SUBDIVISION

### M. BEFORE ISSUE OF A STRATA CERTIFICATE

Nil

There being no further business the meeting concluded at 3.40pm.

**We certify that the pages numbered 1 to 98 inclusive are the Minutes of the Application Assessment Panel Meeting held on 24 September 2024 and confirmed by the Application Assessment Panel on 8 October 2024 as correct.**

---

**Chairperson**

---

**Secretary of Committee**